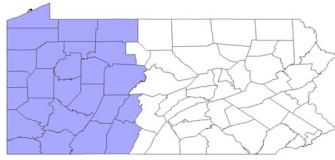


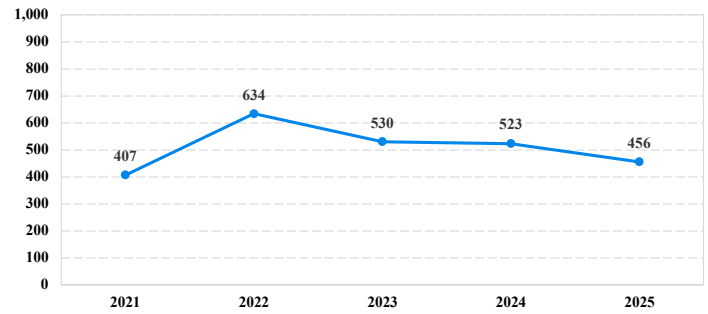
# District at a Glance

## Western District of Pennsylvania

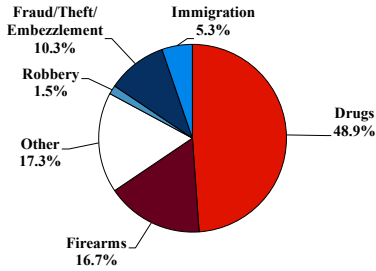
### Fiscal Year 2025



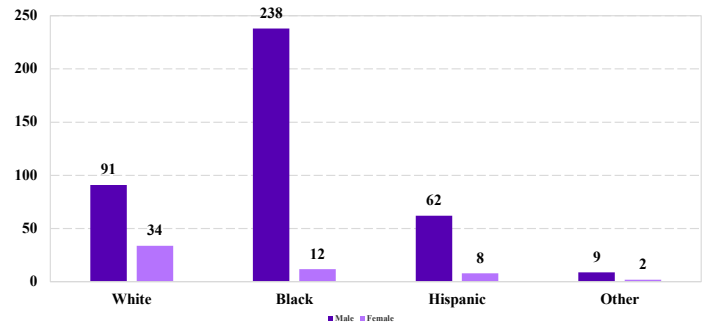
#### Number of Sentenced Individuals Over Time



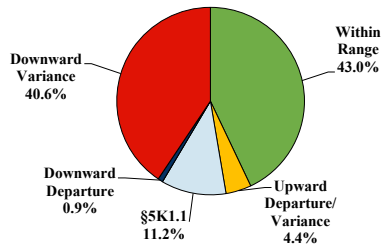
#### Type of Crime



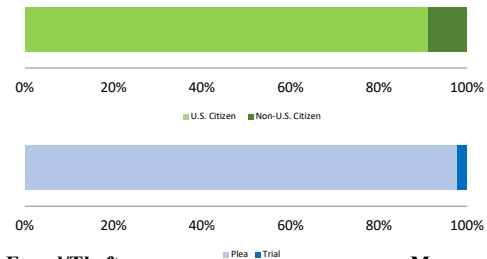
#### Race and Gender



#### Sentence Imposed Relative to the Guideline Range



#### Citizenship, Guilty Pleas, and Trials



#### SENTENCING INFORMATION BY TYPE OF CRIME

	TOTAL	Immigration	Drug Trafficking	Firearms	Fraud/Theft /Embezzle	Robbery	Child Porn	Money Laundering	All Other
<b>Total</b>	<b>456</b>	<b>24</b>	<b>223</b>	<b>76</b>	<b>47</b>	<b>7</b>	<b>16</b>	<b>20</b>	<b>43</b>
Mean Sentence (months)	62	2	66	64	19	78	92	72	99
Median Sentence (months)	45	0	57	48	12	71	76	40	36

#### IMPRISONMENT

<b>Total Receiving Imprisonment</b>	<b>421</b>	<b>24</b>	<b>212</b>	<b>76</b>	<b>31</b>	<b>7</b>	<b>16</b>	<b>18</b>	<b>37</b>
Prison Only	404	24	200	74	28	7	16	18	37
Up to 12 Months	61	23	19	1	8	1	0	3	6
13 to 60 Months	174	1	85	43	16	1	6	9	13
61 to 120 Months	114	0	71	25	3	4	6	2	3
Over 120 Months	55	0	25	5	1	1	4	4	15
Prison and Alternatives	17	0	12	2	3	0	0	0	0

#### PROBATION

<b>Total Receiving Probation</b>	<b>34</b>	<b>0</b>	<b>11</b>	<b>0</b>	<b>16</b>	<b>0</b>	<b>0</b>	<b>2</b>	<b>5</b>
Probation Only	25	0	9	0	12	0	0	1	3
Probation and Alternatives	9	0	2	0	4	0	0	1	2

#### FINE ONLY

<b>Total</b>	<b>1</b>	<b>0</b>	<b>0</b>	<b>0</b>	<b>0</b>	<b>0</b>	<b>0</b>	<b>0</b>	<b>1</b>
--------------	----------	----------	----------	----------	----------	----------	----------	----------	----------

Cases with indeterminable sentence terms are excluded from the calculation of the Mean Sentence or Median Sentence category. Sentences greater than 470 months and probation were included in the sentence average computations as 470 months and zero months, respectively. Cases in the Total Receiving Imprisonment, Total Receiving Probation, and Fine Only categories total 100 percent of all cases. Cases missing information required for a specific analysis were excluded from that analysis. Descriptions of variables used in this analysis are provided in Appendix A.

SOURCE: U.S. Sentencing Commission, 2021 - 2025 Datafiles, USSCFY21 - USSCFY25.