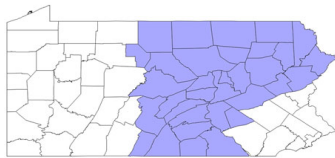


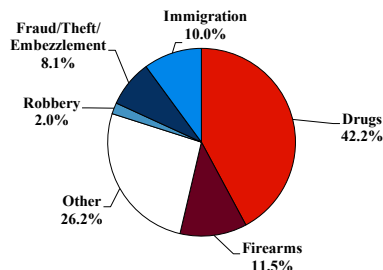
District at a Glance

Middle District of Pennsylvania

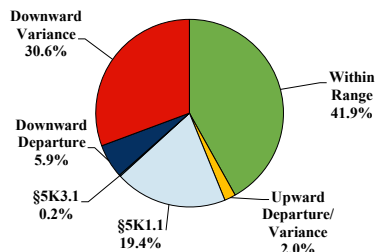
Fiscal Year 2025



Type of Crime



Sentence Imposed Relative to the Guideline Range



SENTENCING INFORMATION BY TYPE OF CRIME

	TOTAL	Immigration	Drug Trafficking	Firearms	Fraud/Theft /Embezzle	Robbery	Child Porn	Money Laundering	All Other
TOTAL	408	41	172	47	33	8	11	14	82
Mean Sentence (months)	77	10	110	45	18	105	96	56	81
Median Sentence (months)	50	2	108	33	12	90	85	53	18

IMPRISONMENT

Total Receiving Imprisonment	385	41	168	44	26	8	11	14	73
Prison Only	383	41	168	44	25	8	11	14	72
Up to 12 Months	79	29	7	12	8	2	0	2	19
13 to 60 Months	122	11	41	19	16	2	1	6	26
61 to 120 Months	97	1	62	10	1	1	8	5	9
Over 120 Months	85	0	58	3	0	3	2	1	18
Prison and Alternatives	2	0	0	0	1	0	0	0	1

PROBATION

Total Receiving Probation	23	0	4	3	7	0	0	0	9
Probation Only	17	0	3	3	5	0	0	0	6
Probation and Alternatives	6	0	1	0	2	0	0	0	3

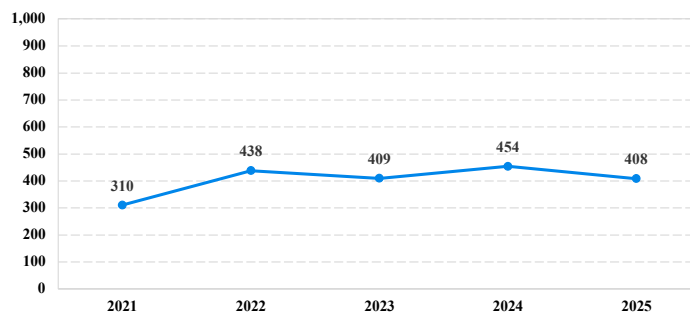
FINE ONLY

Total Receiving Fine Only	0	0	0	0	0	0	0	0	0
----------------------------------	----------	----------	----------	----------	----------	----------	----------	----------	----------

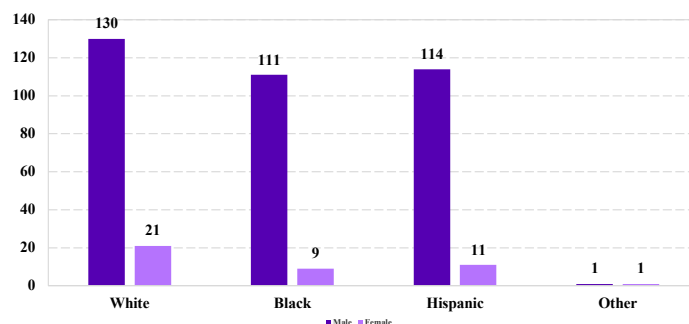
Cases with indeterminable sentence terms are excluded from the calculation of the Mean Sentence or Median Sentence category. Sentences greater than 470 months and probation were included in the sentence average computations as 470 months and zero months, respectively. Cases in the Total Receiving Imprisonment, Total Receiving Probation, and Fine Only categories total 100 percent of all cases. Cases missing information required for a specific analysis were excluded from that analysis. Descriptions of variables used in this analysis are provided in Appendix A.

SOURCE: U.S. Sentencing Commission, 2021 - 2025 Datafiles, USSCFY21 - USSCFY25.

Number of Sentenced Individuals Over Time



Race and Gender



Citizenship, Guilty Pleas, and Trials

