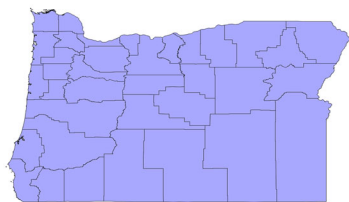


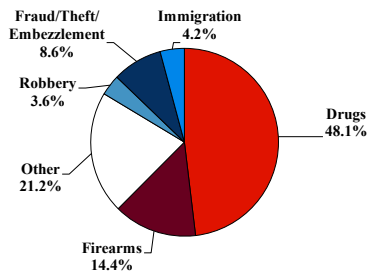
District at a Glance

District of Oregon

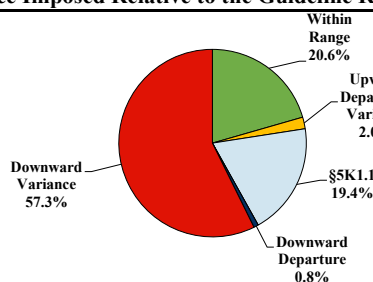
Fiscal Year 2025



Type of Crime



Sentence Imposed Relative to the Guideline Range



SENTENCING INFORMATION BY TYPE OF CRIME

	TOTAL	Immigration	Drug Trafficking	Firearms	Fraud/Theft /Embezzle	Robbery	Child Porn	Money Laundering	All Other
Total	501	21	240	72	43	18	19	12	76
Mean Sentence (months)	51	8	50	35	12	73	77	57	89
Median Sentence (months)	33	2	41	27	8	64	65	47	21

IMPRISONMENT

Total Receiving Imprisonment	459	21	235	65	30	18	15	10	65
Prison Only	438	21	223	62	29	17	13	9	64
Up to 12 Months	71	14	17	11	13	0	1	0	15
13 to 60 Months	239	7	140	36	16	7	4	6	23
61 to 120 Months	85	0	53	15	0	7	5	0	5
Over 120 Months	43	0	13	0	0	3	3	3	21
Prison and Alternatives	21	0	12	3	1	1	2	1	1

PROBATION

Total Receiving Probation	42	0	5	7	13	0	4	2	11
Probation Only	36	0	5	6	10	0	4	2	9
Probation and Alternatives	6	0	0	1	3	0	0	0	2

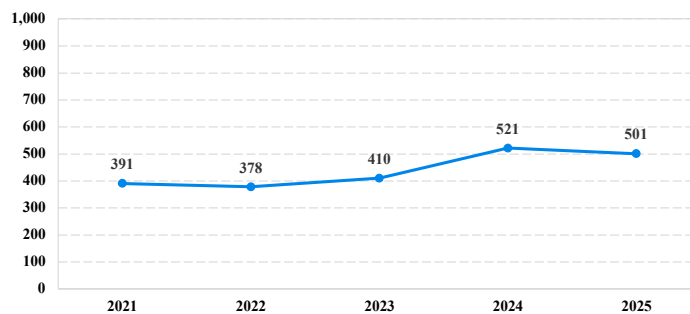
FINE ONLY

Total	0	0	0	0	0	0	0	0	0
--------------	----------	----------	----------	----------	----------	----------	----------	----------	----------

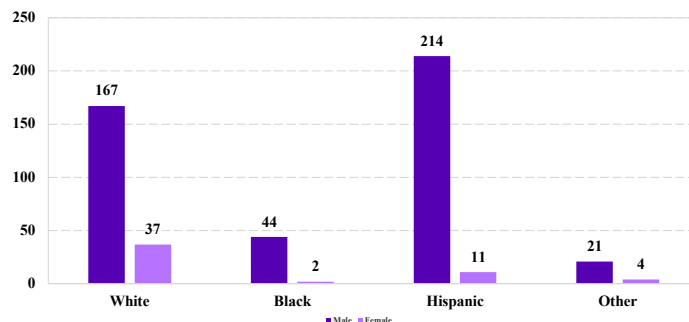
Cases with indeterminable sentence terms are excluded from the calculation of the Mean Sentence or Median Sentence category. Sentences greater than 470 months and probation were included in the sentence average computations as 470 months and zero months, respectively. Cases in the Total Receiving Imprisonment, Total Receiving Probation, and Fine Only categories total 100 percent of all cases. Cases missing information required for a specific analysis were excluded from that analysis. Descriptions of variables used in this analysis are provided in Appendix A.

SOURCE: U.S. Sentencing Commission, 2021 - 2025 Datafiles, USSCFY21 - USSCFY25.

Number of Sentenced Individuals Over Time



Race and Gender



Citizenship, Guilty Pleas, and Trials

