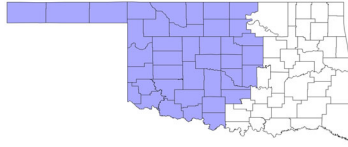


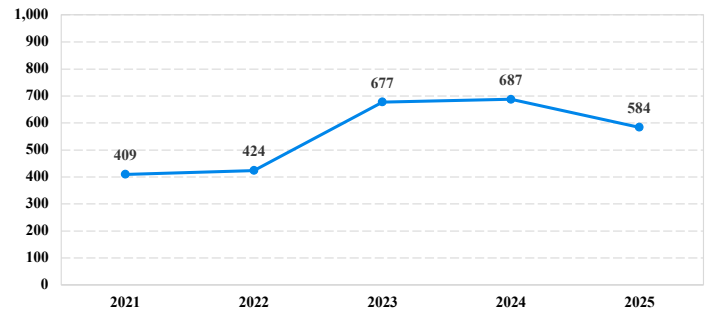
# District at a Glance

## Western District of Oklahoma

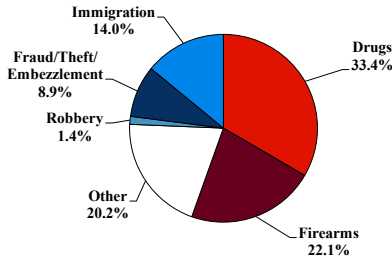
### Fiscal Year 2025



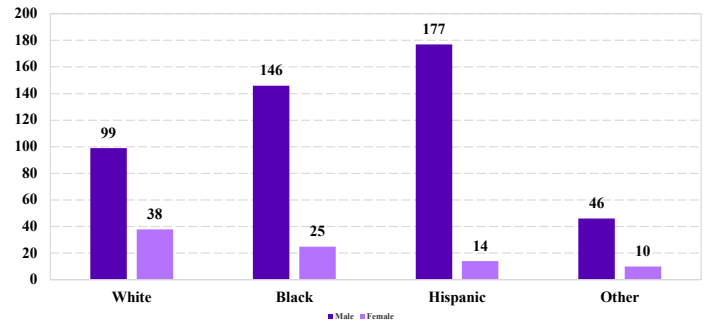
Number of Sentenced Individuals Over Time



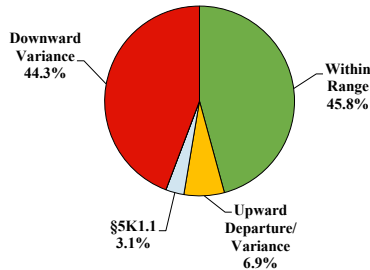
Type of Crime



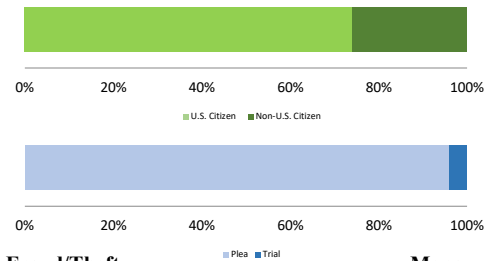
Race and Gender



Sentence Imposed Relative to the Guideline Range



Citizenship, Guilty Pleas, and Trials



SENTENCING INFORMATION BY TYPE OF CRIME

	TOTAL	Immigration	Drug Trafficking	Firearms	Fraud/Theft/Embezzle	Robbery	Child Porn	Money Laundering	All Other
<b>Total</b>	<b>584</b>	<b>82</b>	<b>191</b>	<b>129</b>	<b>52</b>	<b>8</b>	<b>28</b>	<b>8</b>	<b>86</b>
Mean Sentence (months)	66	12	96	63	19	95	103	36	67
Median Sentence (months)	42	10	72	60	12	96	72	29	16

**IMPRISONMENT**

	TOTAL	Immigration	Drug Trafficking	Firearms	Fraud/Theft/Embezzle	Robbery	Child Porn	Money Laundering	All Other
<b>Total Receiving Imprisonment</b>	<b>530</b>	<b>82</b>	<b>185</b>	<b>124</b>	<b>40</b>	<b>8</b>	<b>28</b>	<b>6</b>	<b>57</b>
Prison Only	528	82	185	123	40	8	28	6	56
Up to 12 Months	82	49	6	3	13	0	0	0	11
13 to 60 Months	214	32	62	60	24	2	9	5	20
61 to 120 Months	153	1	71	49	3	4	15	1	9
Over 120 Months	79	0	46	11	0	2	4	0	16
Prison and Alternatives	2	0	0	1	0	0	0	0	1

**PROBATION**

	TOTAL	Immigration	Drug Trafficking	Firearms	Fraud/Theft/Embezzle	Robbery	Child Porn	Money Laundering	All Other
<b>Total Receiving Probation</b>	<b>42</b>	<b>0</b>	<b>5</b>	<b>5</b>	<b>12</b>	<b>0</b>	<b>0</b>	<b>2</b>	<b>18</b>
Probation Only	38	0	4	5	9	0	0	2	18
Probation and Alternatives	4	0	1	0	3	0	0	0	0

**FINE ONLY**

	TOTAL	Immigration	Drug Trafficking	Firearms	Fraud/Theft/Embezzle	Robbery	Child Porn	Money Laundering	All Other
<b>Total</b>	<b>12</b>	<b>0</b>	<b>1</b>	<b>0</b>	<b>0</b>	<b>0</b>	<b>0</b>	<b>0</b>	<b>11</b>

Cases with indeterminable sentence terms are excluded from the calculation of the Mean Sentence or Median Sentence category. Sentences greater than 470 months and probation were included in the sentence average computations as 470 months and zero months, respectively. Cases in the Total Receiving Imprisonment, Total Receiving Probation, and Fine Only categories total 100 percent of all cases. Cases missing information required for a specific analysis were excluded from that analysis. Descriptions of variables used in this analysis are provided in Appendix A.

SOURCE: U.S. Sentencing Commission, 2021 - 2025 Datafiles, USSCFY21 - USSCFY25.