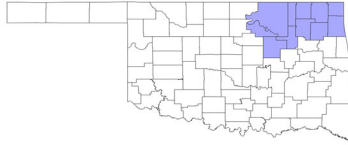


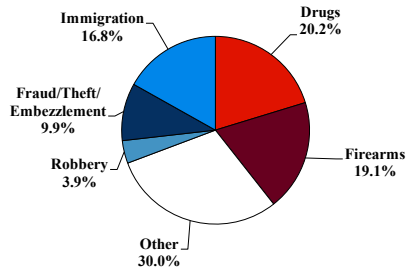
District at a Glance

Northern District of Oklahoma

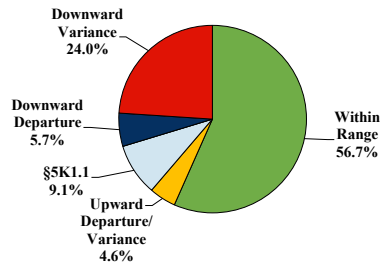
Fiscal Year 2025



Type of Crime



Sentence Imposed Relative to the Guideline Range



SENTENCING INFORMATION BY TYPE OF CRIME

	TOTAL	Immigration	Drug Trafficking	Firearms	Fraud/Theft /Embezzle	Robbery	Child Porn	Money Laundering	All Other
	564	95	114	108	56	22	23	4	142
Mean Sentence (months)	61	12	77	42	12	83	125	28	100
Median Sentence (months)	30	8	60	30	6	70	108	21	51

IMPRISONMENT

Total Receiving Imprisonment	504	94	107	100	30	21	23	4	125
Prison Only	492	93	103	99	29	20	22	4	122
Up to 12 Months	94	58	5	7	10	0	0	0	14
13 to 60 Months	233	34	48	73	16	7	2	4	49
61 to 120 Months	87	1	29	15	3	8	12	0	19
Over 120 Months	78	0	21	4	0	5	8	0	40
Prison and Alternatives	12	1	4	1	1	1	1	0	3

PROBATION

Total Receiving Probation	57	0	7	7	25	1	0	0	17
Probation Only	39	0	2	5	20	1	0	0	11
Probation and Alternatives	18	0	5	2	5	0	0	0	6

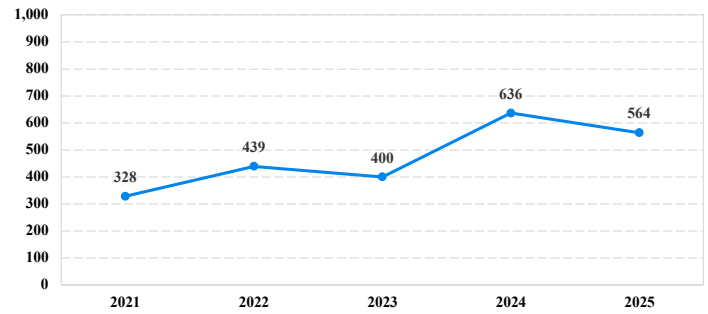
FINE ONLY

Total Receiving Fine Only	3	1	0	1	1	0	0	0	0
----------------------------------	----------	----------	----------	----------	----------	----------	----------	----------	----------

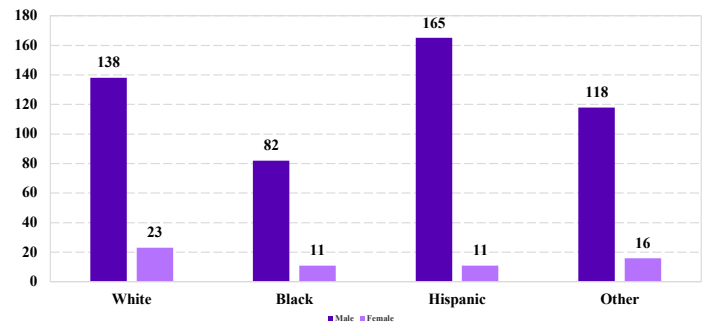
Cases with indeterminable sentence terms are excluded from the calculation of the Mean Sentence or Median Sentence category. Sentences greater than 470 months and probation were included in the sentence average computations as 470 months and zero months, respectively. Cases in the Total Receiving Imprisonment, Total Receiving Probation, and Fine Only categories total 100 percent of all cases. Cases missing information required for a specific analysis were excluded from that analysis. Descriptions of variables used in this analysis are provided in Appendix A.

SOURCE: U.S. Sentencing Commission, 2021 - 2025 Datafiles, USSCFY21 - USSCFY25.

Number of Sentenced Individuals Over Time



Race and Gender



Citizenship, Guilty Pleas, and Trials

