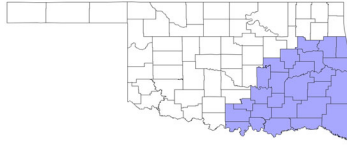


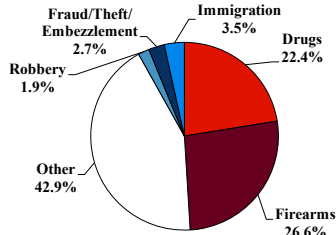
District at a Glance

Eastern District of Oklahoma

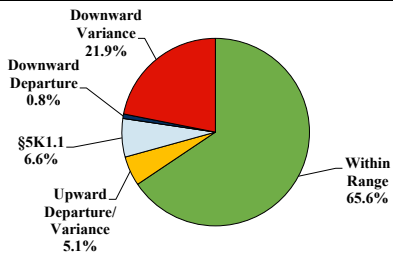
Fiscal Year 2025



Type of Crime



Sentence Imposed Relative to the Guideline Range



SENTENCING INFORMATION BY TYPE OF CRIME

	TOTAL	Immigration	Drug Trafficking	Firearms	Fraud/Theft /Embezzle	Robbery	Child Porn	Money Laundering	All Other
TOTAL	259	9	58	69	7	5	11	1	99
Mean Sentence (months)	103	16	112	38	22	75	112	--	158
Median Sentence (months)	57	8	75	30	27	77	84	--	87

IMPRISONMENT

Total Receiving Imprisonment	247	9	58	60	6	5	11	1	97
Prison Only	247	9	58	60	6	5	11	1	97
Up to 12 Months	21	7	3	4	1	1	0	0	5
13 to 60 Months	105	1	17	42	5	1	3	1	35
61 to 120 Months	54	1	17	13	0	2	5	0	16
Over 120 Months	67	0	21	1	0	1	3	0	41
Prison and Alternatives	0	0	0	0	0	0	0	0	0

PROBATION

Total Receiving Probation	12	0	0	9	1	0	0	0	2
Probation Only	7	0	0	6	0	0	0	0	1
Probation and Alternatives	5	0	0	3	1	0	0	0	1

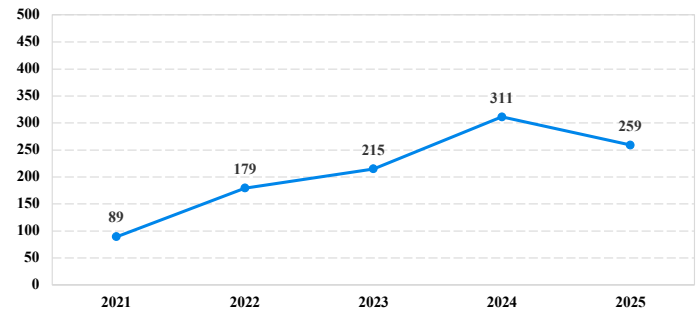
FINE ONLY

FINE ONLY	0	0	0	0	0	0	0	0	0
------------------	----------	----------	----------	----------	----------	----------	----------	----------	----------

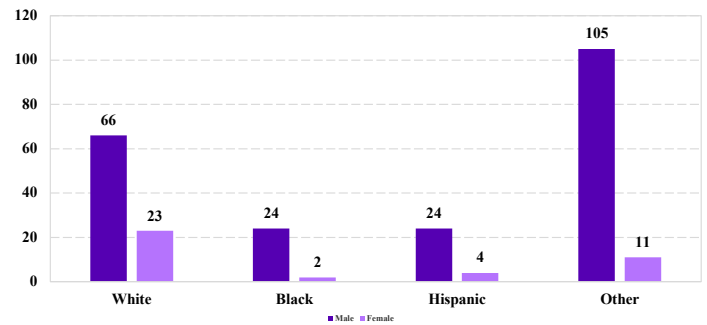
Cases with indeterminable sentence terms are excluded from the calculation of the Mean Sentence or Median Sentence category. Sentences greater than 470 months and probation were included in the sentence average computations as 470 months and zero months, respectively. Cases in the Total Receiving Imprisonment, Total Receiving Probation, and Fine Only categories total 100 percent of all cases. Cases missing information required for a specific analysis were excluded from that analysis. Descriptions of variables used in this analysis are provided in Appendix A.

SOURCE: U.S. Sentencing Commission, 2021 - 2025 Datafiles, USSCFY21 - USSCFY25.

Number of Sentenced Individuals Over Time



Race and Gender



Citizenship, Guilty Pleas, and Trials

