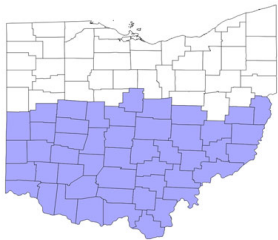


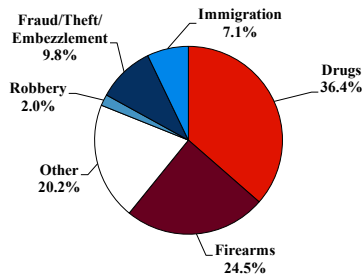
District at a Glance

Southern District of Ohio

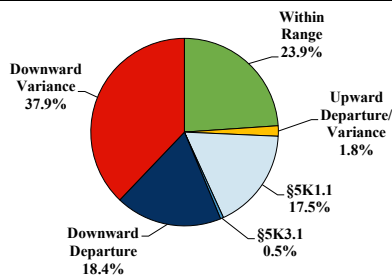
Fiscal Year 2025



Type of Crime



Sentence Imposed Relative to the Guideline Range



SENTENCING INFORMATION BY TYPE OF CRIME

	TOTAL	Immigration	Drug Trafficking	Firearms	Fraud/Theft /Embezzle	Robbery	Child Porn	Money Laundering	All Other
Total	560	40	203	137	55	11	36	14	64
Mean Sentence (months)	64	8	80	25	19	113	136	83	123
Median Sentence (months)	36	6	75	24	12	63	104	46	50

IMPRISONMENT

Total Receiving Imprisonment	509	40	199	114	38	10	36	13	59
Prison Only	496	40	193	112	35	10	36	12	58
Up to 12 Months	105	30	24	25	9	0	1	1	15
13 to 60 Months	196	10	55	78	21	3	7	6	16
61 to 120 Months	118	0	78	9	5	3	14	3	6
Over 120 Months	77	0	36	0	0	4	14	2	21
Prison and Alternatives	13	0	6	2	3	0	0	1	1

PROBATION

Total Receiving Probation	51	0	4	23	17	1	0	1	5
Probation Only	40	0	4	18	11	1	0	1	5
Probation and Alternatives	11	0	0	5	6	0	0	0	0

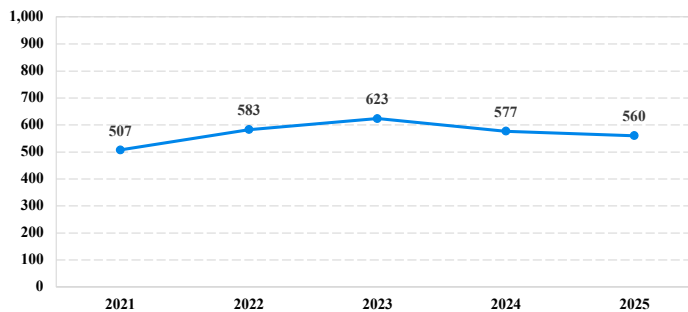
FINE ONLY

Total	0	0	0	0	0	0	0	0	0
--------------	----------	----------	----------	----------	----------	----------	----------	----------	----------

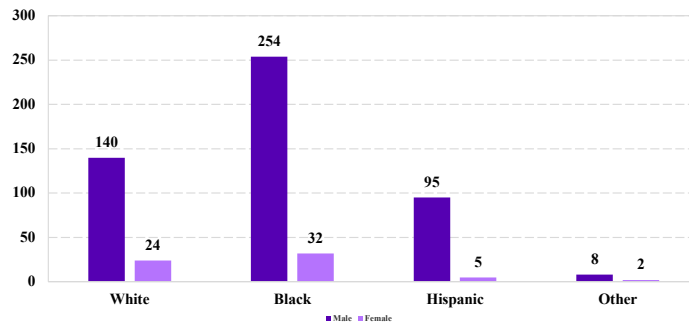
Cases with indeterminable sentence terms are excluded from the calculation of the Mean Sentence or Median Sentence category. Sentences greater than 470 months and probation were included in the sentence average computations as 470 months and zero months, respectively. Cases in the Total Receiving Imprisonment, Total Receiving Probation, and Fine Only categories total 100 percent of all cases. Cases missing information required for a specific analysis were excluded from that analysis. Descriptions of variables used in this analysis are provided in Appendix A.

SOURCE: U.S. Sentencing Commission, 2021 - 2025 Datafiles, USSCFY21 - USSCFY25.

Number of Sentenced Individuals Over Time



Race and Gender



Citizenship, Guilty Pleas, and Trials

