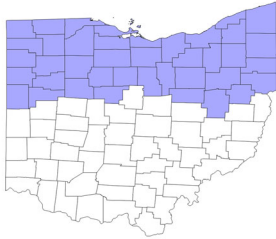


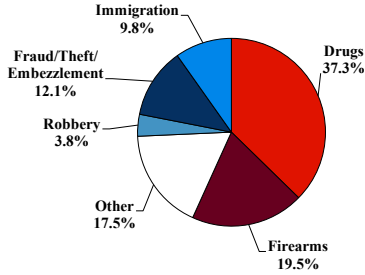
District at a Glance

Northern District of Ohio

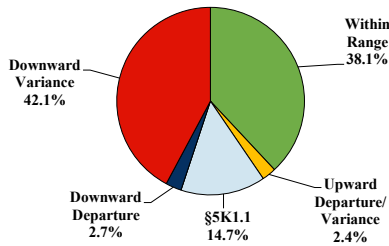
Fiscal Year 2025



Type of Crime



Sentence Imposed Relative to the Guideline Range



SENTENCING INFORMATION BY TYPE OF CRIME

	TOTAL	Immigration	Drug Trafficking	Firearms	Fraud/Theft /Embezzle	Robbery	Child Porn	Money Laundering	All Other
Total	662	65	247	129	80	25	36	24	56
Mean Sentence (months)	69	7	92	47	24	117	130	56	100
Median Sentence (months)	42	4	72	42	12	120	120	41	23

IMPRISONMENT

Total Receiving Imprisonment	597	65	225	117	60	24	36	22	48
Prison Only	574	65	218	110	57	23	36	21	44
Up to 12 Months	86	51	5	6	16	0	1	1	6
13 to 60 Months	239	14	75	72	33	7	4	14	20
61 to 120 Months	137	0	76	26	7	7	14	4	3
Over 120 Months	112	0	62	6	1	9	17	2	15
Prison and Alternatives	23	0	7	7	3	1	0	1	4

PROBATION

Total Receiving Probation	64	0	22	12	20	1	0	2	7
Probation Only	47	0	18	9	13	1	0	2	4
Probation and Alternatives	17	0	4	3	7	0	0	0	3

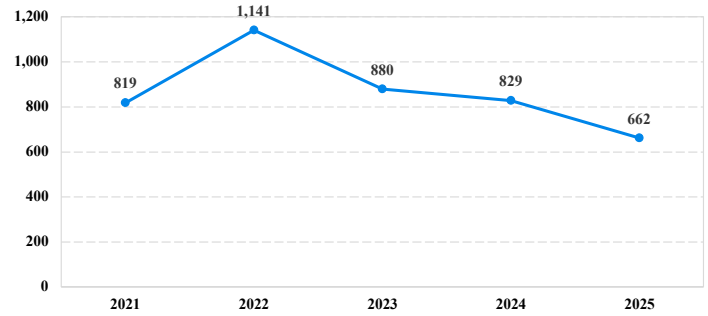
FINE ONLY

Total	1	0	0	0	0	0	0	0	1
--------------	----------	----------	----------	----------	----------	----------	----------	----------	----------

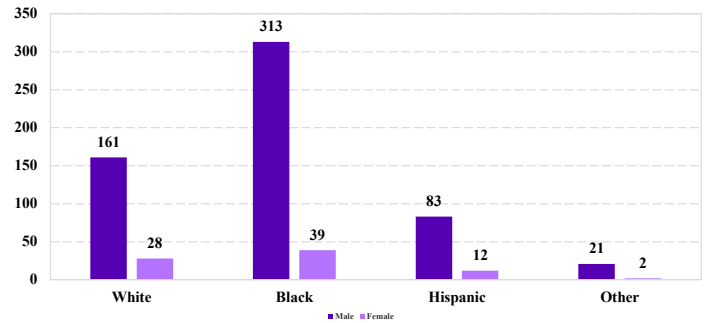
Cases with indeterminable sentence terms are excluded from the calculation of the Mean Sentence or Median Sentence category. Sentences greater than 470 months and probation were included in the sentence average computations as 470 months and zero months, respectively. Cases in the Total Receiving Imprisonment, Total Receiving Probation, and Fine Only categories total 100 percent of all cases. Cases missing information required for a specific analysis were excluded from that analysis. Descriptions of variables used in this analysis are provided in Appendix A.

SOURCE: U.S. Sentencing Commission, 2021 - 2025 Datafiles, USSCFY21 - USSCFY25.

Number of Sentenced Individuals Over Time



Race and Gender



Citizenship, Guilty Pleas, and Trials

