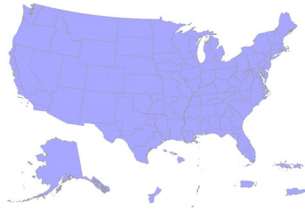


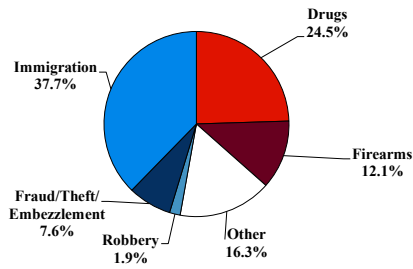
# District at a Glance

## National

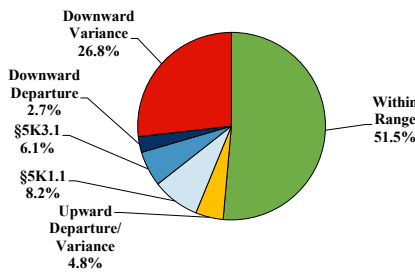
### Fiscal Year 2025



#### Type of Crime



#### Sentence Imposed Relative to the Guideline Range



#### SENTENCING INFORMATION BY TYPE OF CRIME

	TOTAL	Immigration	Drug Trafficking	Firearms	Fraud/Theft /Embezzle	Robbery	Child Porn	Money Laundering	All Other
<b>Total</b>	<b>66,662</b>	<b>25,119</b>	<b>16,222</b>	<b>8,041</b>	<b>5,080</b>	<b>1,249</b>	<b>1,432</b>	<b>1,368</b>	<b>8,151</b>
Mean Sentence (months)	47	10	87	51	22	107	119	61	74
Median Sentence (months)	18	5	70	41	12	90	97	30	14

#### IMPRISONMENT

	TOTAL	Immigration	Drug Trafficking	Firearms	Fraud/Theft /Embezzle	Robbery	Child Porn	Money Laundering	All Other
<b>Total Receiving Imprisonment</b>	<b>61,557</b>	<b>24,006</b>	<b>15,665</b>	<b>7,552</b>	<b>3,813</b>	<b>1,235</b>	<b>1,421</b>	<b>1,208</b>	<b>6,657</b>
Prison Only	60,135	23,702	15,215	7,378	3,633	1,206	1,399	1,168	6,434
Up to 12 Months	22,163	17,037	977	565	1,128	35	27	195	2,199
13 to 60 Months	21,803	6,440	5,585	4,536	2,065	311	315	575	1,976
61 to 120 Months	9,207	206	4,925	1,831	356	477	587	202	623
Over 120 Months	6,962	19	3,728	446	84	383	470	196	1,636
Prison and Alternatives	1,422	304	450	174	180	29	22	40	223

#### PROBATION

	TOTAL	Immigration	Drug Trafficking	Firearms	Fraud/Theft /Embezzle	Robbery	Child Porn	Money Laundering	All Other
<b>Total Receiving Probation</b>	<b>4,829</b>	<b>1,110</b>	<b>556</b>	<b>485</b>	<b>1,252</b>	<b>14</b>	<b>11</b>	<b>160</b>	<b>1,241</b>
Probation Only	4,141	1,024	462	399	1,027	11	10	133	1,075
Probation and Alternatives	688	86	94	86	225	3	1	27	166

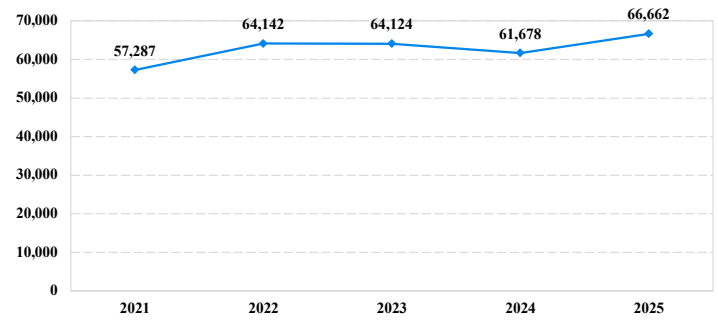
#### FINE ONLY

	TOTAL	Immigration	Drug Trafficking	Firearms	Fraud/Theft /Embezzle	Robbery	Child Porn	Money Laundering	All Other
<b>Total</b>	<b>276</b>	<b>3</b>	<b>1</b>	<b>4</b>	<b>15</b>	<b>0</b>	<b>0</b>	<b>0</b>	<b>253</b>

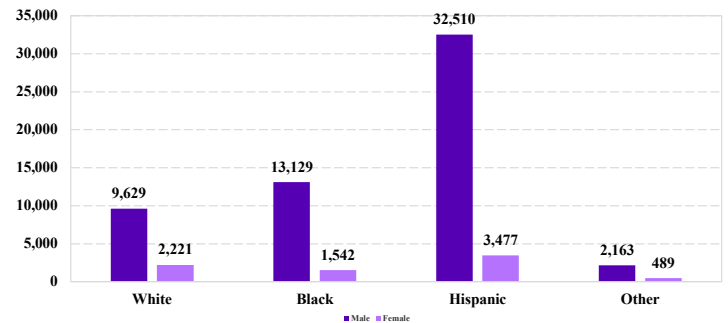
Cases with indeterminable sentence terms are excluded from the calculation of the Mean Sentence or Median Sentence category. Sentences greater than 470 months and probation were included in the sentence average computations as 470 months and zero months, respectively. Cases in the Total Receiving Imprisonment, Total Receiving Probation, and Fine Only categories total 100 percent of all cases. Cases missing information required for a specific analysis were excluded from that analysis. Descriptions of variables used in this analysis are provided in Appendix A.

SOURCE: U.S. Sentencing Commission, 2021 - 2025 Datafiles, USSCFY21 - USSCFY25.

#### Number of Sentenced Individuals Over Time



#### Race and Gender



#### Citizenship, Guilty Pleas, and Trials

