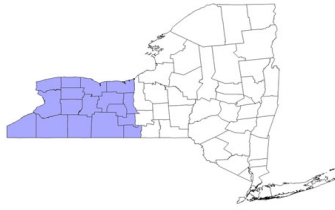


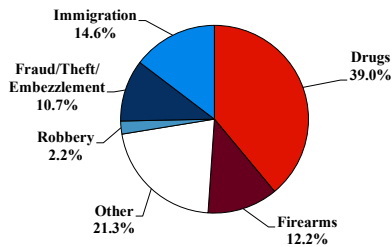
District at a Glance

Western District of New York

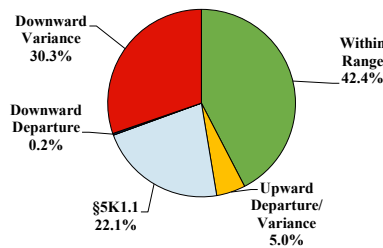
Fiscal Year 2025



Type of Crime



Sentence Imposed Relative to the Guideline Range



SENTENCING INFORMATION BY TYPE OF CRIME

	TOTAL	Immigration	Drug Trafficking	Firearms	Fraud/Theft /Embezzle	Robbery	Child Porn	Money Laundering	All Other
Total	403	59	156	49	43	9	26	2	59
Mean Sentence (months)	55	3	64	45	12	65	98	--	100
Median Sentence (months)	36	2	59	46	6	72	104	--	37

IMPRISONMENT

Total Receiving Imprisonment	371	58	152	47	30	8	26	2	48
Prison Only	367	58	149	47	29	8	26	2	48
Up to 12 Months	106	56	20	6	13	1	0	0	10
13 to 60 Months	129	2	60	27	15	1	9	1	14
61 to 120 Months	86	0	45	13	1	5	13	1	8
Over 120 Months	46	0	24	1	0	1	4	0	16
Prison and Alternatives	4	0	3	0	1	0	0	0	0

PROBATION

Total Receiving Probation	32	1	4	2	13	1	0	0	11
Probation Only	23	0	2	1	10	0	0	0	10
Probation and Alternatives	9	1	2	1	3	1	0	0	1

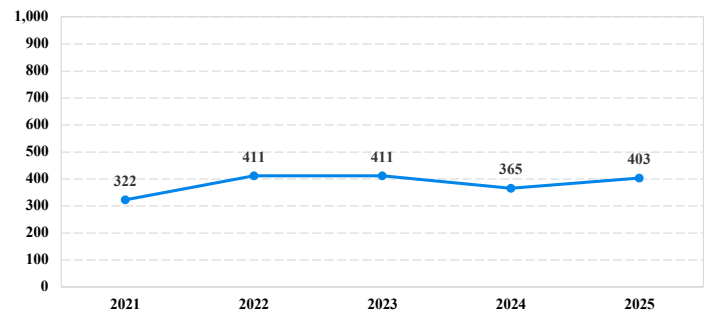
FINE ONLY

Total	0	0	0	0	0	0	0	0	0
--------------	----------	----------	----------	----------	----------	----------	----------	----------	----------

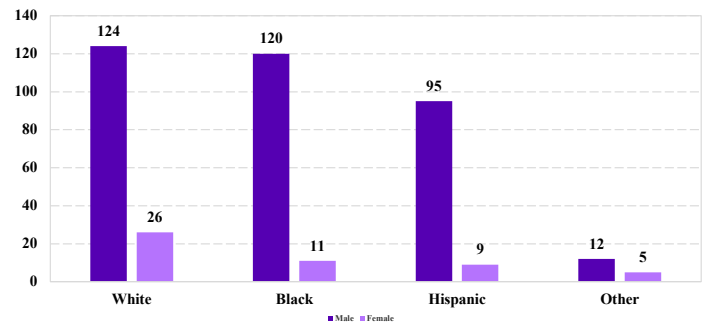
Cases with indeterminable sentence terms are excluded from the calculation of the Mean Sentence or Median Sentence category. Sentences greater than 470 months and probation were included in the sentence average computations as 470 months and zero months, respectively. Cases in the Total Receiving Imprisonment, Total Receiving Probation, and Fine Only categories total 100 percent of all cases. Cases missing information required for a specific analysis were excluded from that analysis. Descriptions of variables used in this analysis are provided in Appendix A.

SOURCE: U.S. Sentencing Commission, 2021 - 2025 Datafiles, USSCFY21 - USSCFY25.

Number of Sentenced Individuals Over Time



Race and Gender



Citizenship, Guilty Pleas, and Trials

