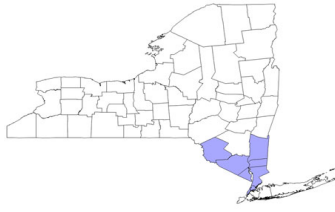


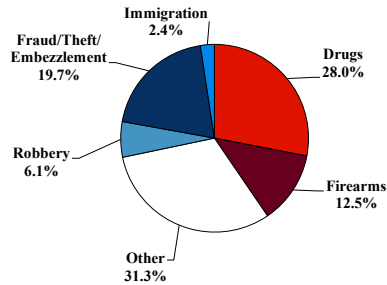
District at a Glance

Southern District of New York

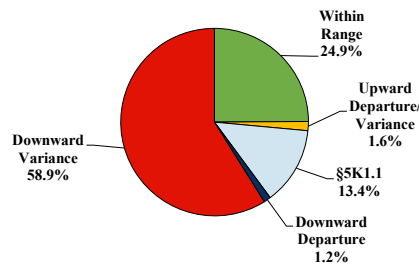
Fiscal Year 2025



Type of Crime



Sentence Imposed Relative to the Guideline Range



SENTENCING INFORMATION BY TYPE OF CRIME

	TOTAL	Immigration	Drug Trafficking	Firearms	Fraud/Theft /Embezzle	Robbery	Child Porn	Money Laundering	All Other
Total	899	22	248	112	177	55	6	61	218
Mean Sentence (months)	61	17	90	45	31	70	93	36	70
Median Sentence (months)	36	8	60	41	18	49	50	12	24

IMPRISONMENT

Total Receiving Imprisonment	843	20	244	107	155	55	6	55	201
Prison Only	806	20	240	104	145	53	6	52	186
Up to 12 Months	182	12	34	12	43	7	2	23	49
13 to 60 Months	343	5	83	65	75	26	2	18	69
61 to 120 Months	150	3	61	25	20	11	1	5	24
Over 120 Months	131	0	62	2	7	9	1	6	44
Prison and Alternatives	37	0	4	3	10	2	0	3	15

PROBATION

Total Receiving Probation	54	2	4	5	21	0	0	6	16
Probation Only	36	1	1	4	13	0	0	6	11
Probation and Alternatives	18	1	3	1	8	0	0	0	5

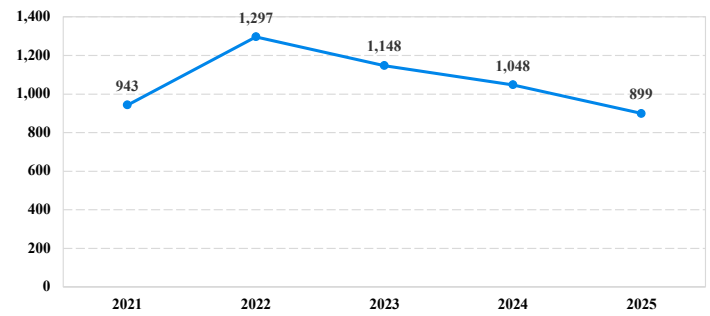
FINE ONLY

Total	2	0	0	0	1	0	0	0	1
--------------	----------	----------	----------	----------	----------	----------	----------	----------	----------

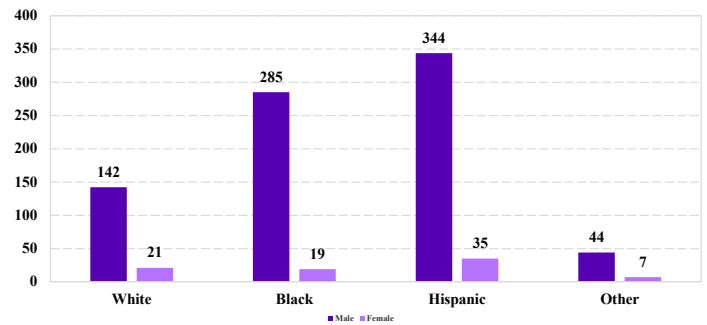
Cases with indeterminable sentence terms are excluded from the calculation of the Mean Sentence or Median Sentence category. Sentences greater than 470 months and probation were included in the sentence average computations as 470 months and zero months, respectively. Cases in the Total Receiving Imprisonment, Total Receiving Probation, and Fine Only categories total 100 percent of all cases. Cases missing information required for a specific analysis were excluded from that analysis. Descriptions of variables used in this analysis are provided in Appendix A.

SOURCE: U.S. Sentencing Commission, 2021 - 2025 Datafiles, USSCFY21 - USSCFY25.

Number of Sentenced Individuals Over Time



Race and Gender



Citizenship, Guilty Pleas, and Trials

