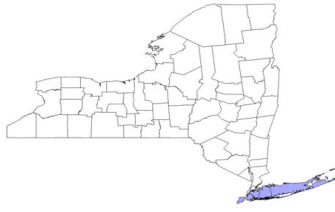


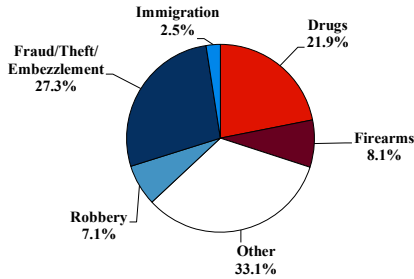
# District at a Glance

## Eastern District of New York

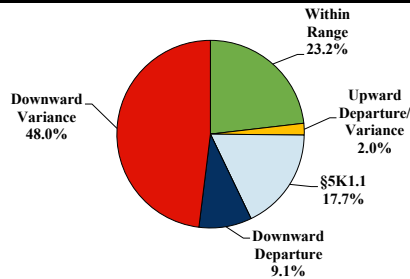
### Fiscal Year 2025



#### Type of Crime



#### Sentence Imposed Relative to the Guideline Range



#### SENTENCING INFORMATION BY TYPE OF CRIME

	TOTAL	Immigration	Drug Trafficking	Firearms	Fraud/Theft /Embezzle	Robbery	Child Porn	Money Laundering	All Other
<b>TOTAL</b>	<b>604</b>	<b>15</b>	<b>131</b>	<b>49</b>	<b>165</b>	<b>43</b>	<b>14</b>	<b>31</b>	<b>156</b>
Mean Sentence (months)	61	8	69	45	17	72	66	25	115
Median Sentence (months)	24	3	60	38	3	68	63	13	37

#### IMPRISONMENT

<b>Total Receiving Imprisonment</b>	<b>509</b>	<b>13</b>	<b>121</b>	<b>44</b>	<b>121</b>	<b>42</b>	<b>14</b>	<b>26</b>	<b>128</b>
Prison Only	495	13	120	42	114	42	14	24	126
Up to 12 Months	128	10	27	2	51	0	2	6	30
13 to 60 Months	187	3	38	27	52	17	5	15	30
61 to 120 Months	95	0	33	12	8	22	6	2	12
Over 120 Months	85	0	22	1	3	3	1	1	54
Prison and Alternatives	14	0	1	2	7	0	0	2	2

#### PROBATION

<b>Total Receiving Probation</b>	<b>95</b>	<b>2</b>	<b>10</b>	<b>5</b>	<b>44</b>	<b>1</b>	<b>0</b>	<b>5</b>	<b>28</b>
Probation Only	84	2	9	4	39	1	0	3	26
Probation and Alternatives	11	0	1	1	5	0	0	2	2

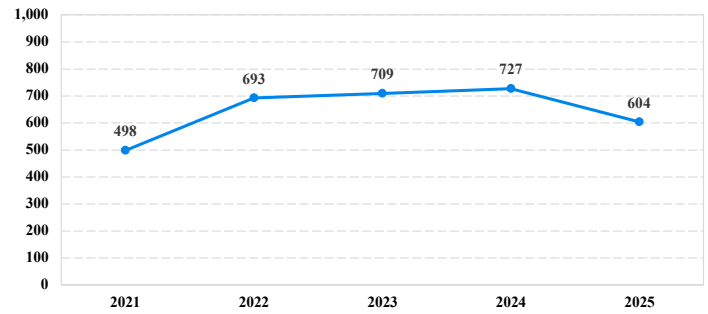
#### FINE ONLY

<b>FINE ONLY</b>	<b>0</b>	<b>0</b>	<b>0</b>	<b>0</b>	<b>0</b>	<b>0</b>	<b>0</b>	<b>0</b>	<b>0</b>
------------------	----------	----------	----------	----------	----------	----------	----------	----------	----------

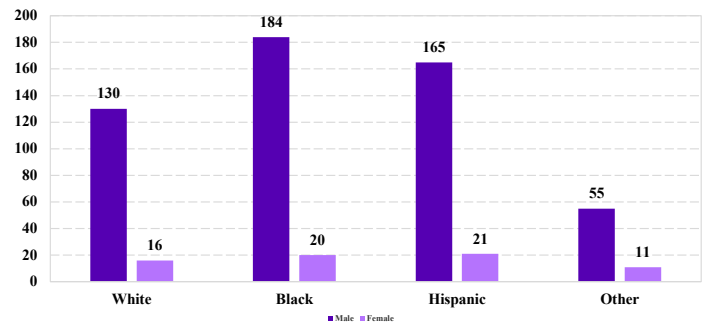
Cases with indeterminable sentence terms are excluded from the calculation of the Mean Sentence or Median Sentence category. Sentences greater than 470 months and probation were included in the sentence average computations as 470 months and zero months, respectively. Cases in the Total Receiving Imprisonment, Total Receiving Probation, and Fine Only categories total 100 percent of all cases. Cases missing information required for a specific analysis were excluded from that analysis. Descriptions of variables used in this analysis are provided in Appendix A.

SOURCE: U.S. Sentencing Commission, 2021 - 2025 Datafiles, USSCFY21 - USSCFY25.

#### Number of Sentenced Individuals Over Time



#### Race and Gender



#### Citizenship, Guilty Pleas, and Trials

