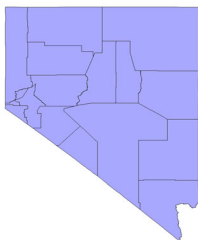


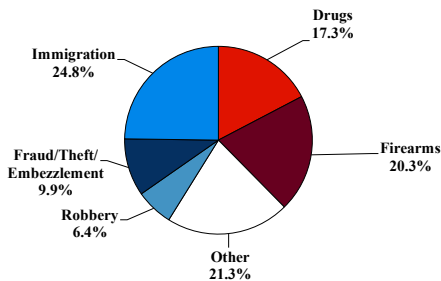
District at a Glance

District of Nevada

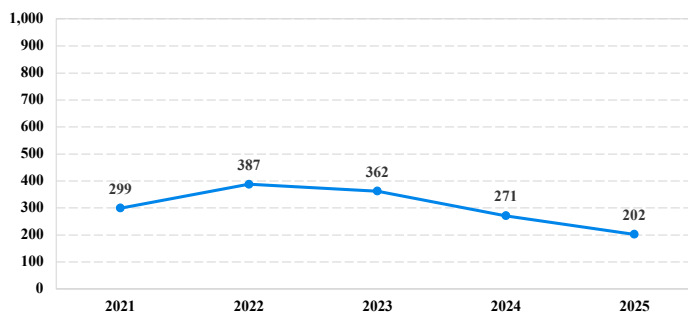
Fiscal Year 2025



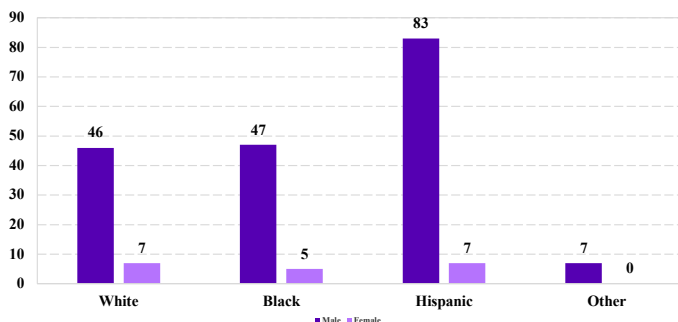
Type of Crime



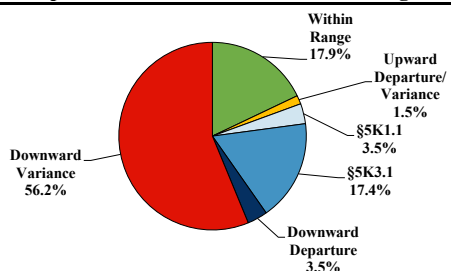
Number of Sentenced Individuals Over Time



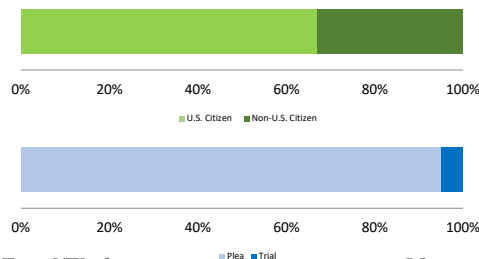
Race and Gender



Sentence Imposed Relative to the Guideline Range



Citizenship, Guilty Pleas, and Trials



SENTENCING INFORMATION BY TYPE OF CRIME

	TOTAL	Immigration	Drug Trafficking	Firearms	Fraud/Theft /Embezzle	Robbery	Child Porn	Money Laundering	All Other
	202	50	35	41	20	13	3	6	34
Mean Sentence (months)	44	13	72	28	14	130	76	59	61
Median Sentence (months)	18	9	70	18	0	84	60	42	17

IMPRISONMENT

	TOTAL	Immigration	Drug Trafficking	Firearms	Fraud/Theft /Embezzle	Robbery	Child Porn	Money Laundering	All Other
Total Receiving Imprisonment	169	49	32	28	10	13	3	6	28
Prison Only	161	49	32	26	10	9	3	6	26
Up to 12 Months	43	28	0	3	2	1	0	1	8
13 to 60 Months	78	20	14	19	8	2	2	4	9
61 to 120 Months	28	1	15	3	0	4	1	0	4
Over 120 Months	12	0	3	1	0	2	0	1	5
Prison and Alternatives	8	0	0	2	0	4	0	0	2

PROBATION

	TOTAL	Immigration	Drug Trafficking	Firearms	Fraud/Theft /Embezzle	Robbery	Child Porn	Money Laundering	All Other
Total Receiving Probation	33	1	3	13	10	0	0	0	6
Probation Only	27	1	2	11	10	0	0	0	3
Probation and Alternatives	6	0	1	2	0	0	0	0	3

FINE ONLY

	0	0	0	0	0	0	0	0	0
--	---	---	---	---	---	---	---	---	---

Cases with indeterminable sentence terms are excluded from the calculation of the Mean Sentence or Median Sentence category. Sentences greater than 470 months and probation were included in the sentence average computations as 470 months and zero months, respectively. Cases in the Total Receiving Imprisonment, Total Receiving Probation, and Fine Only categories total 100 percent of all cases. Cases missing information required for a specific analysis were excluded from that analysis. Descriptions of variables used in this analysis are provided in Appendix A.

SOURCE: U.S. Sentencing Commission, 2021 - 2025 Datafiles, USSCFY21 - USSCFY25.