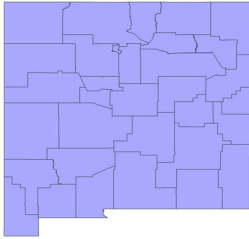


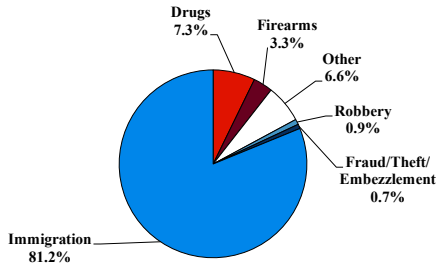
District at a Glance

District of New Mexico

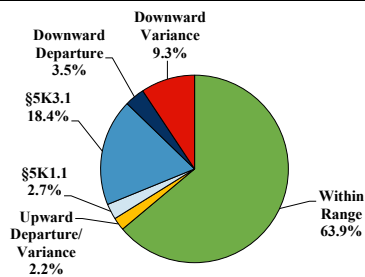
Fiscal Year 2025



Type of Crime



Sentence Imposed Relative to the Guideline Range



SENTENCING INFORMATION BY TYPE OF CRIME

	TOTAL	Immigration	Drug Trafficking	Firearms	Fraud/Theft /Embezzle	Robbery	Child Porn	Money Laundering	All Other
	2,699	2,191	196	89	20	24	6	7	166
Mean Sentence (months)	19	6	81	53	12	129	81	60	83
Median Sentence (months)	4	3	65	41	5	120	85	8	37

IMPRISONMENT

Total Receiving Imprisonment	2,670	2,190	194	84	15	21	5	7	154
Prison Only	2,569	2,175	156	70	14	16	4	7	127
Up to 12 Months	1,946	1,892	15	6	8	0	0	5	20
13 to 60 Months	461	278	70	41	5	2	1	1	63
61 to 120 Months	101	5	47	18	1	7	2	0	21
Over 120 Months	61	0	24	5	0	7	1	1	23
Prison and Alternatives	101	15	38	14	1	5	1	0	27

PROBATION

Total Receiving Probation	29	1	2	5	5	3	1	0	12
Probation Only	27	1	1	5	5	3	1	0	11
Probation and Alternatives	2	0	1	0	0	0	0	0	1

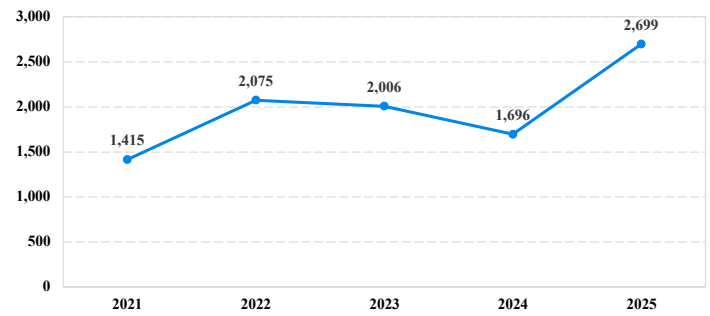
FINE ONLY

	0	0	0	0	0	0	0	0	0
--	----------	----------	----------	----------	----------	----------	----------	----------	----------

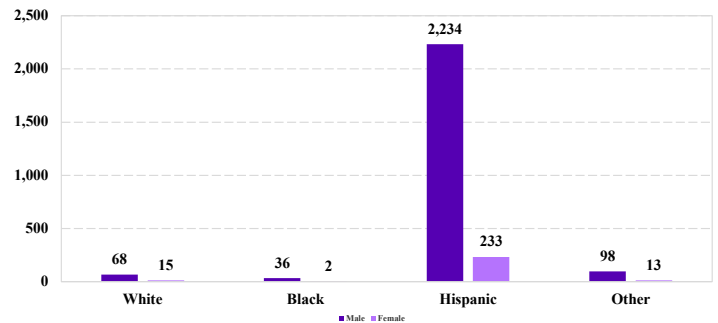
Cases with indeterminable sentence terms are excluded from the calculation of the Mean Sentence or Median Sentence category. Sentences greater than 470 months and probation were included in the sentence average computations as 470 months and zero months, respectively. Cases in the Total Receiving Imprisonment, Total Receiving Probation, and Fine Only categories total 100 percent of all cases. Cases missing information required for a specific analysis were excluded from that analysis. Descriptions of variables used in this analysis are provided in Appendix A.

SOURCE: U.S. Sentencing Commission, 2021 - 2025 Datafiles, USSCFY21 - USSCFY25.

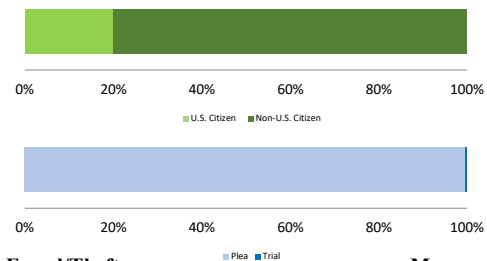
Number of Sentenced Individuals Over Time



Race and Gender



Citizenship, Guilty Pleas, and Trials



Legend: U.S. Citizen (light green), Non-U.S. Citizen (dark green), Plea (light blue), Trial (dark blue)