

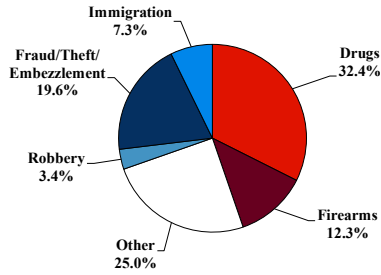
District at a Glance

District of New Jersey

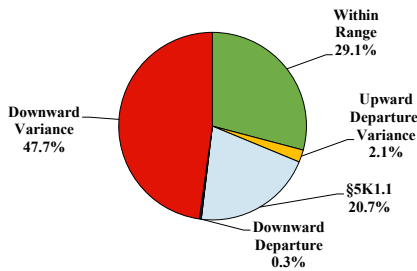
Fiscal Year 2025



Type of Crime



Sentence Imposed Relative to the Guideline Range



SENTENCING INFORMATION BY TYPE OF CRIME

	TOTAL	Immigration	Drug Trafficking	Firearms	Fraud/Theft /Embezzle	Robbery	Child Porn	Money Laundering	All Other
	673	49	216	83	132	23	21	29	120
Mean Sentence (months)	47	13	49	49	23	133	94	25	63
Median Sentence (months)	27	12	44	46	12	111	86	20	12

IMPRISONMENT

Total Receiving Imprisonment	567	45	196	74	97	23	21	25	86
Prison Only	542	45	191	72	90	20	21	24	79
Up to 12 Months	97	22	28	3	20	0	1	4	19
13 to 60 Months	269	22	93	41	58	3	5	19	28
61 to 120 Months	126	1	57	26	10	8	11	0	13
Over 120 Months	50	0	13	2	2	9	4	1	19
Prison and Alternatives	25	0	5	2	7	3	0	1	7

PROBATION

Total Receiving Probation	105	4	20	9	34	0	0	4	34
Probation Only	74	2	15	5	26	0	0	3	23
Probation and Alternatives	31	2	5	4	8	0	0	1	11

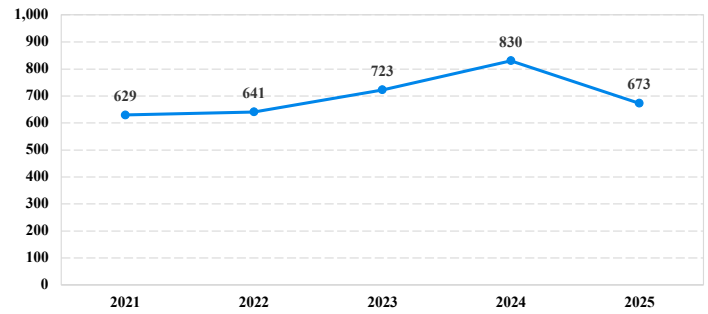
FINE ONLY

FINE ONLY	1	0	0	0	1	0	0	0	0
------------------	----------	----------	----------	----------	----------	----------	----------	----------	----------

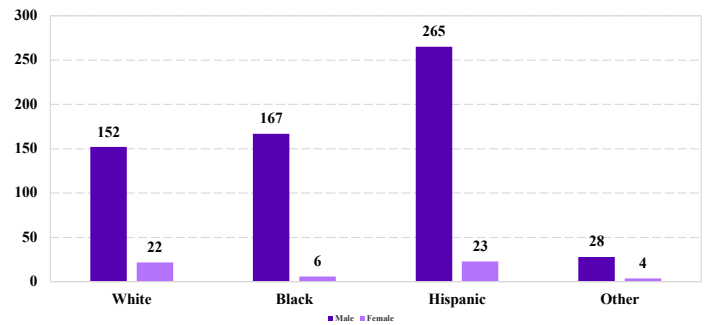
Cases with indeterminable sentence terms are excluded from the calculation of the Mean Sentence or Median Sentence category. Sentences greater than 470 months and probation were included in the sentence average computations as 470 months and zero months, respectively. Cases in the Total Receiving Imprisonment, Total Receiving Probation, and Fine Only categories total 100 percent of all cases. Cases missing information required for a specific analysis were excluded from that analysis. Descriptions of variables used in this analysis are provided in Appendix A.

SOURCE: U.S. Sentencing Commission, 2021 - 2025 Datafiles, USSCFY21 - USSCFY25.

Number of Sentenced Individuals Over Time



Race and Gender



Citizenship, Guilty Pleas, and Trials

