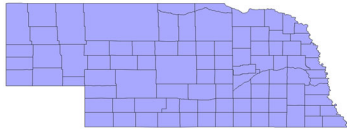


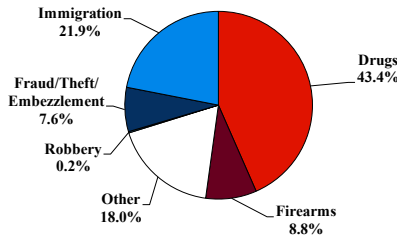
District at a Glance

District of Nebraska

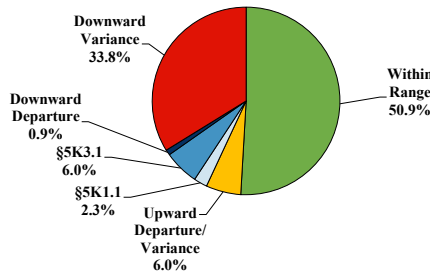
Fiscal Year 2025



Type of Crime



Sentence Imposed Relative to the Guideline Range



SENTENCING INFORMATION BY TYPE OF CRIME

	TOTAL	Immigration	Drug Trafficking	Firearms	Fraud/Theft /Embezzle	Robbery	Child Porn	Money Laundering	All Other
	433	95	188	38	33	1	24	6	48
Mean Sentence (months)	85	8	135	55	28	--	139	27	79
Median Sentence (months)	56	6	120	46	18	--	112	27	24

IMPRISONMENT

Total Receiving Imprisonment	415	93	186	37	29	1	24	4	41
Prison Only	413	93	185	36	29	1	24	4	41
Up to 12 Months	97	77	0	2	10	0	0	0	8
13 to 60 Months	119	16	40	24	16	0	2	3	18
61 to 120 Months	86	0	57	8	2	0	11	1	7
Over 120 Months	111	0	88	2	1	1	11	0	8
Prison and Alternatives	2	0	1	1	0	0	0	0	0

PROBATION

Total Receiving Probation	18	2	2	1	4	0	0	2	7
Probation Only	17	2	1	1	4	0	0	2	7
Probation and Alternatives	1	0	1	0	0	0	0	0	0

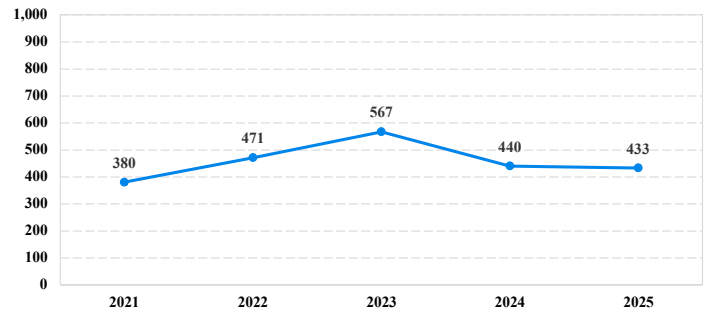
FINE ONLY

FINE ONLY	0	0	0	0	0	0	0	0	0
------------------	----------	----------	----------	----------	----------	----------	----------	----------	----------

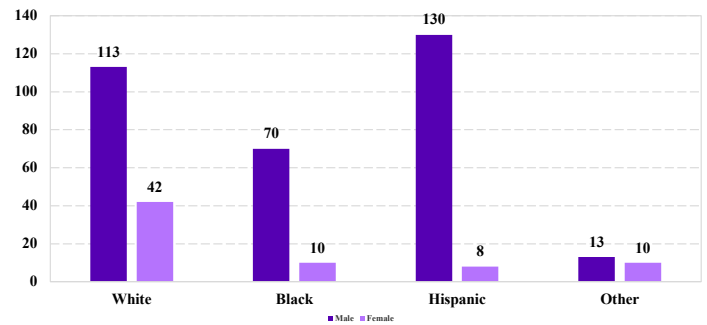
Cases with indeterminable sentence terms are excluded from the calculation of the Mean Sentence or Median Sentence category. Sentences greater than 470 months and probation were included in the sentence average computations as 470 months and zero months, respectively. Cases in the Total Receiving Imprisonment, Total Receiving Probation, and Fine Only categories total 100 percent of all cases. Cases missing information required for a specific analysis were excluded from that analysis. Descriptions of variables used in this analysis are provided in Appendix A.

SOURCE: U.S. Sentencing Commission, 2021 - 2025 Datafiles, USSCFY21 - USSCFY25.

Number of Sentenced Individuals Over Time



Race and Gender



Citizenship, Guilty Pleas, and Trials

