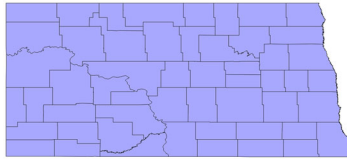


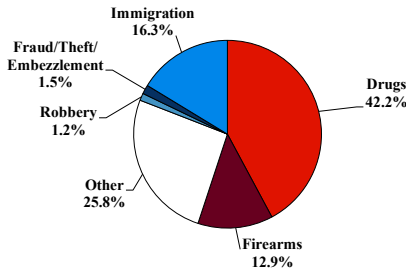
District at a Glance

District of North Dakota

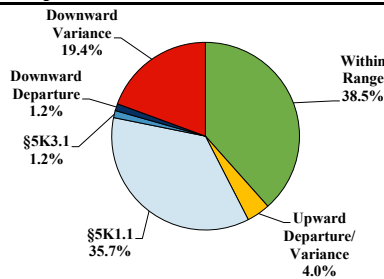
Fiscal Year 2025



Type of Crime



Sentence Imposed Relative to the Guideline Range



SENTENCING INFORMATION BY TYPE OF CRIME

	TOTAL	Immigration	Drug Trafficking	Firearms	Fraud/Theft /Embezzle	Robbery	Child Porn	Money Laundering	All Other
Total	325	53	136	42	5	4	7	8	70
Mean Sentence (months)	60	3	63	40	70	74	216	179	77
Median Sentence (months)	28	2	44	40	21	77	175	148	30

IMPRISONMENT

Total Receiving Imprisonment	321	52	136	41	5	4	7	8	68
Prison Only	311	52	130	40	5	4	7	8	65
Up to 12 Months	112	48	37	9	2	0	0	0	16
13 to 60 Months	101	4	39	23	2	1	1	2	29
61 to 120 Months	54	0	34	7	0	3	2	1	7
Over 120 Months	44	0	20	1	1	0	4	5	13
Prison and Alternatives	10	0	6	1	0	0	0	0	3

PROBATION

Total Receiving Probation	4	1	0	1	0	0	0	0	2
Probation Only	3	1	0	1	0	0	0	0	1
Probation and Alternatives	1	0	0	0	0	0	0	0	1

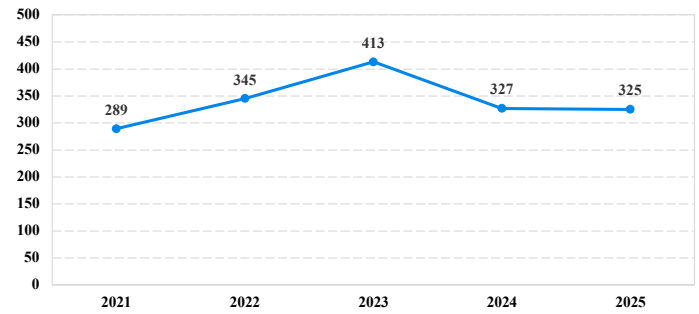
FINE ONLY

Total	0	0	0	0	0	0	0	0	0
--------------	----------	----------	----------	----------	----------	----------	----------	----------	----------

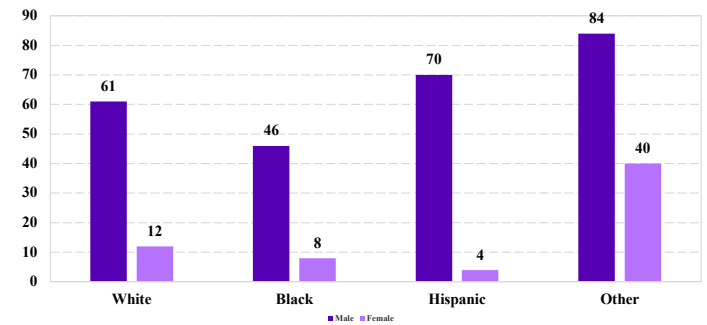
Cases with indeterminable sentence terms are excluded from the calculation of the Mean Sentence or Median Sentence category. Sentences greater than 470 months and probation were included in the sentence average computations as 470 months and zero months, respectively. Cases in the Total Receiving Imprisonment, Total Receiving Probation, and Fine Only categories total 100 percent of all cases. Cases missing information required for a specific analysis were excluded from that analysis. Descriptions of variables used in this analysis are provided in Appendix A.

SOURCE: U.S. Sentencing Commission, 2021 - 2025 Datafiles, USSCFY21 - USSCFY25.

Number of Sentenced Individuals Over Time



Race and Gender



Citizenship, Guilty Pleas, and Trials

