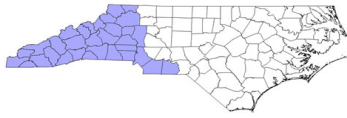


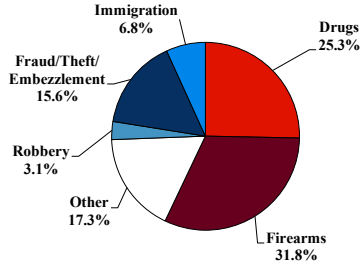
District at a Glance

Western District of North Carolina

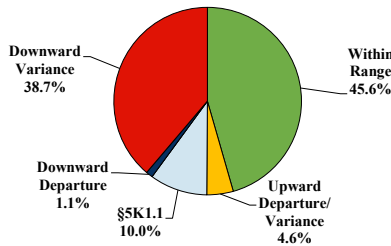
Fiscal Year 2025



Type of Crime



Sentence Imposed Relative to the Guideline Range



SENTENCING INFORMATION BY TYPE OF CRIME

	TOTAL	Immigration	Drug Trafficking	Firearms	Fraud/Theft /Embezzle	Robbery	Child Porn	Money Laundering	All Other
Total	352	24	88	112	55	11	17	6	39
Mean Sentence (months)	80	7	120	53	35	145	124	75	143
Median Sentence (months)	59	4	120	48	27	139	120	26	84

IMPRISONMENT

Total Receiving Imprisonment	337	24	88	110	46	11	17	6	35
Prison Only	332	24	87	109	46	11	16	5	34
Up to 12 Months	34	21	3	4	2	0	0	0	4
13 to 60 Months	141	3	17	69	36	0	2	3	11
61 to 120 Months	88	0	32	32	7	3	9	0	5
Over 120 Months	69	0	35	4	1	8	5	2	14
Prison and Alternatives	5	0	1	1	0	0	1	1	1

PROBATION

Total Receiving Probation	15	0	0	2	9	0	0	0	4
Probation Only	12	0	0	2	6	0	0	0	4
Probation and Alternatives	3	0	0	0	3	0	0	0	0

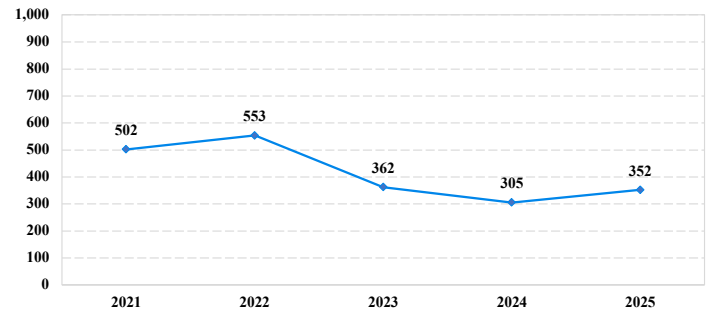
FINE ONLY

Total	0	0	0	0	0	0	0	0	0
--------------	----------	----------	----------	----------	----------	----------	----------	----------	----------

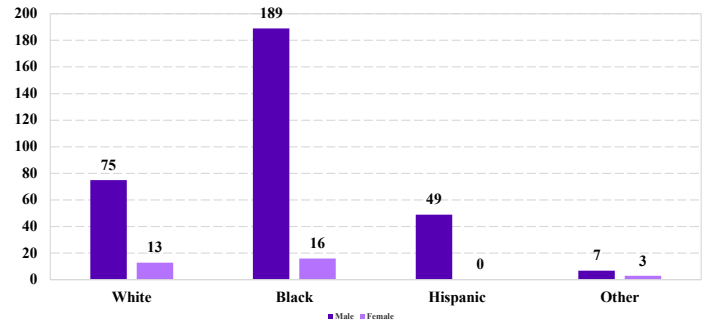
Cases with indeterminable sentence terms are excluded from the calculation of the Mean Sentence or Median Sentence category. Sentences greater than 470 months and probation were included in the sentence average computations as 470 months and zero months, respectively. Cases in the Total Receiving Imprisonment, Total Receiving Probation, and Fine Only categories total 100 percent of all cases. Cases missing information required for a specific analysis were excluded from that analysis. Descriptions of variables used in this analysis are provided in Appendix A.

SOURCE: U.S. Sentencing Commission, 2021 - 2025 Datafiles, USSCFY21 - USSCFY25.

Number of Sentenced Individuals Over Time



Race and Gender



Citizenship, Guilty Pleas, and Trials

