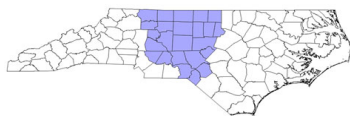


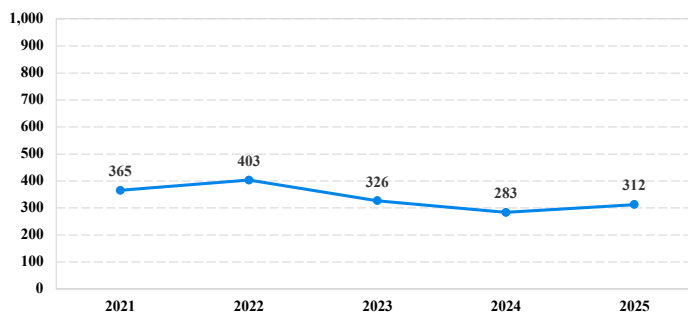
# District at a Glance

## Middle District of North Carolina

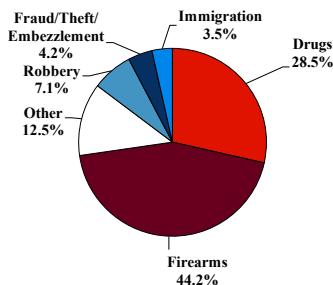
### Fiscal Year 2025



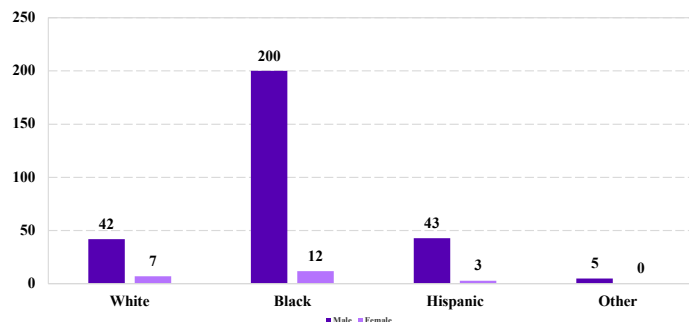
#### Number of Sentenced Individuals Over Time



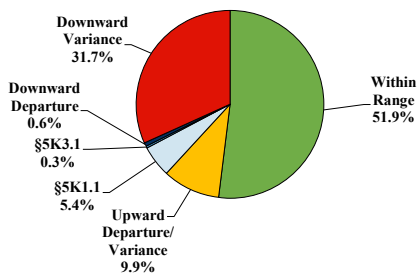
#### Type of Crime



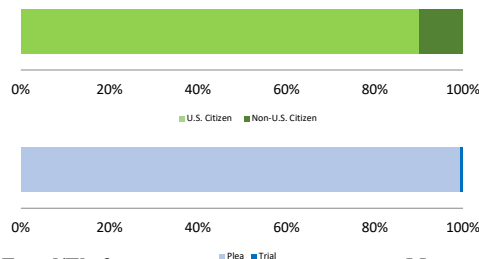
#### Race and Gender



#### Sentence Imposed Relative to the Guideline Range



#### Citizenship, Guilty Pleas, and Trials



#### SENTENCING INFORMATION BY TYPE OF CRIME

	TOTAL	Immigration	Drug Trafficking	Firearms	Fraud/Theft/Embezzle	Robbery	Child Porn	Money Laundering	All Other
<b>Total</b>	<b>312</b>	<b>11</b>	<b>89</b>	<b>138</b>	<b>13</b>	<b>22</b>	<b>9</b>	<b>6</b>	<b>24</b>
Mean Sentence (months)	86	23	98	64	25	118	128	196	160
Median Sentence (months)	70	12	90	57	13	98	120	219	120

#### IMPRISONMENT

<b>Total Receiving Imprisonment</b>	<b>290</b>	<b>11</b>	<b>84</b>	<b>129</b>	<b>8</b>	<b>22</b>	<b>9</b>	<b>6</b>	<b>21</b>
Prison Only	288	11	83	128	8	22	9	6	21
Up to 12 Months	11	4	3	3	0	0	0	0	1
13 to 60 Months	112	6	21	70	6	4	1	1	3
61 to 120 Months	95	1	30	43	2	8	4	1	6
Over 120 Months	70	0	29	12	0	10	4	4	11
Prison and Alternatives	2	0	1	1	0	0	0	0	0

#### PROBATION

<b>Total Receiving Probation</b>	<b>22</b>	<b>0</b>	<b>5</b>	<b>9</b>	<b>5</b>	<b>0</b>	<b>0</b>	<b>0</b>	<b>3</b>
Probation Only	18	0	4	7	5	0	0	0	2
Probation and Alternatives	4	0	1	2	0	0	0	0	1

#### FINE ONLY

<b>Total</b>	<b>0</b>	<b>0</b>	<b>0</b>	<b>0</b>	<b>0</b>	<b>0</b>	<b>0</b>	<b>0</b>	<b>0</b>
--------------	----------	----------	----------	----------	----------	----------	----------	----------	----------

Cases with indeterminable sentence terms are excluded from the calculation of the Mean Sentence or Median Sentence category. Sentences greater than 470 months and probation were included in the sentence average computations as 470 months and zero months, respectively. Cases in the Total Receiving Imprisonment, Total Receiving Probation, and Fine Only categories total 100 percent of all cases. Cases missing information required for a specific analysis were excluded from that analysis. Descriptions of variables used in this analysis are provided in Appendix A.

SOURCE: U.S. Sentencing Commission, 2021 - 2025 Datafiles, USSCFY21 - USSCFY25.