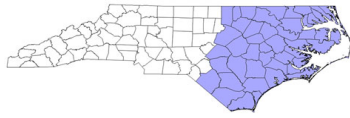


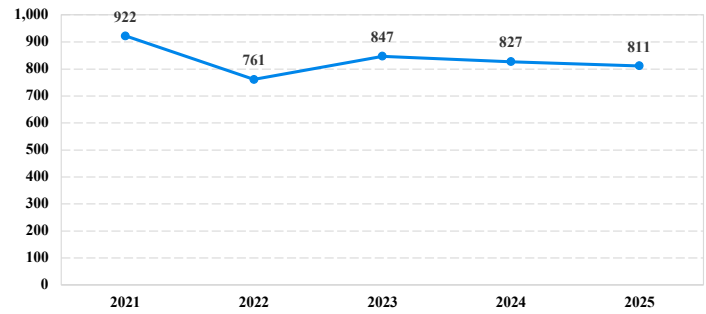
District at a Glance

Eastern District of North Carolina

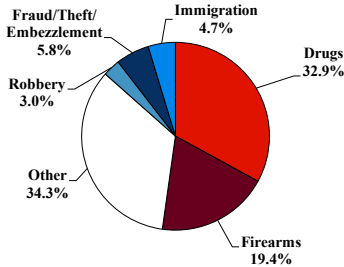
Fiscal Year 2025



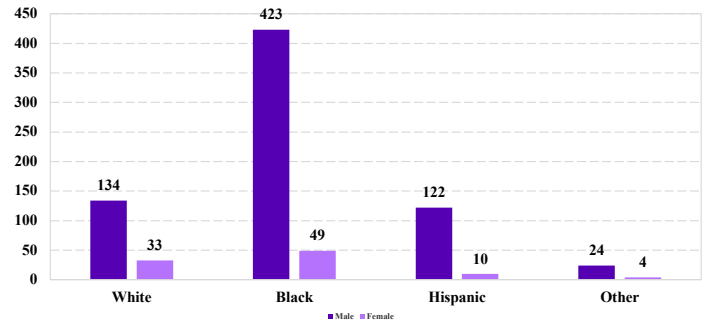
Number of Sentenced Individuals Over Time



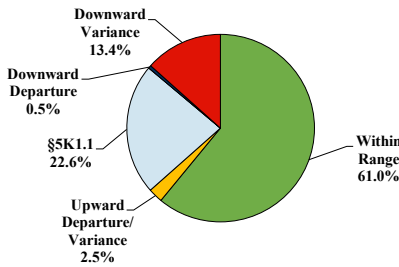
Type of Crime



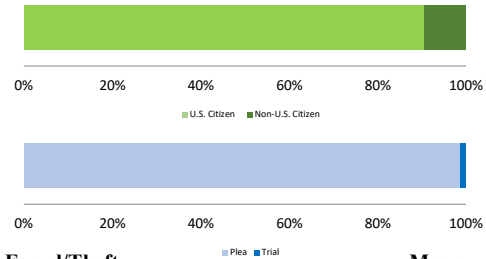
Race and Gender



Sentence Imposed Relative to the Guideline Range



Citizenship, Guilty Pleas, and Trials



SENTENCING INFORMATION BY TYPE OF CRIME

	TOTAL	Immigration	Drug Trafficking	Firearms	Fraud/Theft /Embezzle	Robbery	Child Porn	Money Laundering	All Other
Total	811	38	262	157	47	24	12	10	261
Mean Sentence (months)	64	12	114	60	24	123	162	76	20
Median Sentence (months)	41	6	102	52	15	105	148	77	0

IMPRISONMENT

Total Receiving Imprisonment	595	37	260	153	34	24	12	10	65
Prison Only	585	37	258	151	30	24	12	9	64
Up to 12 Months	61	25	5	6	6	0	0	0	19
13 to 60 Months	203	11	57	86	18	7	0	3	21
61 to 120 Months	183	1	108	45	6	8	3	4	8
Over 120 Months	138	0	88	14	0	9	9	2	16
Prison and Alternatives	10	0	2	2	4	0	0	1	1

PROBATION

Total Receiving Probation	213	1	2	3	13	0	0	0	194
Probation Only	197	0	1	2	10	0	0	0	184
Probation and Alternatives	16	1	1	1	3	0	0	0	10

FINE ONLY

Total	3	0	0	1	0	0	0	0	2
--------------	----------	----------	----------	----------	----------	----------	----------	----------	----------

Cases with indeterminable sentence terms are excluded from the calculation of the Mean Sentence or Median Sentence category. Sentences greater than 470 months and probation were included in the sentence average computations as 470 months and zero months, respectively. Cases in the Total Receiving Imprisonment, Total Receiving Probation, and Fine Only categories total 100 percent of all cases. Cases missing information required for a specific analysis were excluded from that analysis. Descriptions of variables used in this analysis are provided in Appendix A.

SOURCE: U.S. Sentencing Commission, 2021 - 2025 Datafiles, USSCFY21 - USSCFY25.