

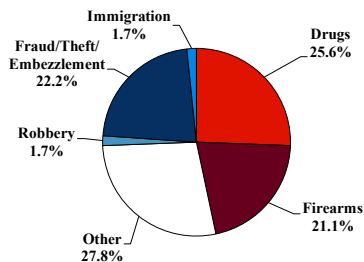
District at a Glance

Northern District of Mississippi

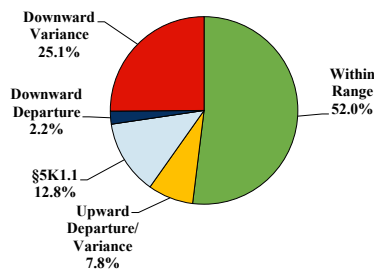
Fiscal Year 2025



Type of Crime



Sentence Imposed Relative to the Guideline Range



SENTENCING INFORMATION BY TYPE OF CRIME

	TOTAL	Immigration	Drug Trafficking	Firearms	Fraud/Theft /Embezzle	Robbery	Child Porn	Money Laundering	All Other
Total	180	3	46	38	40	3	11	7	32
Mean Sentence (months)	58	9	77	48	17	109	112	46	79
Median Sentence (months)	37	8	60	39	9	95	97	57	32

IMPRISONMENT

Total Receiving Imprisonment	171	3	42	37	39	3	11	7	29
Prison Only	168	3	42	37	37	3	11	7	28
Up to 12 Months	31	2	0	4	23	0	0	0	2
13 to 60 Months	76	1	20	22	12	0	1	5	15
61 to 120 Months	36	0	11	10	2	2	8	2	1
Over 120 Months	25	0	11	1	0	1	2	0	10
Prison and Alternatives	3	0	0	0	2	0	0	0	1

PROBATION

Total Receiving Probation	9	0	4	1	1	0	0	0	3
Probation Only	9	0	4	1	1	0	0	0	3
Probation and Alternatives	0	0	0	0	0	0	0	0	0

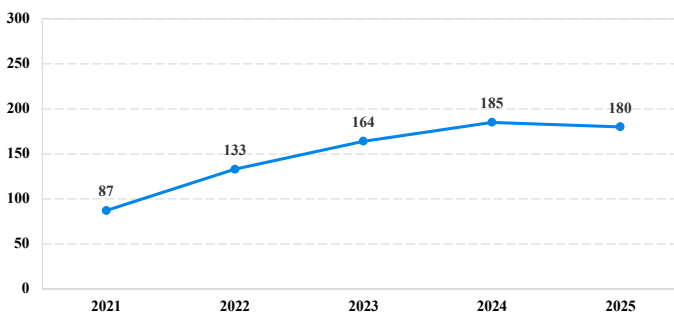
FINE ONLY

Total	0	0	0	0	0	0	0	0	0
--------------	----------	----------	----------	----------	----------	----------	----------	----------	----------

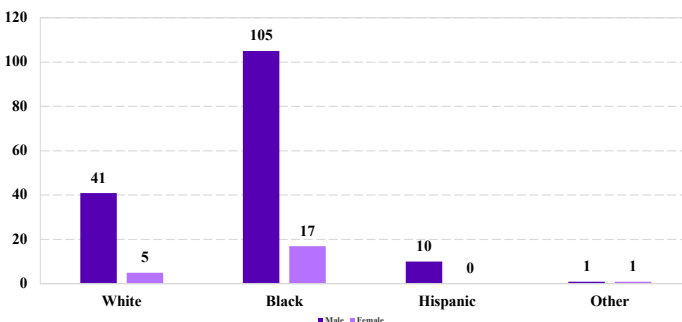
Cases with indeterminable sentence terms are excluded from the calculation of the Mean Sentence or Median Sentence category. Sentences greater than 470 months and probation were included in the sentence average computations as 470 months and zero months, respectively. Cases in the Total Receiving Imprisonment, Total Receiving Probation, and Fine Only categories total 100 percent of all cases. Cases missing information required for a specific analysis were excluded from that analysis. Descriptions of variables used in this analysis are provided in Appendix A.

SOURCE: U.S. Sentencing Commission, 2021 - 2025 Datafiles, USSCFY21 - USSCFY25.

Number of Sentenced Individuals Over Time



Race and Gender



Citizenship, Guilty Pleas, and Trials

