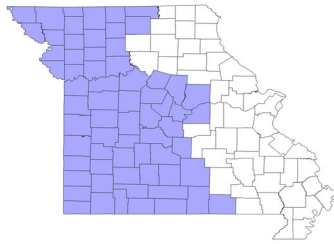


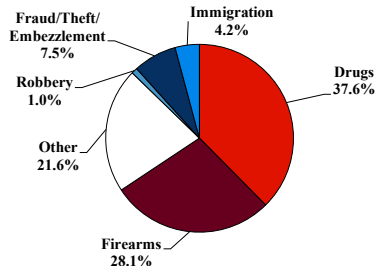
District at a Glance

Western District of Missouri

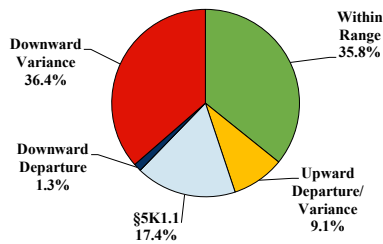
Fiscal Year 2025



Type of Crime



Sentence Imposed Relative to the Guideline Range



SENTENCING INFORMATION BY TYPE OF CRIME

	TOTAL	Immigration	Drug Trafficking	Firearms	Fraud/Theft /Embezzle	Robbery	Child Porn	Money Laundering	All Other
Total	668	28	251	188	50	7	40	31	73
Mean Sentence (months)	93	13	120	64	22	127	129	82	139
Median Sentence (months)	72	12	108	60	5	77	114	48	48

IMPRISONMENT

Total Receiving Imprisonment	604	27	236	181	27	7	40	27	59
Prison Only	603	27	235	181	27	7	40	27	59
Up to 12 Months	34	14	3	3	7	0	1	0	6
13 to 60 Months	209	13	51	92	16	0	4	13	20
61 to 120 Months	188	0	80	73	1	4	20	6	4
Over 120 Months	172	0	101	13	3	3	15	8	29
Prison and Alternatives	1	0	1	0	0	0	0	0	0

PROBATION

Total Receiving Probation	64	1	15	7	23	0	0	4	14
Probation Only	53	0	15	5	16	0	0	4	13
Probation and Alternatives	11	1	0	2	7	0	0	0	1

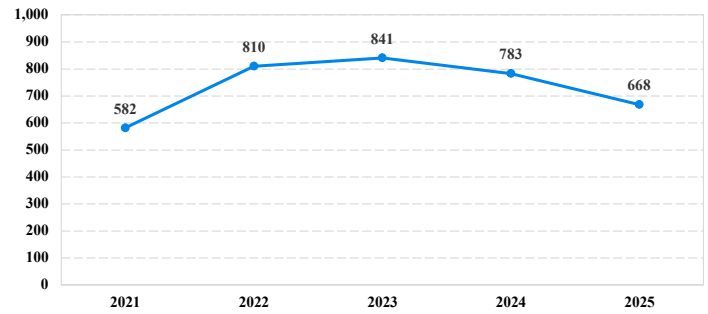
FINE ONLY

Total	0	0	0	0	0	0	0	0	0
--------------	----------	----------	----------	----------	----------	----------	----------	----------	----------

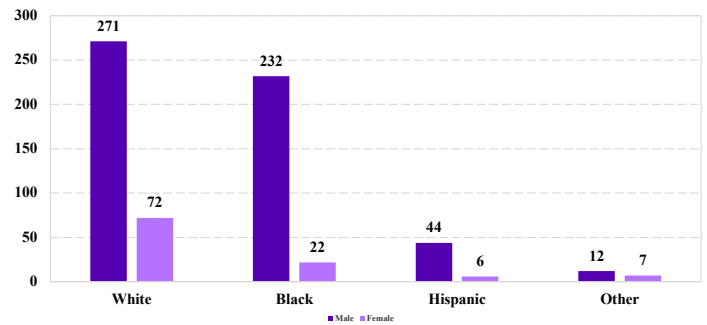
Cases with indeterminable sentence terms are excluded from the calculation of the Mean Sentence or Median Sentence category. Sentences greater than 470 months and probation were included in the sentence average computations as 470 months and zero months, respectively. Cases in the Total Receiving Imprisonment, Total Receiving Probation, and Fine Only categories total 100 percent of all cases. Cases missing information required for a specific analysis were excluded from that analysis. Descriptions of variables used in this analysis are provided in Appendix A.

SOURCE: U.S. Sentencing Commission, 2021 - 2025 Datafiles, USSCFY21 - USSCFY25.

Number of Sentenced Individuals Over Time



Race and Gender



Citizenship, Guilty Pleas, and Trials

