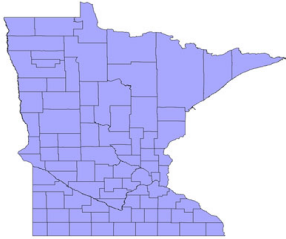


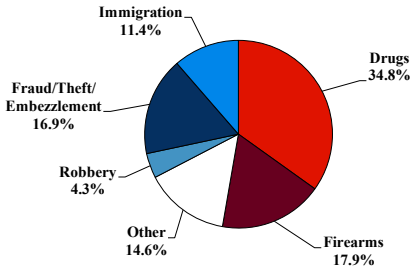
District at a Glance

District of Minnesota

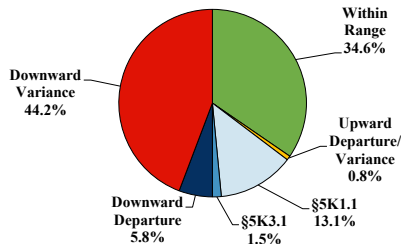
Fiscal Year 2025



Type of Crime



Sentence Imposed Relative to the Guideline Range



SENTENCING INFORMATION BY TYPE OF CRIME

	TOTAL	Immigration	Drug Trafficking	Firearms	Fraud/Theft /Embezzle	Robbery	Child Porn	Money Laundering	All Other
Total	396	45	138	71	67	17	9	6	43
Mean Sentence (months)	72	9	90	66	26	82	148	95	138
Median Sentence (months)	55	0	84	60	12	72	120	69	74

IMPRISONMENT

Total Receiving Imprisonment	383	45	137	71	62	17	9	6	36
Prison Only	374	45	134	70	57	17	9	6	36
Up to 12 Months	77	38	7	2	24	1	0	0	5
13 to 60 Months	126	5	40	36	26	6	1	3	9
61 to 120 Months	96	1	51	25	6	6	4	1	2
Over 120 Months	75	1	36	7	1	4	4	2	20
Prison and Alternatives	9	0	3	1	5	0	0	0	0

PROBATION

Total Receiving Probation	13	0	1	0	5	0	0	0	7
Probation Only	8	0	0	0	4	0	0	0	4
Probation and Alternatives	5	0	1	0	1	0	0	0	3

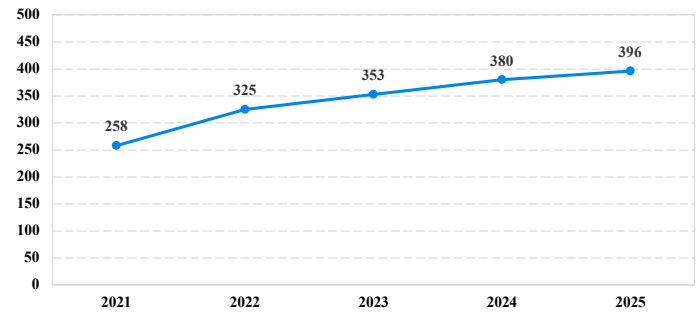
FINE ONLY

Total	0	0	0	0	0	0	0	0	0
--------------	----------	----------	----------	----------	----------	----------	----------	----------	----------

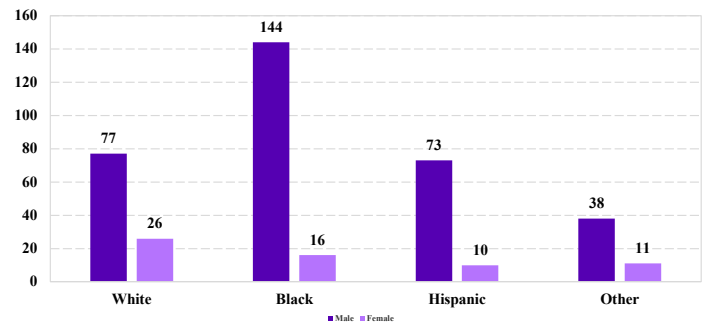
Cases with indeterminable sentence terms are excluded from the calculation of the Mean Sentence or Median Sentence category. Sentences greater than 470 months and probation were included in the sentence average computations as 470 months and zero months, respectively. Cases in the Total Receiving Imprisonment, Total Receiving Probation, and Fine Only categories total 100 percent of all cases. Cases missing information required for a specific analysis were excluded from that analysis. Descriptions of variables used in this analysis are provided in Appendix A.

SOURCE: U.S. Sentencing Commission, 2021 - 2025 Datafiles, USSCFY21 - USSCFY25.

Number of Sentenced Individuals Over Time



Race and Gender



Citizenship, Guilty Pleas, and Trials

