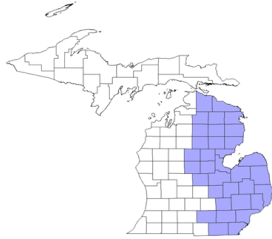


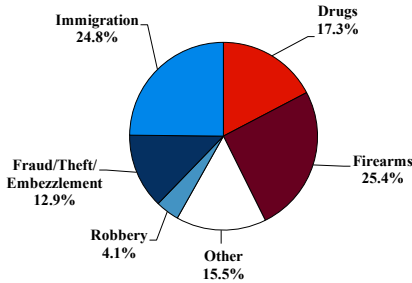
District at a Glance

Eastern District of Michigan

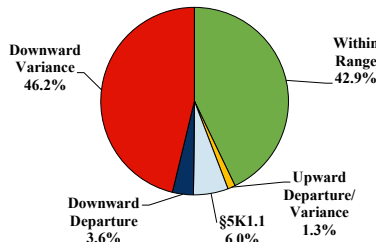
Fiscal Year 2025



Type of Crime



Sentence Imposed Relative to the Guideline Range



SENTENCING INFORMATION BY TYPE OF CRIME

	TOTAL	Immigration	Drug Trafficking	Firearms	Fraud/Theft /Embezzle	Robbery	Child Porn	Money Laundering	All Other
Total	851	211	146	216	110	35	23	9	101
Mean Sentence (months)	49	4	89	40	22	68	119	80	106
Median Sentence (months)	24	3	84	33	12	48	120	36	42

IMPRISONMENT

Total Receiving Imprisonment	816	207	145	209	99	34	22	8	92
Prison Only	795	207	143	204	92	33	20	7	89
Up to 12 Months	273	193	11	21	31	0	0	1	16
13 to 60 Months	299	14	39	143	53	20	2	3	25
61 to 120 Months	140	0	61	35	7	9	11	0	17
Over 120 Months	83	0	32	5	1	4	7	3	31
Prison and Alternatives	21	0	2	5	7	1	2	1	3

PROBATION

Total Receiving Probation	35	4	1	7	11	1	1	1	9
Probation Only	31	4	1	6	9	0	1	1	9
Probation and Alternatives	4	0	0	1	2	1	0	0	0

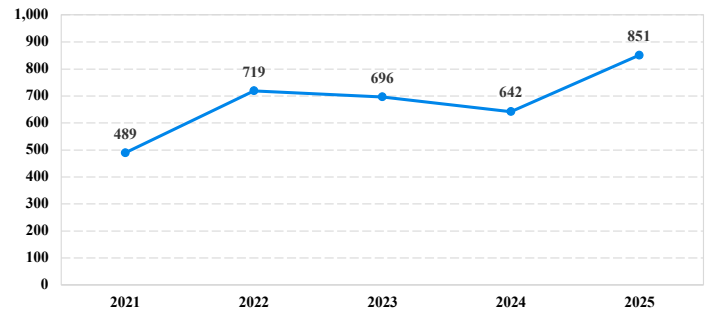
FINE ONLY

Total	0	0	0	0	0	0	0	0	0
--------------	----------	----------	----------	----------	----------	----------	----------	----------	----------

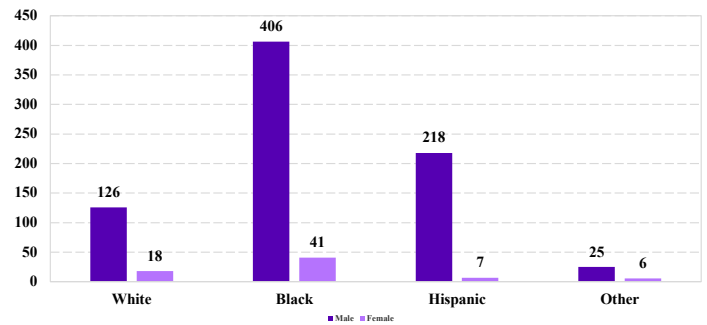
Cases with indeterminable sentence terms are excluded from the calculation of the Mean Sentence or Median Sentence category. Sentences greater than 470 months and probation were included in the sentence average computations as 470 months and zero months, respectively. Cases in the Total Receiving Imprisonment, Total Receiving Probation, and Fine Only categories total 100 percent of all cases. Cases missing information required for a specific analysis were excluded from that analysis. Descriptions of variables used in this analysis are provided in Appendix A.

SOURCE: U.S. Sentencing Commission, 2021 - 2025 Datafiles, USSCFY21 - USSCFY25.

Number of Sentenced Individuals Over Time



Race and Gender



Citizenship, Guilty Pleas, and Trials

