

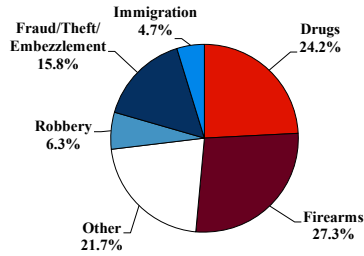
District at a Glance

District of Maryland

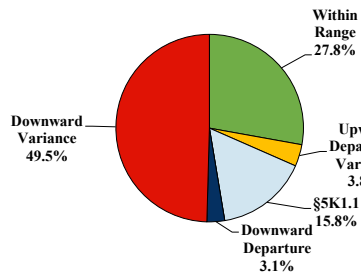
Fiscal Year 2025



Type of Crime



Sentence Imposed Relative to the Guideline Range



SENTENCING INFORMATION BY TYPE OF CRIME

	TOTAL	Immigration	Drug Trafficking	Firearms	Fraud/Theft /Embezzle	Robbery	Child Porn	Money Laundering	All Other
Total	443	21	100	121	70	28	9	13	81
Mean Sentence (months)	67	10	60	49	32	130	150	43	123
Median Sentence (months)	42	0	49	41	22	120	120	27	57

IMPRISONMENT

Total Receiving Imprisonment	400	19	96	118	63	28	9	11	56
Prison Only	372	19	89	113	53	27	9	11	51
Up to 12 Months	42	10	10	10	9	0	0	1	2
13 to 60 Months	180	9	37	77	33	4	2	7	11
61 to 120 Months	91	0	35	21	10	12	5	2	6
Over 120 Months	59	0	7	5	1	11	2	1	32
Prison and Alternatives	28	0	7	5	10	1	0	0	5

PROBATION

Total Receiving Probation	34	2	4	3	7	0	0	2	16
Probation Only	26	2	1	3	5	0	0	2	13
Probation and Alternatives	8	0	3	0	2	0	0	0	3

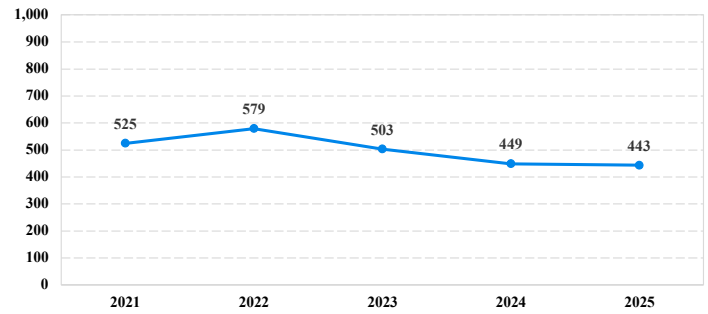
FINE ONLY

Total	9	0	0	0	0	0	0	0	9
--------------	----------	----------	----------	----------	----------	----------	----------	----------	----------

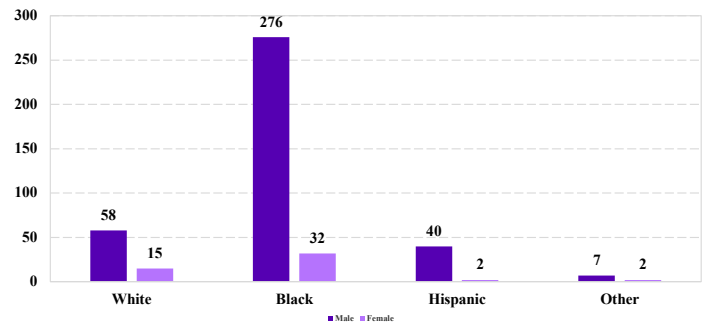
Cases with indeterminable sentence terms are excluded from the calculation of the Mean Sentence or Median Sentence category. Sentences greater than 470 months and probation were included in the sentence average computations as 470 months and zero months, respectively. Cases in the Total Receiving Imprisonment, Total Receiving Probation, and Fine Only categories total 100 percent of all cases. Cases missing information required for a specific analysis were excluded from that analysis. Descriptions of variables used in this analysis are provided in Appendix A.

SOURCE: U.S. Sentencing Commission, 2021 - 2025 Datafiles, USSCFY21 - USSCFY25.

Number of Sentenced Individuals Over Time



Race and Gender



Citizenship, Guilty Pleas, and Trials

