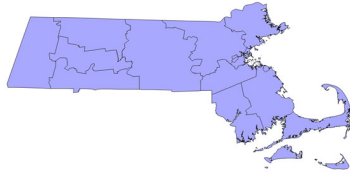


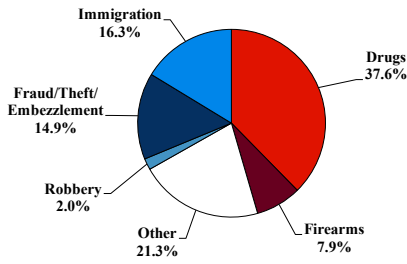
District at a Glance

District of Massachusetts

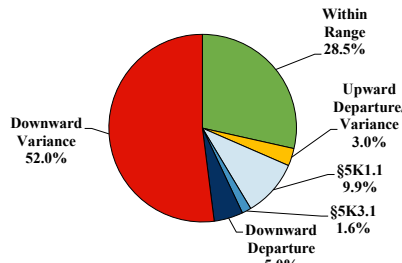
Fiscal Year 2025



Type of Crime



Sentence Imposed Relative to the Guideline Range



SENTENCING INFORMATION BY TYPE OF CRIME

	TOTAL	Immigration	Drug Trafficking	Firearms	Fraud/Theft /Embezzle	Robbery	Child Porn	Money Laundering	All Other
Total	558	91	209	44	83	11	14	41	65
Mean Sentence (months)	49	11	72	45	14	75	86	49	67
Median Sentence (months)	27	5	60	45	10	70	60	42	18

IMPRISONMENT

Total Receiving Imprisonment	528	90	204	43	67	11	14	40	59
Prison Only	492	89	191	37	60	11	14	37	53
Up to 12 Months	142	66	25	3	26	1	0	9	12
13 to 60 Months	201	20	73	24	32	4	9	16	23
61 to 120 Months	95	3	60	10	2	4	4	8	4
Over 120 Months	54	0	33	0	0	2	1	4	14
Prison and Alternatives	36	1	13	6	7	0	0	3	6

PROBATION

Total Receiving Probation	30	1	5	1	16	0	0	1	6
Probation Only	26	1	4	1	14	0	0	0	6
Probation and Alternatives	4	0	1	0	2	0	0	1	0

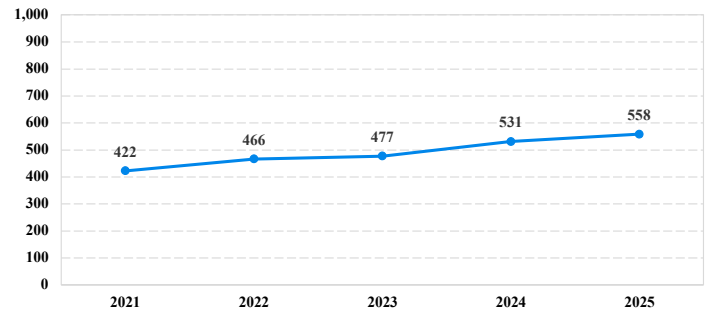
FINE ONLY

Total	0	0	0	0	0	0	0	0	0
--------------	----------	----------	----------	----------	----------	----------	----------	----------	----------

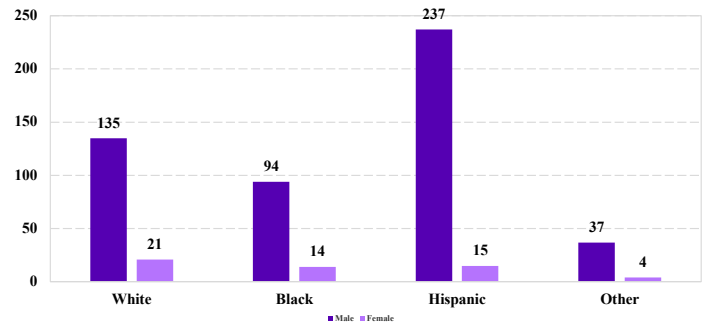
Cases with indeterminable sentence terms are excluded from the calculation of the Mean Sentence or Median Sentence category. Sentences greater than 470 months and probation were included in the sentence average computations as 470 months and zero months, respectively. Cases in the Total Receiving Imprisonment, Total Receiving Probation, and Fine Only categories total 100 percent of all cases. Cases missing information required for a specific analysis were excluded from that analysis. Descriptions of variables used in this analysis are provided in Appendix A.

SOURCE: U.S. Sentencing Commission, 2021 - 2025 Datafiles, USSCFY21 - USSCFY25.

Number of Sentenced Individuals Over Time



Race and Gender



Citizenship, Guilty Pleas, and Trials

