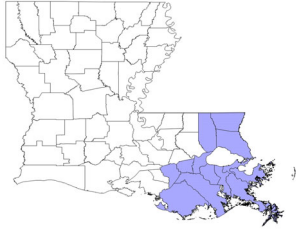


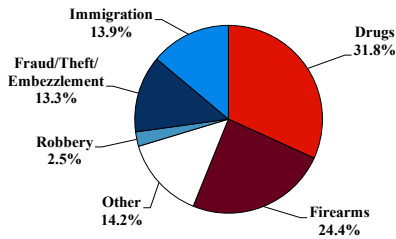
District at a Glance

Eastern District of Louisiana

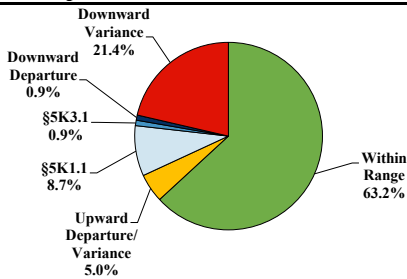
Fiscal Year 2025



Type of Crime



Sentence Imposed Relative to the Guideline Range



SENTENCING INFORMATION BY TYPE OF CRIME

	TOTAL	Immigration	Drug Trafficking	Firearms	Fraud/Theft /Embezzle	Robbery	Child Porn	Money Laundering	All Other
Total	324	45	103	79	43	8	12	4	30
Mean Sentence (months)	74	8	106	78	16	208	65	16	113
Median Sentence (months)	60	0	97	70	8	194	60	14	60

IMPRISONMENT

Total Receiving Imprisonment	282	38	100	78	23	8	12	2	21
Prison Only	279	38	100	77	21	8	12	2	21
Up to 12 Months	41	29	2	2	6	0	1	0	1
13 to 60 Months	84	8	19	28	12	0	8	2	7
61 to 120 Months	93	1	49	35	3	1	2	0	2
Over 120 Months	61	0	30	12	0	7	1	0	11
Prison and Alternatives	3	0	0	1	2	0	0	0	0

PROBATION

Total Receiving Probation	41	7	3	1	19	0	0	2	9
Probation Only	32	6	2	0	14	0	0	2	8
Probation and Alternatives	9	1	1	1	5	0	0	0	1

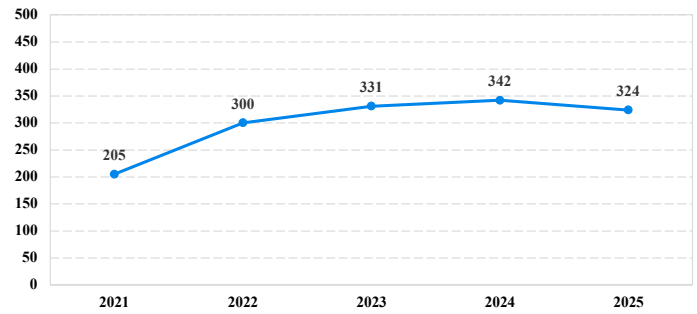
FINE ONLY

Total	1	0	0	0	1	0	0	0	0
--------------	----------	----------	----------	----------	----------	----------	----------	----------	----------

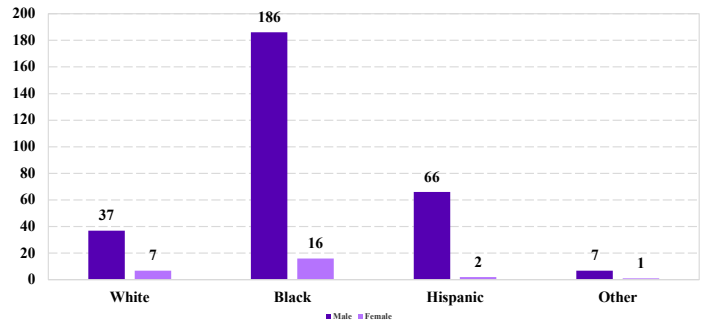
Cases with indeterminable sentence terms are excluded from the calculation of the Mean Sentence or Median Sentence category. Sentences greater than 470 months and probation were included in the sentence average computations as 470 months and zero months, respectively. Cases in the Total Receiving Imprisonment, Total Receiving Probation, and Fine Only categories total 100 percent of all cases. Cases missing information required for a specific analysis were excluded from that analysis. Descriptions of variables used in this analysis are provided in Appendix A.

SOURCE: U.S. Sentencing Commission, 2021 - 2025 Datafiles, USSCFY21 - USSCFY25.

Number of Sentenced Individuals Over Time



Race and Gender



Citizenship, Guilty Pleas, and Trials

