

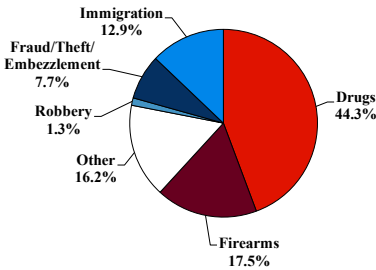
District at a Glance

Western District of Kentucky

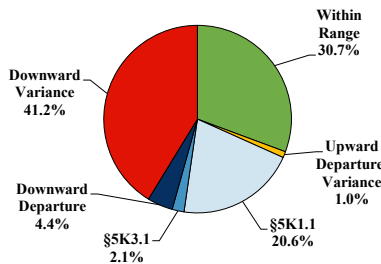
Fiscal Year 2025



Type of Crime



Sentence Imposed Relative to the Guideline Range



SENTENCING INFORMATION BY TYPE OF CRIME

	TOTAL	Immigration	Drug Trafficking	Firearms	Fraud/Theft /Embezzle	Robbery	Child Porn	Money Laundering	All Other
Total	388	50	170	68	30	5	8	9	48
Mean Sentence (months)	77	8	104	42	17	156	141	125	108
Median Sentence (months)	48	2	118	31	15	97	130	88	30

IMPRISONMENT

Total Receiving Imprisonment	361	50	169	61	20	5	8	9	39
Prison Only	356	50	167	60	19	4	8	9	39
Up to 12 Months	64	39	9	5	3	0	0	0	8
13 to 60 Months	119	10	37	40	15	0	1	3	13
61 to 120 Months	94	1	69	12	1	2	3	2	4
Over 120 Months	79	0	52	3	0	2	4	4	14
Prison and Alternatives	5	0	2	1	1	1	0	0	0

PROBATION

Total Receiving Probation	24	0	1	7	8	0	0	0	8
Probation Only	18	0	1	4	6	0	0	0	7
Probation and Alternatives	6	0	0	3	2	0	0	0	1

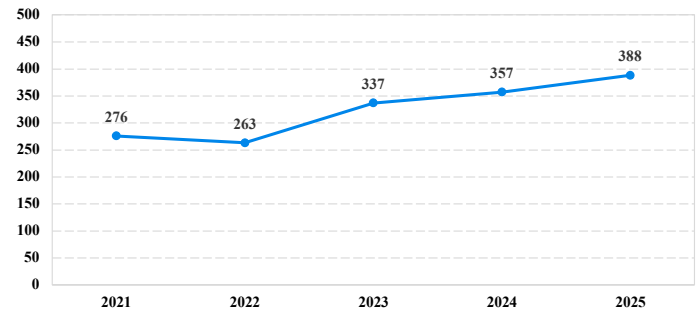
FINE ONLY

Total	3	0	0	0	2	0	0	0	1
--------------	----------	----------	----------	----------	----------	----------	----------	----------	----------

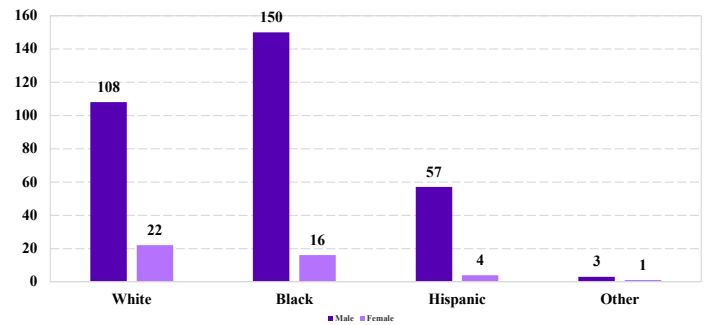
Cases with indeterminable sentence terms are excluded from the calculation of the Mean Sentence or Median Sentence category. Sentences greater than 470 months and probation were included in the sentence average computations as 470 months and zero months, respectively. Cases in the Total Receiving Imprisonment, Total Receiving Probation, and Fine Only categories total 100 percent of all cases. Cases missing information required for a specific analysis were excluded from that analysis. Descriptions of variables used in this analysis are provided in Appendix A.

SOURCE: U.S. Sentencing Commission, 2021 - 2025 Datafiles, USSCFY21 - USSCFY25.

Number of Sentenced Individuals Over Time



Race and Gender



Citizenship, Guilty Pleas, and Trials

