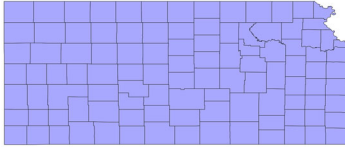


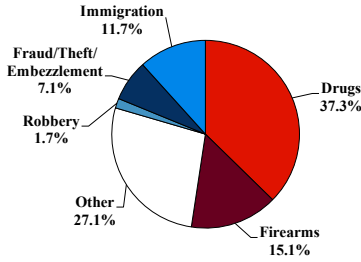
District at a Glance

District of Kansas

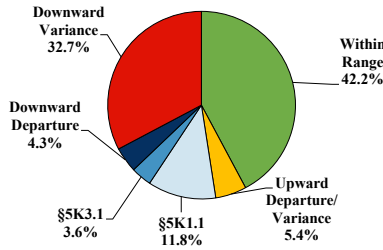
Fiscal Year 2025



Type of Crime



Sentence Imposed Relative to the Guideline Range



SENTENCING INFORMATION BY TYPE OF CRIME

	TOTAL	Immigration	Drug Trafficking	Firearms	Fraud/Theft /Embezzle	Robbery	Child Porn	Money Laundering	All Other
Total	410	48	149	62	29	7	19	4	92
Mean Sentence (months)	70	13	88	52	18	75	147	35	84
Median Sentence (months)	37	9	72	39	7	57	160	21	12

IMPRISONMENT

Total Receiving Imprisonment	348	43	141	55	20	7	19	4	59
Prison Only	342	43	138	54	19	7	19	4	58
Up to 12 Months	46	21	3	1	6	0	0	1	14
13 to 60 Months	154	22	52	40	10	4	1	2	23
61 to 120 Months	75	0	50	11	3	2	5	1	3
Over 120 Months	67	0	33	2	0	1	13	0	18
Prison and Alternatives	6	0	3	1	1	0	0	0	1

PROBATION

Total Receiving Probation	40	5	8	6	7	0	0	0	14
Probation Only	38	5	8	5	7	0	0	0	13
Probation and Alternatives	2	0	0	1	0	0	0	0	1

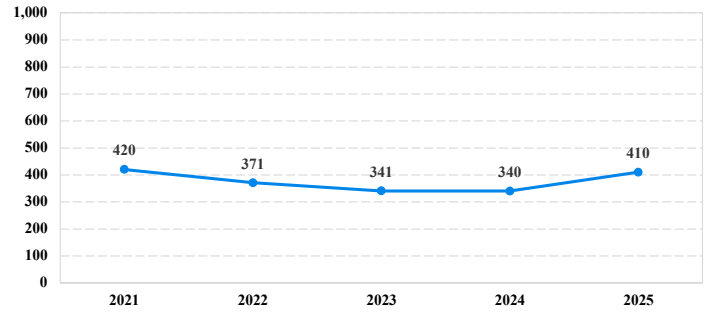
FINE ONLY

Total	22	0	0	1	2	0	0	0	19
--------------	-----------	----------	----------	----------	----------	----------	----------	----------	-----------

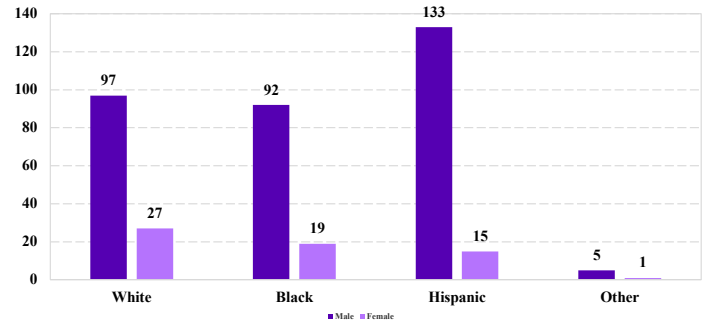
Cases with indeterminable sentence terms are excluded from the calculation of the Mean Sentence or Median Sentence category. Sentences greater than 470 months and probation were included in the sentence average computations as 470 months and zero months, respectively. Cases in the Total Receiving Imprisonment, Total Receiving Probation, and Fine Only categories total 100 percent of all cases. Cases missing information required for a specific analysis were excluded from that analysis. Descriptions of variables used in this analysis are provided in Appendix A.

SOURCE: U.S. Sentencing Commission, 2021 - 2025 Datafiles, USSCFY21 - USSCFY25.

Number of Sentenced Individuals Over Time



Race and Gender



Citizenship, Guilty Pleas, and Trials

