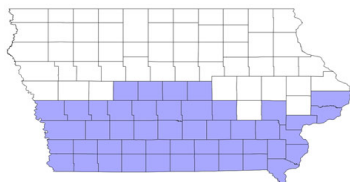


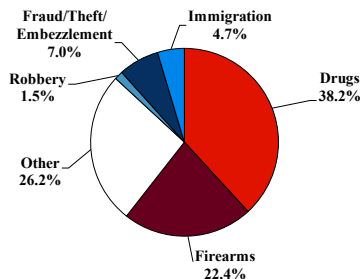
District at a Glance

Southern District of Iowa

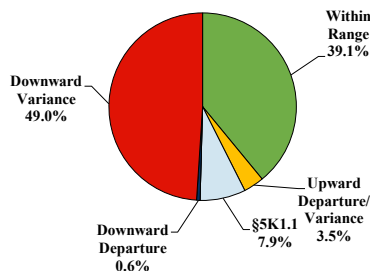
Fiscal Year 2025



Type of Crime



Sentence Imposed Relative to the Guideline Range



SENTENCING INFORMATION BY TYPE OF CRIME

	TOTAL	Immigration	Drug Trafficking	Firearms	Fraud/Theft /Embezzle	Robbery	Child Porn	Money Laundering	All Other
Total	343	16	131	77	24	5	28	5	57
Mean Sentence (months)	124	14	164	64	37	101	133	86	183
Median Sentence (months)	100	12	150	48	14	100	113	54	165

IMPRISONMENT

Total Receiving Imprisonment	330	16	130	74	22	5	28	5	50
Prison Only	327	16	129	73	22	5	27	5	50
Up to 12 Months	20	7	0	4	7	0	0	0	2
13 to 60 Months	90	9	17	40	10	1	1	3	9
61 to 120 Months	73	0	32	19	3	2	13	0	4
Over 120 Months	144	0	80	10	2	2	13	2	35
Prison and Alternatives	3	0	1	1	0	0	1	0	0

PROBATION

Total Receiving Probation	13	0	1	3	2	0	0	0	7
Probation Only	10	0	0	3	2	0	0	0	5
Probation and Alternatives	3	0	1	0	0	0	0	0	2

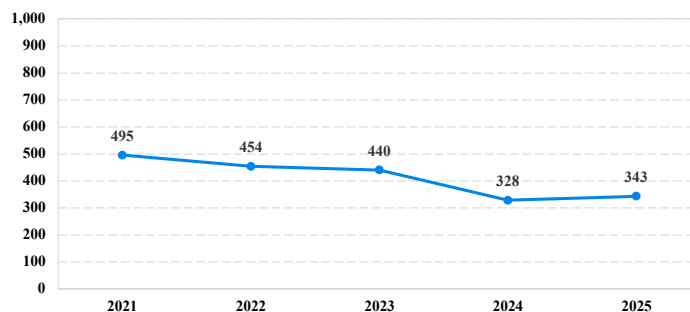
FINE ONLY

Total	0	0	0	0	0	0	0	0	0
--------------	----------	----------	----------	----------	----------	----------	----------	----------	----------

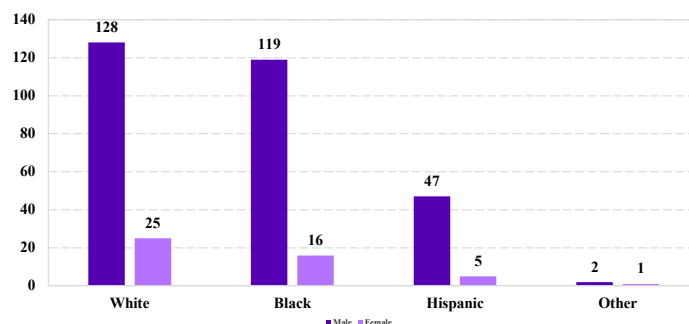
Cases with indeterminable sentence terms are excluded from the calculation of the Mean Sentence or Median Sentence category. Sentences greater than 470 months and probation were included in the sentence average computations as 470 months and zero months, respectively. Cases in the Total Receiving Imprisonment, Total Receiving Probation, and Fine Only categories total 100 percent of all cases. Cases missing information required for a specific analysis were excluded from that analysis. Descriptions of variables used in this analysis are provided in Appendix A.

SOURCE: U.S. Sentencing Commission, 2021 - 2025 Datafiles, USSCFY21 - USSCFY25.

Number of Sentenced Individuals Over Time



Race and Gender



Citizenship, Guilty Pleas, and Trials

