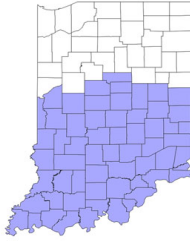


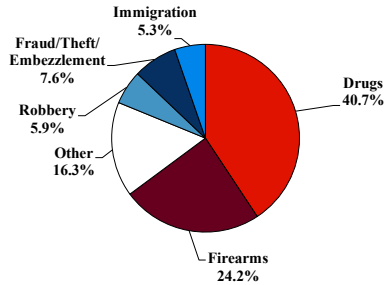
District at a Glance

Southern District of Indiana

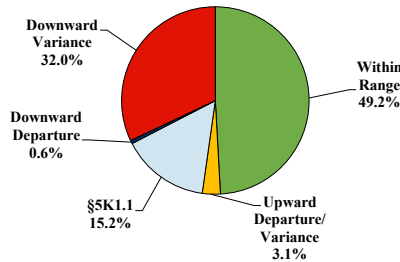
Fiscal Year 2025



Type of Crime



Sentence Imposed Relative to the Guideline Range



SENTENCING INFORMATION BY TYPE OF CRIME

	TOTAL	Immigration	Drug Trafficking	Firearms	Fraud/Theft /Embezzle	Robbery	Child Porn	Money Laundering	All Other
Total	356	19	145	86	27	21	7	10	41
Mean Sentence (months)	108	20	125	69	30	160	162	136	176
Median Sentence (months)	74	13	120	60	24	108	151	96	48

IMPRISONMENT

Total Receiving Imprisonment	345	19	145	83	23	21	7	9	38
Prison Only	340	19	144	83	23	21	7	9	34
Up to 12 Months	21	8	4	3	3	0	0	1	2
13 to 60 Months	118	10	31	44	18	1	0	1	13
61 to 120 Months	89	1	43	24	2	11	2	4	2
Over 120 Months	112	0	66	12	0	9	5	3	17
Prison and Alternatives	5	0	1	0	0	0	0	0	4

PROBATION

Total Receiving Probation	11	0	0	3	4	0	0	1	3
Probation Only	9	0	0	3	2	0	0	1	3
Probation and Alternatives	2	0	0	0	2	0	0	0	0

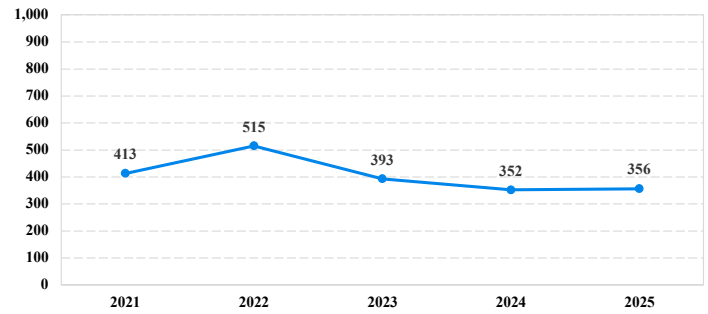
FINE ONLY

Total	0	0	0	0	0	0	0	0	0
--------------	----------	----------	----------	----------	----------	----------	----------	----------	----------

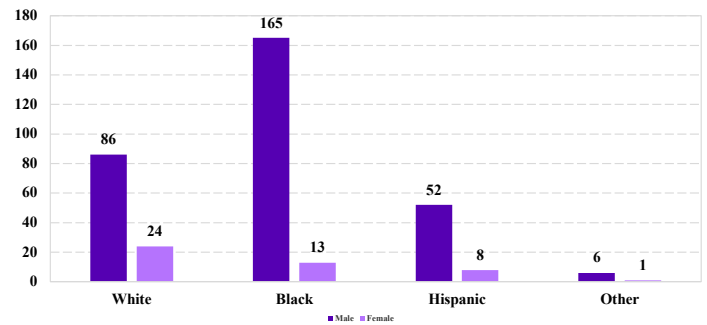
Cases with indeterminable sentence terms are excluded from the calculation of the Mean Sentence or Median Sentence category. Sentences greater than 470 months and probation were included in the sentence average computations as 470 months and zero months, respectively. Cases in the Total Receiving Imprisonment, Total Receiving Probation, and Fine Only categories total 100 percent of all cases. Cases missing information required for a specific analysis were excluded from that analysis. Descriptions of variables used in this analysis are provided in Appendix A.

SOURCE: U.S. Sentencing Commission, 2021 - 2025 Datafiles, USSCFY21 - USSCFY25.

Number of Sentenced Individuals Over Time



Race and Gender



Citizenship, Guilty Pleas, and Trials

