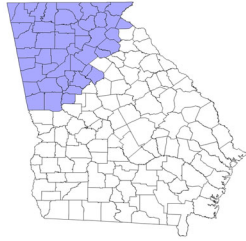


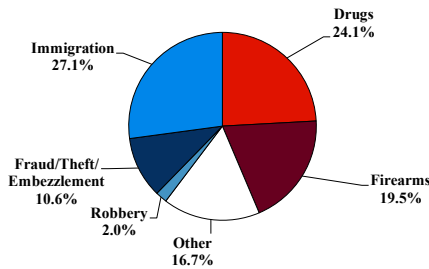
# District at a Glance

## Northern District of Georgia

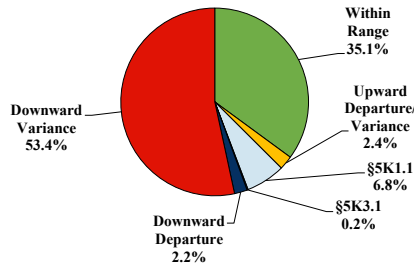
### Fiscal Year 2025



#### Type of Crime



#### Sentence Imposed Relative to the Guideline Range



#### SENTENCING INFORMATION BY TYPE OF CRIME

	TOTAL	Immigration	Drug Trafficking	Firearms	Fraud/Theft /Embezzle	Robbery	Child Porn	Money Laundering	All Other
<b>TOTAL</b>	<b>502</b>	<b>136</b>	<b>120</b>	<b>98</b>	<b>53</b>	<b>10</b>	<b>24</b>	<b>25</b>	<b>36</b>
Mean Sentence (months)	54	7	101	48	28	115	69	104	73
Median Sentence (months)	28	2	90	37	26	114	51	46	20

#### IMPRISONMENT

<b>Total Receiving Imprisonment</b>	<b>462</b>	<b>136</b>	<b>111</b>	<b>87</b>	<b>42</b>	<b>10</b>	<b>23</b>	<b>25</b>	<b>28</b>
Prison Only	449	136	107	83	40	10	21	24	28
Up to 12 Months	135	116	1	5	5	0	0	3	5
13 to 60 Months	159	19	28	49	29	1	10	10	13
61 to 120 Months	91	0	44	24	6	5	9	1	2
Over 120 Months	64	1	34	5	0	4	2	10	8
Prison and Alternatives	13	0	4	4	2	0	2	1	0

#### PROBATION

<b>Total Receiving Probation</b>	<b>40</b>	<b>0</b>	<b>9</b>	<b>11</b>	<b>11</b>	<b>0</b>	<b>1</b>	<b>0</b>	<b>8</b>
Probation Only	26	0	9	6	3	0	1	0	7
Probation and Alternatives	14	0	0	5	8	0	0	0	1

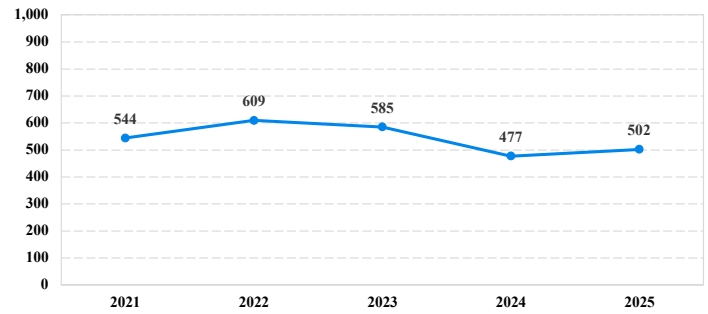
#### FINE ONLY

<b>FINE ONLY</b>	<b>0</b>	<b>0</b>	<b>0</b>	<b>0</b>	<b>0</b>	<b>0</b>	<b>0</b>	<b>0</b>	<b>0</b>
------------------	----------	----------	----------	----------	----------	----------	----------	----------	----------

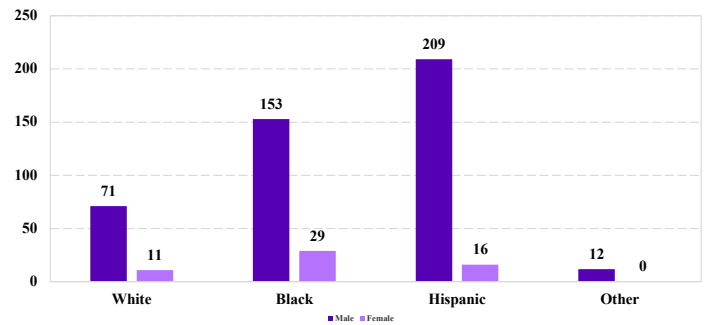
Cases with indeterminable sentence terms are excluded from the calculation of the Mean Sentence or Median Sentence category. Sentences greater than 470 months and probation were included in the sentence average computations as 470 months and zero months, respectively. Cases in the Total Receiving Imprisonment, Total Receiving Probation, and Fine Only categories total 100 percent of all cases. Cases missing information required for a specific analysis were excluded from that analysis. Descriptions of variables used in this analysis are provided in Appendix A.

SOURCE: U.S. Sentencing Commission, 2021 - 2025 Datafiles, USSCFY21 - USSCFY25.

#### Number of Sentenced Individuals Over Time



#### Race and Gender



#### Citizenship, Guilty Pleas, and Trials

