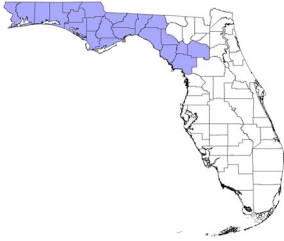


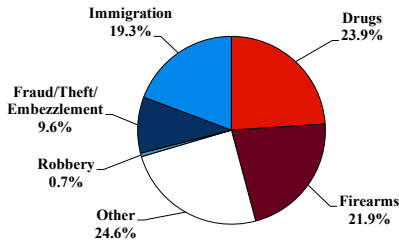
District at a Glance

Northern District of Florida

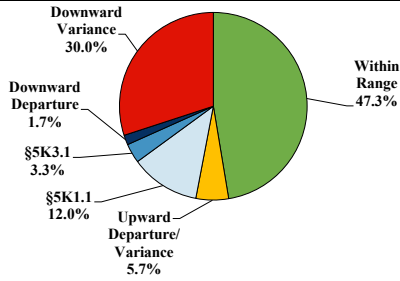
Fiscal Year 2025



Type of Crime



Sentence Imposed Relative to the Guideline Range



SENTENCING INFORMATION BY TYPE OF CRIME

	TOTAL	Immigration	Drug Trafficking	Firearms	Fraud/Theft /Embezzle	Robbery	Child Porn	Money Laundering	All Other
Total	301	58	72	66	29	2	21	14	39
Mean Sentence (months)	64	7	105	60	22	--	124	57	76
Median Sentence (months)	36	2	113	39	7	--	96	58	12

IMPRISONMENT

Total Receiving Imprisonment	280	58	72	64	19	2	21	12	32
Prison Only	272	58	69	62	16	2	21	12	32
Up to 12 Months	76	49	5	6	5	0	0	0	11
13 to 60 Months	85	8	12	35	7	0	8	5	10
61 to 120 Months	71	1	35	15	4	1	5	7	3
Over 120 Months	40	0	17	6	0	1	8	0	8
Prison and Alternatives	8	0	3	2	3	0	0	0	0

PROBATION

Total Receiving Probation	19	0	0	2	9	0	0	2	6
Probation Only	17	0	0	0	9	0	0	2	6
Probation and Alternatives	2	0	0	2	0	0	0	0	0

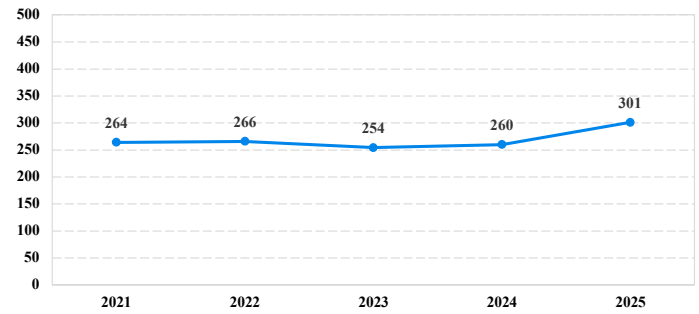
FINE ONLY

Total	2	0	0	0	1	0	0	0	1
--------------	----------	----------	----------	----------	----------	----------	----------	----------	----------

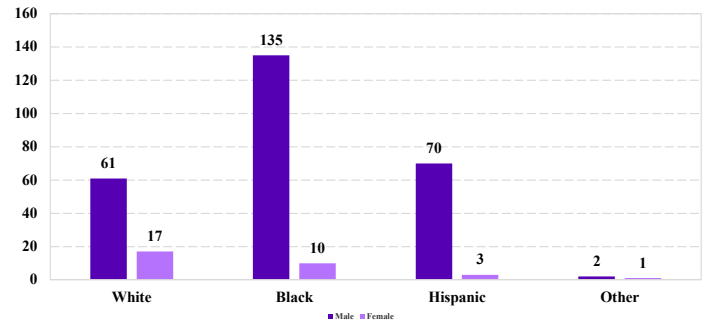
Cases with indeterminable sentence terms are excluded from the calculation of the Mean Sentence or Median Sentence category. Sentences greater than 470 months and probation were included in the sentence average computations as 470 months and zero months, respectively. Cases in the Total Receiving Imprisonment, Total Receiving Probation, and Fine Only categories total 100 percent of all cases. Cases missing information required for a specific analysis were excluded from that analysis. Descriptions of variables used in this analysis are provided in Appendix A.

SOURCE: U.S. Sentencing Commission, 2021 - 2025 Datafiles, USSCFY21 - USSCFY25.

Number of Sentenced Individuals Over Time



Race and Gender



Citizenship, Guilty Pleas, and Trials

