

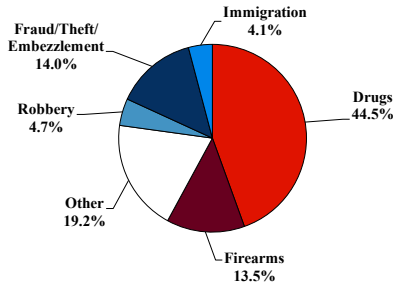
District at a Glance

Northern District of California

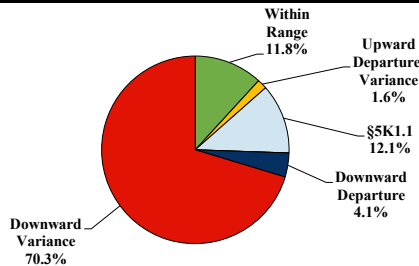
Fiscal Year 2025



Type of Crime



Sentence Imposed Relative to the Guideline Range



SENTENCING INFORMATION BY TYPE OF CRIME

	TOTAL	Immigration	Drug Trafficking	Firearms	Fraud/Theft /Embezzle	Robbery	Child Porn	Money Laundering	All Other
	364	15	162	49	51	17	9	14	47
Mean Sentence (months)	36	13	29	34	13	47	106	24	82
Median Sentence (months)	18	14	13	34	10	42	75	12	17

IMPRISONMENT

Total Receiving Imprisonment	337	12	159	44	43	17	9	12	41
Prison Only	330	12	155	43	42	17	9	12	40
Up to 12 Months	120	4	69	7	17	4	0	5	14
13 to 60 Months	153	8	63	29	25	9	3	5	11
61 to 120 Months	43	0	20	7	0	4	4	2	6
Over 120 Months	14	0	3	0	0	0	2	0	9
Prison and Alternatives	7	0	4	1	1	0	0	0	1

PROBATION

Total Receiving Probation	27	3	3	5	8	0	0	2	6
Probation Only	25	3	3	4	8	0	0	2	5
Probation and Alternatives	2	0	0	1	0	0	0	0	1

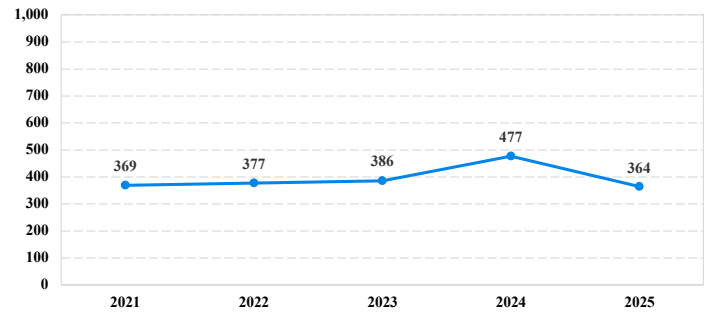
FINE ONLY

FINE ONLY	0	0	0	0	0	0	0	0	0
------------------	----------	----------	----------	----------	----------	----------	----------	----------	----------

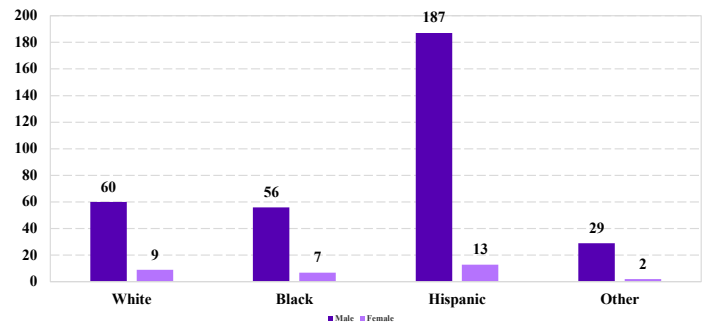
Cases with indeterminable sentence terms are excluded from the calculation of the Mean Sentence or Median Sentence category. Sentences greater than 470 months and probation were included in the sentence average computations as 470 months and zero months, respectively. Cases in the Total Receiving Imprisonment, Total Receiving Probation, and Fine Only categories total 100 percent of all cases. Cases missing information required for a specific analysis were excluded from that analysis. Descriptions of variables used in this analysis are provided in Appendix A.

SOURCE: U.S. Sentencing Commission, 2021 - 2025 Datafiles, USSCFY21 - USSCFY25.

Number of Sentenced Individuals Over Time



Race and Gender



Citizenship, Guilty Pleas, and Trials

