

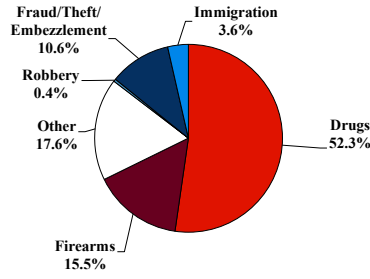
District at a Glance

Eastern District of California

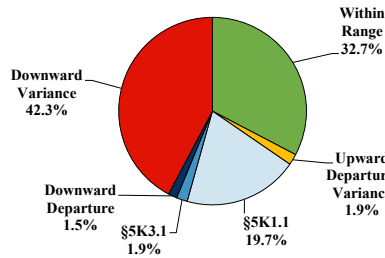
Fiscal Year 2025



Type of Crime



Sentence Imposed Relative to the Guideline Range



SENTENCING INFORMATION BY TYPE OF CRIME

	TOTAL	Immigration	Drug Trafficking	Firearms	Fraud/Theft /Embezzle	Robbery	Child Porn	Money Laundering	All Other
Total	472	17	247	73	50	2	9	9	65
Mean Sentence (months)	82	15	92	56	33	--	132	96	124
Median Sentence (months)	60	12	78	49	26	--	96	70	37

IMPRISONMENT

Total Receiving Imprisonment	452	17	245	72	42	2	9	9	56
Prison Only	451	17	244	72	42	2	9	9	56
Up to 12 Months	54	10	26	4	5	0	0	0	9
13 to 60 Months	185	6	77	43	31	1	2	4	21
61 to 120 Months	104	1	69	20	5	1	3	2	3
Over 120 Months	108	0	72	5	1	0	4	3	23
Prison and Alternatives	1	0	1	0	0	0	0	0	0

PROBATION

Total Receiving Probation	19	0	2	1	8	0	0	0	8
Probation Only	15	0	2	1	7	0	0	0	5
Probation and Alternatives	4	0	0	0	1	0	0	0	3

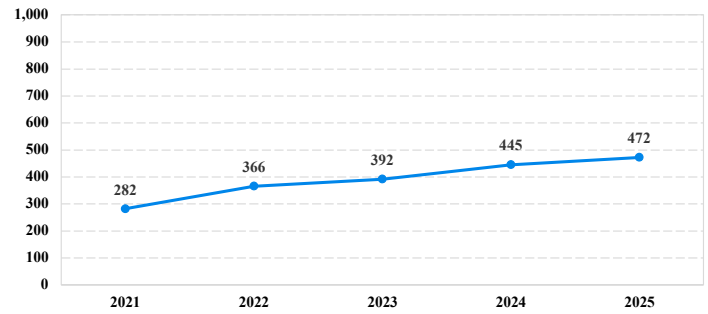
FINE ONLY

Total	1	0	0	0	0	0	0	0	1
--------------	----------	----------	----------	----------	----------	----------	----------	----------	----------

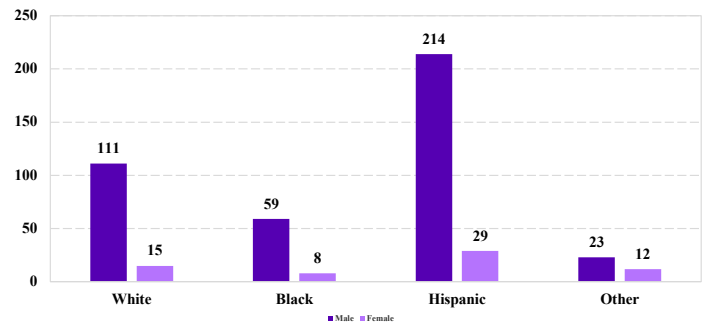
Cases with indeterminable sentence terms are excluded from the calculation of the Mean Sentence or Median Sentence category. Sentences greater than 470 months and probation were included in the sentence average computations as 470 months and zero months, respectively. Cases in the Total Receiving Imprisonment, Total Receiving Probation, and Fine Only categories total 100 percent of all cases. Cases missing information required for a specific analysis were excluded from that analysis. Descriptions of variables used in this analysis are provided in Appendix A.

SOURCE: U.S. Sentencing Commission, 2021 - 2025 Datafiles, USSCFY21 - USSCFY25.

Number of Sentenced Individuals Over Time



Race and Gender



Citizenship, Guilty Pleas, and Trials

