

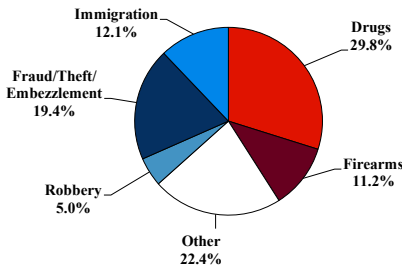
District at a Glance

Central District of California

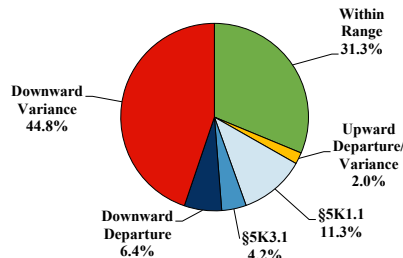
Fiscal Year 2025



Type of Crime



Sentence Imposed Relative to the Guideline Range



SENTENCING INFORMATION BY TYPE OF CRIME

	TOTAL	Immigration	Drug Trafficking	Firearms	Fraud/Theft /Embezzle	Robbery	Child Porn	Money Laundering	All Other
Total	932	113	275	104	181	47	25	41	146
Mean Sentence (months)	54	7	77	39	29	89	104	48	67
Median Sentence (months)	30	3	60	30	20	80	84	38	12

IMPRISONMENT

Total Receiving Imprisonment	825	112	265	94	152	46	25	35	96
Prison Only	795	111	255	89	145	45	24	34	92
Up to 12 Months	187	88	25	8	35	7	1	1	22
13 to 60 Months	349	23	98	64	87	13	6	22	36
61 to 120 Months	154	0	82	13	18	13	10	9	9
Over 120 Months	105	0	50	4	5	12	7	2	25
Prison and Alternatives	30	1	10	5	7	1	1	1	4

PROBATION

Total Receiving Probation	103	1	10	10	29	1	0	6	46
Probation Only	78	0	7	7	26	1	0	5	32
Probation and Alternatives	25	1	3	3	3	0	0	1	14

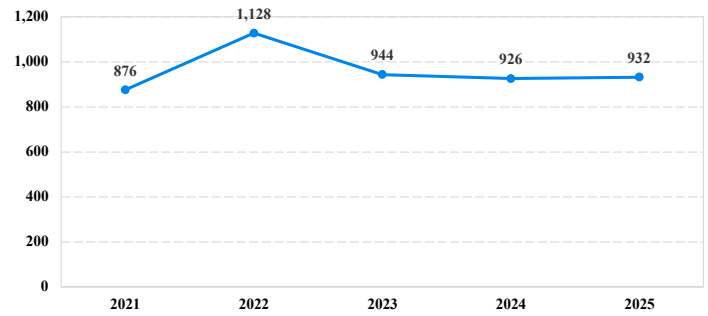
FINE ONLY

Total	4	0	0	0	0	0	0	0	4
--------------	----------	----------	----------	----------	----------	----------	----------	----------	----------

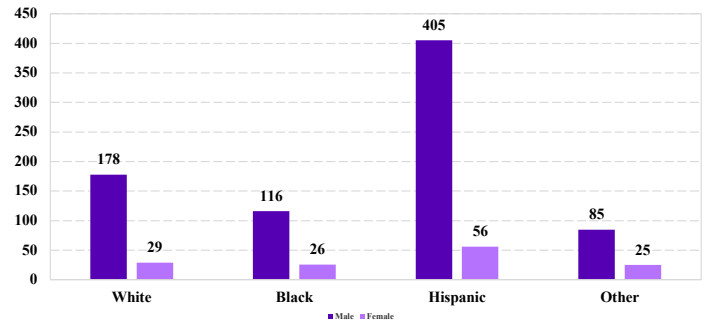
Cases with indeterminable sentence terms are excluded from the calculation of the Mean Sentence or Median Sentence category. Sentences greater than 470 months and probation were included in the sentence average computations as 470 months and zero months, respectively. Cases in the Total Receiving Imprisonment, Total Receiving Probation, and Fine Only categories total 100 percent of all cases. Cases missing information required for a specific analysis were excluded from that analysis. Descriptions of variables used in this analysis are provided in Appendix A.

SOURCE: U.S. Sentencing Commission, 2021 - 2025 Datafiles, USSCFY21 - USSCFY25.

Number of Sentenced Individuals Over Time



Race and Gender



Citizenship, Guilty Pleas, and Trials

