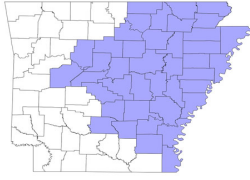


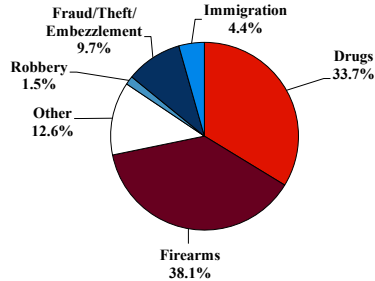
District at a Glance

Eastern District of Arkansas

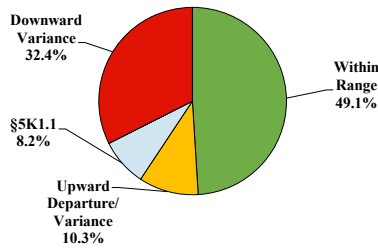
Fiscal Year 2025



Type of Crime



Sentence Imposed Relative to the Guideline Range



SENTENCING INFORMATION BY TYPE OF CRIME

	TOTAL	Immigration	Drug Trafficking	Firearms	Fraud/Theft /Embezzle	Robbery	Child Porn	Money Laundering	All Other
	475	21	160	181	46	7	14	8	38
Mean Sentence (months)	73	6	95	72	17	76	99	109	69
Median Sentence (months)	60	0	90	60	6	72	81	96	36

IMPRISONMENT

Total Receiving Imprisonment	415	16	143	172	27	7	14	7	29
Prison Only	413	16	142	172	26	7	14	7	29
Up to 12 Months	33	12	7	5	7	0	0	0	2
13 to 60 Months	169	4	41	85	18	3	3	2	13
61 to 120 Months	128	0	51	57	0	3	7	2	8
Over 120 Months	83	0	43	25	1	1	4	3	6
Prison and Alternatives	2	0	1	0	1	0	0	0	0

PROBATION

Total Receiving Probation	60	5	17	9	19	0	0	1	9
Probation Only	57	5	17	9	17	0	0	1	8
Probation and Alternatives	3	0	0	0	2	0	0	0	1

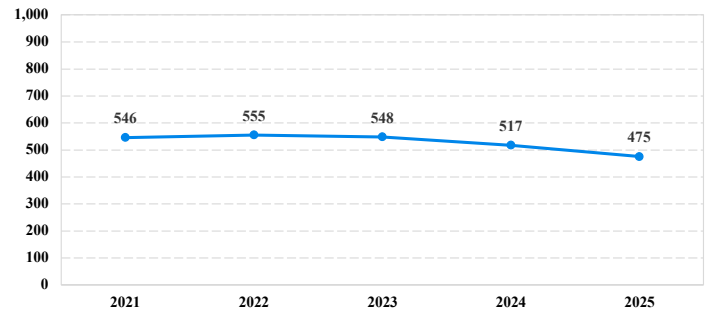
FINE ONLY

	0	0	0	0	0	0	0	0	0
--	----------	----------	----------	----------	----------	----------	----------	----------	----------

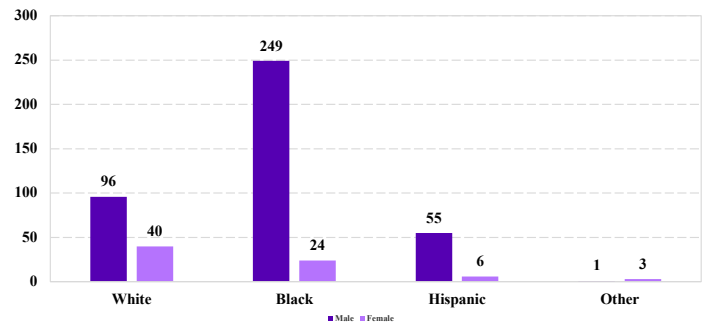
Cases with indeterminable sentence terms are excluded from the calculation of the Mean Sentence or Median Sentence category. Sentences greater than 470 months and probation were included in the sentence average computations as 470 months and zero months, respectively. Cases in the Total Receiving Imprisonment, Total Receiving Probation, and Fine Only categories total 100 percent of all cases. Cases missing information required for a specific analysis were excluded from that analysis. Descriptions of variables used in this analysis are provided in Appendix A.

SOURCE: U.S. Sentencing Commission, 2021 - 2025 Datafiles, USSCFY21 - USSCFY25.

Number of Sentenced Individuals Over Time



Race and Gender



Citizenship, Guilty Pleas, and Trials

