

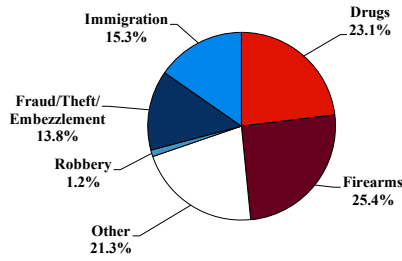
District at a Glance

Northern District of Alabama

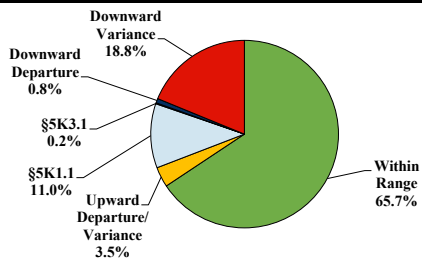
Fiscal Year 2025



Type of Crime



Sentence Imposed Relative to the Guideline Range



SENTENCING INFORMATION BY TYPE OF CRIME

	TOTAL	Immigration	Drug Trafficking	Firearms	Fraud/Theft /Embezzle	Robbery	Child Porn	Money Laundering	All Other
Total	516	79	115	131	71	6	2	10	102
Mean Sentence (months)	49	4	97	38	24	98	--	14	57
Median Sentence (months)	24	0	84	30	12	89	--	2	0

IMPRISONMENT

Total Receiving Imprisonment	410	78	111	123	53	6	2	3	34
Prison Only	401	78	108	123	49	6	2	3	32
Up to 12 Months	107	73	1	15	13	0	0	1	4
13 to 60 Months	170	5	36	89	29	2	0	1	8
61 to 120 Months	73	0	39	18	7	2	0	1	6
Over 120 Months	51	0	32	1	0	2	2	0	14
Prison and Alternatives	9	0	3	0	4	0	0	0	2

PROBATION

Total Receiving Probation	48	1	4	8	17	0	0	7	11
Probation Only	38	1	4	5	12	0	0	5	11
Probation and Alternatives	10	0	0	3	5	0	0	2	0

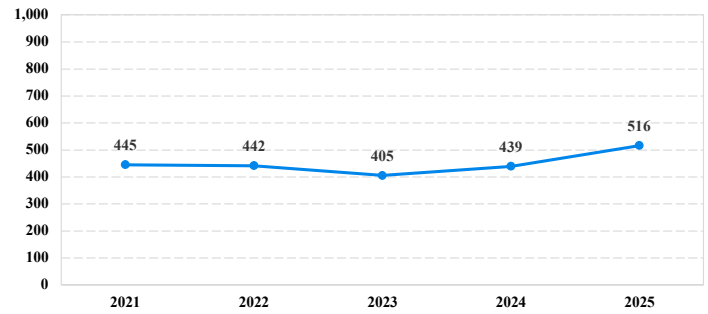
FINE ONLY

Total	58	0	0	0	1	0	0	0	57
--------------	-----------	----------	----------	----------	----------	----------	----------	----------	-----------

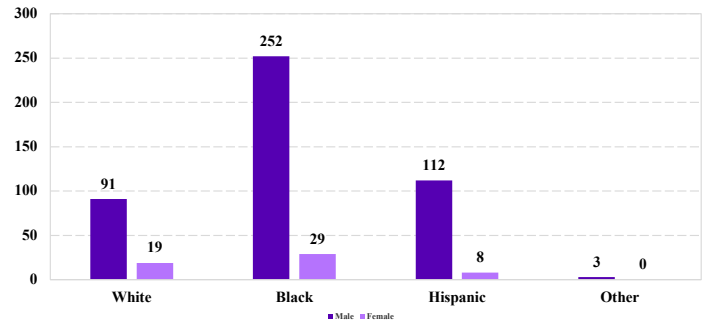
Cases with indeterminable sentence terms are excluded from the calculation of the Mean Sentence or Median Sentence category. Sentences greater than 470 months and probation were included in the sentence average computations as 470 months and zero months, respectively. Cases in the Total Receiving Imprisonment, Total Receiving Probation, and Fine Only categories total 100 percent of all cases. Cases missing information required for a specific analysis were excluded from that analysis. Descriptions of variables used in this analysis are provided in Appendix A.

SOURCE: U.S. Sentencing Commission, 2021 - 2025 Datafiles, USSCFY21 - USSCFY25.

Number of Sentenced Individuals Over Time



Race and Gender



Citizenship, Guilty Pleas, and Trials

