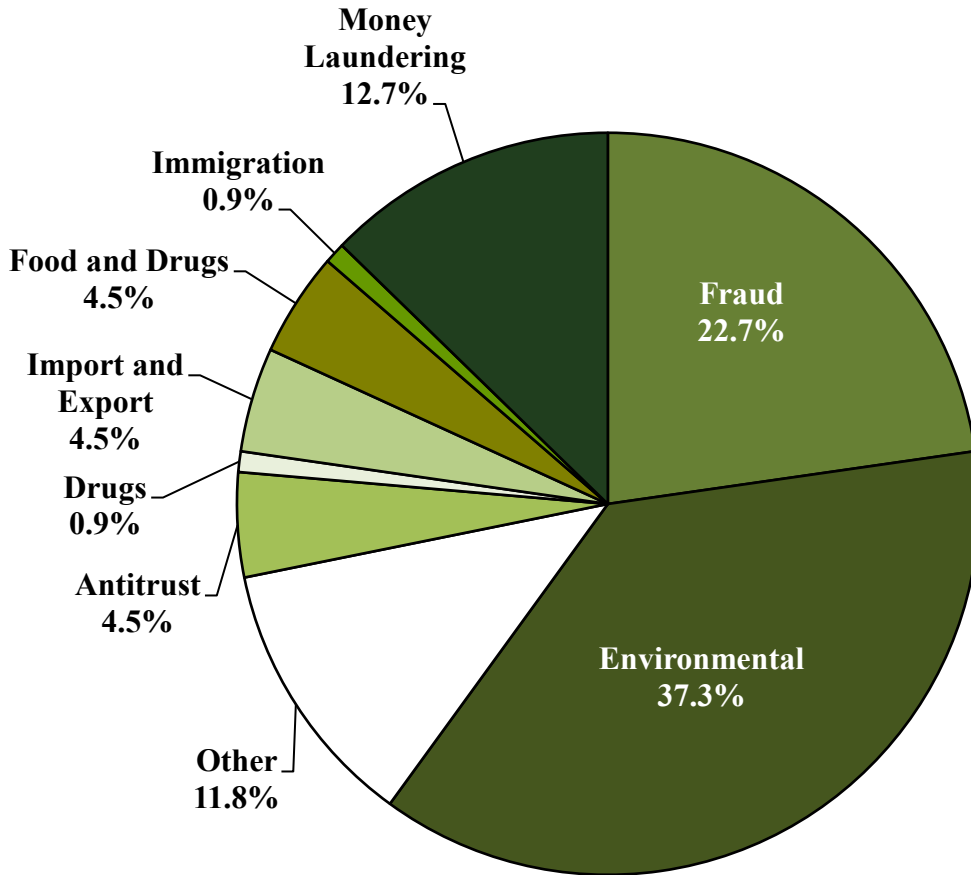


Figure O-1

SENTENCED ORGANIZATIONS BY TYPE OF CRIME¹
Fiscal Year 2025

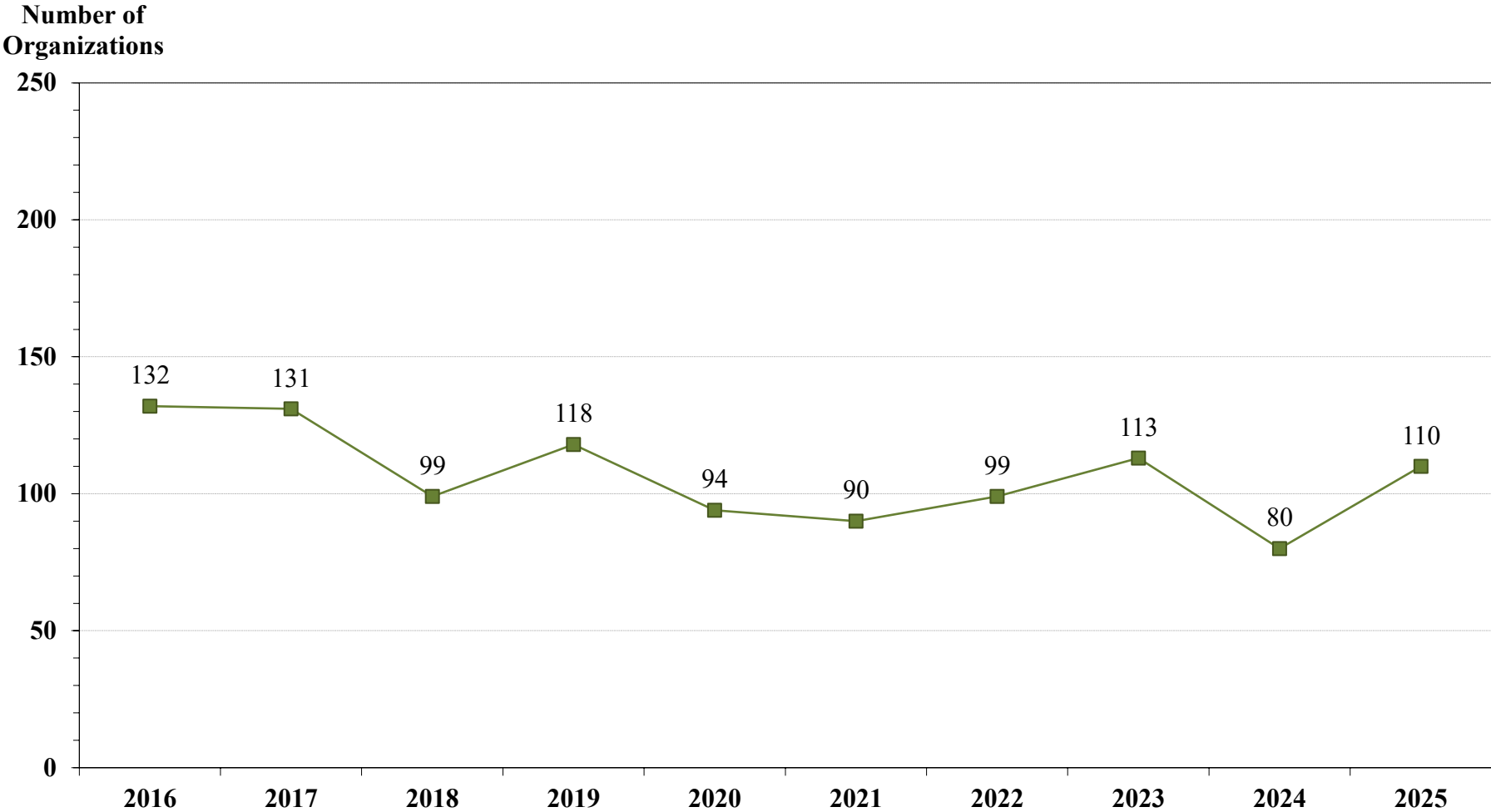


¹ This figure includes the 110 organizational cases reported to the Commission. Descriptions of variables used in this figure are provided in Appendix A.

SOURCE: U.S. Sentencing Commission, 2025 Organizational Datafile, CORPFY25.

Figure O-2

NUMBER OF SENTENCED ORGANIZATIONS OVER TIME¹
Fiscal Years 2016 - 2025

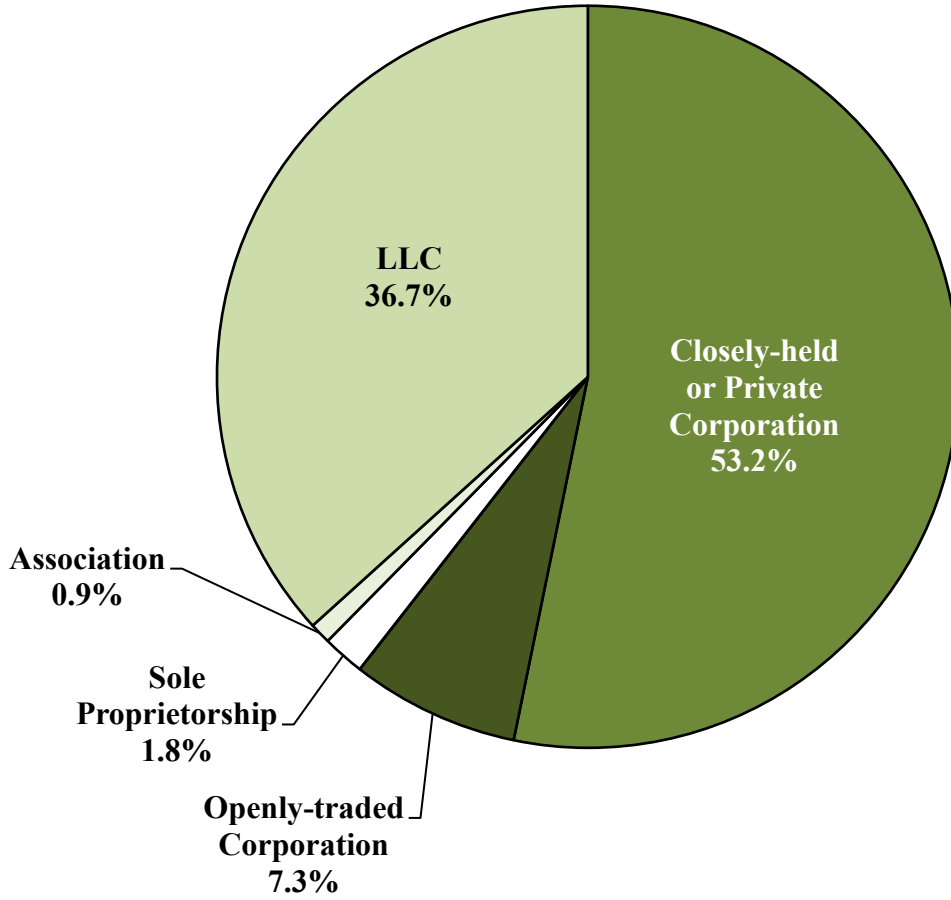


¹ Descriptions of variables used in this figure are provided in Appendix A.

SOURCE: U.S. Sentencing Commission, 2016 - 2025 Organizational Datafiles, CORPFY16 - CORPFY25.

Figure O-3

SENTENCED ORGANIZATIONS BY OWNERSHIP STRUCTURE¹
Fiscal Year 2025

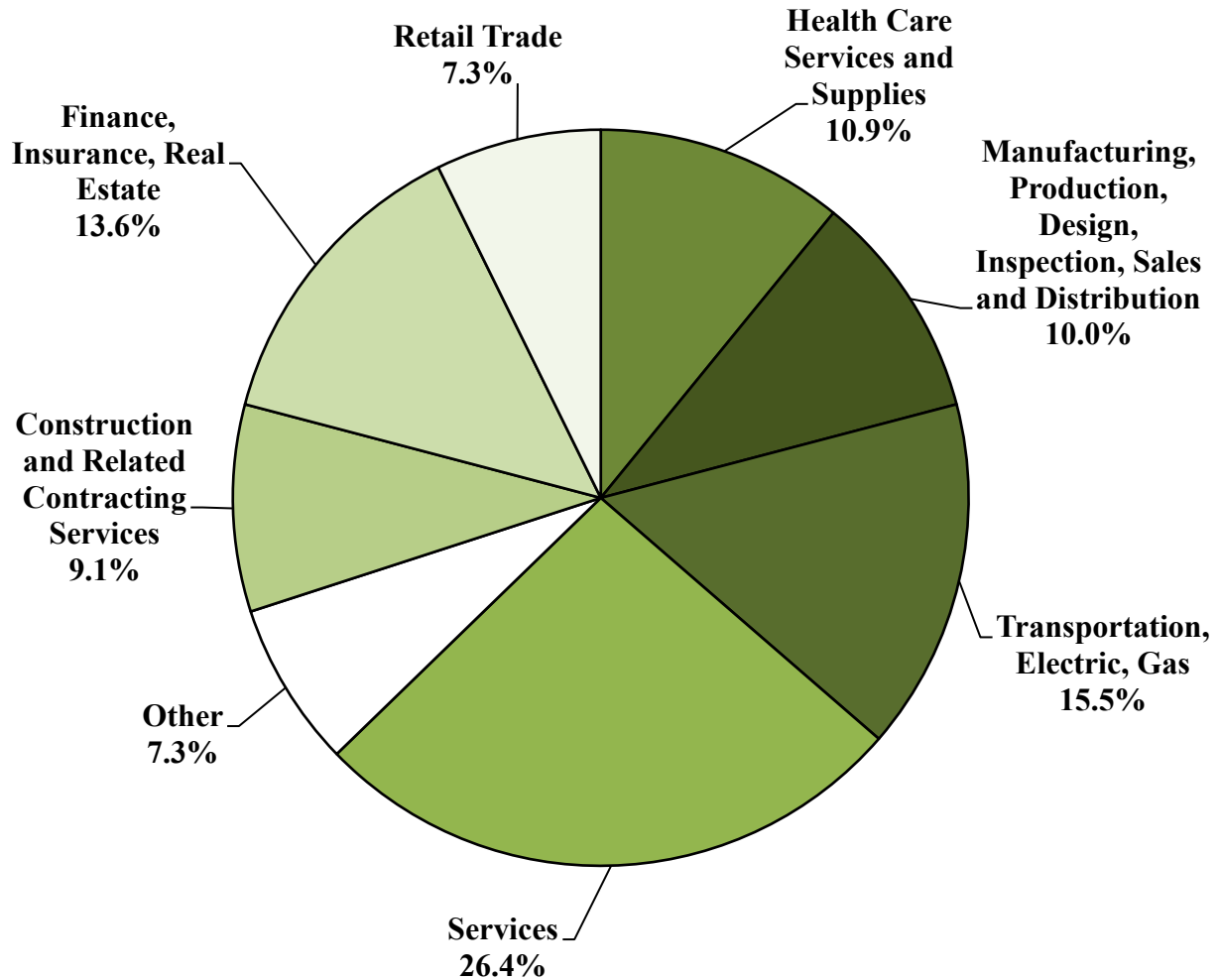


¹ Of the 110 organizational cases, one was missing information on the ownership structure of the organization. Descriptions of variables used in this figure are provided in Appendix A.

SOURCE: U.S. Sentencing Commission, 2025 Organizational Datafile, CORPFY25.

Figure O-4

SENTENCED ORGANIZATIONS BY TYPE OF BUSINESS¹
Fiscal Year 2025

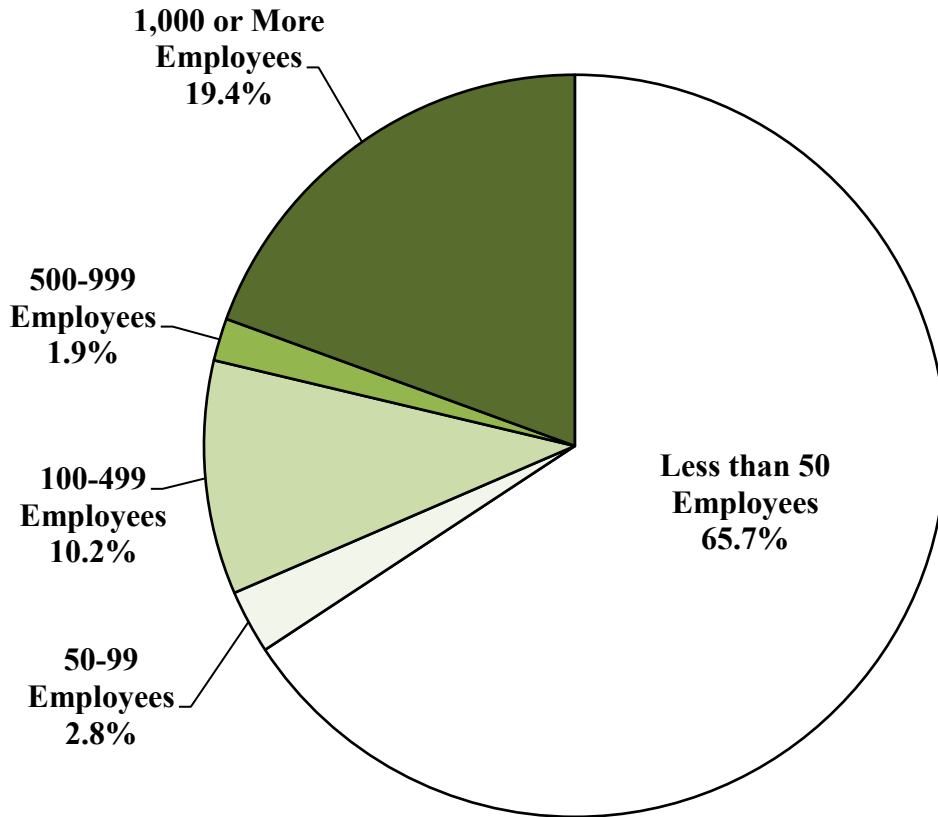


¹ This figure includes the 110 organizational cases reported to the Commission. Descriptions of variables used in this figure are provided in Appendix A.

SOURCE: U.S. Sentencing Commission, 2025 Organizational Datafile, CORPFY25.

Figure O-5

**SENTENCED ORGANIZATION SIZE
BY NUMBER OF EMPLOYEES¹
Fiscal Year 2025**



¹ Of the 110 organizational cases, two were missing information on the number of employees in the organization. Descriptions of variables used in this figure are provided in Appendix A.

SOURCE: U.S. Sentencing Commission, 2025 Organizational Datafile, CORPFY25.

Table O-1

FINE AND RESTITUTION FOR SENTENCED ORGANIZATIONS BY TYPE OF CRIME¹
Fiscal Year 2025

TYPE OF CRIME	TOTAL	NO FINE OR RESTITUTION ORDERED		FINE ORDERED/ NO RESTITUTION		RESTITUTION ORDERED/NO FINE		BOTH FINE & RESTITUTION ORDERED	
		N	%	N	%	N	%	N	%
TOTAL	110	18	16.4	61	55.5	14	12.7	17	15.5
Administration of Justice	1	0	0.0	1	100.0	0	0.0	0	0.0
Antitrust	5	0	0.0	3	60.0	1	20.0	1	20.0
Archaeological Damage	0	0	--	0	--	0	--	0	--
Public Corruption: Bribery/Gratuities/Extortion	4	0	0.0	2	50.0	0	0.0	2	50.0
Civil Rights	0	0	--	0	--	0	--	0	--
Contraband	0	0	--	0	--	0	--	0	--
Copyright/Trademark	1	0	0.0	0	0.0	0	0.0	1	100.0
Drugs	1	0	0.0	1	100.0	0	0.0	0	0.0
Environmental - Water	13	0	0.0	12	92.3	0	0.0	1	7.7
Environmental - Air	21	4	19.0	14	66.7	3	14.3	0	0.0
Environmental - Hazardous/Toxic Pollutants	5	0	0.0	3	60.0	0	0.0	2	40.0
Environmental - Wildlife	2	0	0.0	1	50.0	0	0.0	1	50.0
Import and Export	5	0	0.0	3	60.0	2	40.0	0	0.0
Firearms	2	0	0.0	2	100.0	0	0.0	0	0.0
Food, Drugs, Agricultural and Consumer Products	5	3	60.0	2	40.0	0	0.0	0	0.0
Food Stamps	0	0	--	0	--	0	--	0	--
Forgery	0	0	--	0	--	0	--	0	--
Fraud	25	3	12.0	8	32.0	8	32.0	6	24.0
Gambling	0	0	--	0	--	0	--	0	--
Immigration	1	0	0.0	1	100.0	0	0.0	0	0.0
Larceny/Theft/Embezzlement	0	0	--	0	--	0	--	0	--
Motor Vehicles	0	0	--	0	--	0	--	0	--
Money Laundering	14	8	57.1	4	28.6	0	0.0	2	14.3
Obscenity	0	0	--	0	--	0	--	0	--
Racketeering/Extortion	0	0	--	0	--	0	--	0	--
Tax	1	0	0.0	0	0.0	0	0.0	1	100.0
Other	4	0	0.0	4	100.0	0	0.0	0	0.0

¹ Of the 110 organizational cases, the court sentenced the organization to pay a fine or make restitution in 92 cases. Descriptions of variables used in this table are provided in Appendix A.

Table O-2

AMOUNT OF FINE AND RESTITUTION ORDERED FOR SENTENCED ORGANIZATIONS BY TYPE OF CRIME¹
Fiscal Year 2025

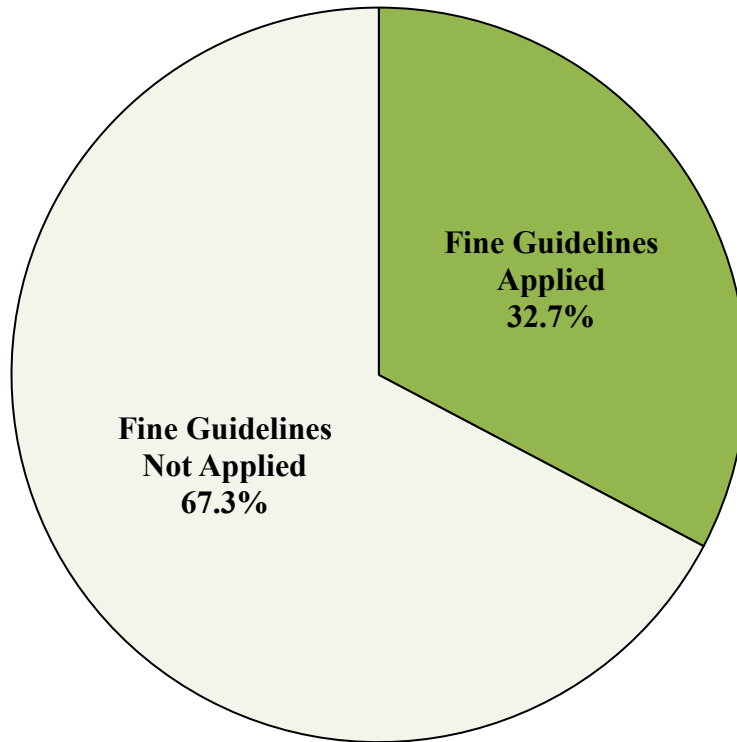
TYPE OF CRIME	FINE ORDERED				RESTITUTION ORDERED ²				FINE OR RESTITUTION ORDERED			
	N	Mean	Median	Sum	N	Mean	Median	Sum	N	Mean	Median	Sum
TOTAL	78	\$38,323,699	\$500,000	\$2,989,248,537	31	\$8,334,442	\$317,388	\$258,367,694	92	\$35,300,176	\$608,775	\$3,247,616,231
Administration of Justice	1	--	--	--	0	--	--	--	1	--	--	--
Antitrust	4	\$311,350	\$215,731	\$1,245,401	2	--	--	--	5	\$339,137	\$141,511	\$1,695,686
Archaeological Damage	0	--	--	--	0	--	--	--	0	--	--	--
Public Corruption: Bribery/Gratuity/Extortion	4	\$27,045,000	\$36,000,000	\$108,180,000	2	--	--	--	4	\$37,045,000	\$46,000,000	\$148,180,000
Civil	0	--	--	--	0	--	--	--	0	--	--	--
Contraband	0	--	--	--	0	--	--	--	0	--	--	--
Copyright/Trademark	1	--	--	--	1	--	--	--	1	--	--	--
Drugs	1	--	--	--	0	--	--	--	1	--	--	--
Environmental - Water	13	\$2,135,000	\$1,125,000	\$27,755,000	1	--	--	--	13	\$2,136,538	\$1,125,000	\$27,775,000
Environmental - Air	14	\$37,496,394	\$77,500	\$524,949,510	3	\$317,388	\$317,388	\$952,164	17	\$30,935,393	\$100,000	\$525,901,674
Environmental - Hazardous/Toxic Pollutants	5	\$490,000	\$400,000	\$2,450,000	2	--	--	--	5	\$493,515	\$400,000	\$2,467,575
Environmental - Wildlife	2	--	--	--	1	--	--	--	2	--	--	--
Import and Export	3	\$27,896,169	\$5,600,000	\$83,688,508	2	--	--	--	5	\$19,091,260	\$5,883,896	\$95,456,300
Firearms	2	--	--	--	0	--	--	--	2	--	--	--
Food, Drugs, Agricultural & Consumer Products	2	--	--	--	0	--	--	--	2	--	--	--
Food Stamps	0	--	--	--	0	--	--	--	0	--	--	--
Forgery	0	--	--	--	0	--	--	--	0	--	--	--
Fraud	14	\$10,229,130	\$414,030	\$143,207,821	14	\$10,238,019	\$546,933	\$143,332,268	22	\$13,024,550	\$550,001	\$286,540,089
Gambling	0	--	--	--	0	--	--	--	0	--	--	--
Immigration	1	--	--	--	0	--	--	--	1	--	--	--
Larceny/Theft/Embezzlement	0	--	--	--	0	--	--	--	0	--	--	--
Motor Vehicles	0	--	--	--	0	--	--	--	0	--	--	--
Money Laundering	6	\$274,418,930	\$55,750,000	\$1,646,513,578	2	--	--	--	6	\$277,048,877	\$63,566,916	\$1,662,293,264
Obscenity	0	--	--	--	0	--	--	--	0	--	--	--
Racketeering/Extortion	0	--	--	--	0	--	--	--	0	--	--	--
Tax	1	--	--	--	1	--	--	--	1	--	--	--
Other	4	\$49,717,907	\$42,728,815	\$198,871,629	0	--	--	--	4	\$49,717,907	\$42,728,815	\$198,871,629

¹ Of the 110 organizational cases, the court sentenced the organization to pay a fine or make restitution in 92 cases. Fine information includes either fines and/or the cost of supervision. Descriptions of variables used in this table are provided in Appendix A.

² In cases of joint and several restitution, the full amount of restitution is attributed to each sentenced organization, which may result in overinflation of the mean and total amount of restitution reported for all sentenced organizations.

Figure O-6

APPLICATION OF CHAPTER EIGHT FINE GUIDELINES¹
Fiscal Year 2025



¹ This figure includes the 110 organizational cases reported to the Commission. Descriptions of variables used in this figure are provided in Appendix A.

SOURCE: U.S. Sentencing Commission, 2025 Organizational Datafile, CORPFY25.

Table O-3

**CHAPTER EIGHT SENTENCING COMPONENTS
FOR SENTENCED ORGANIZATIONS¹
Fiscal Year 2025**

SENTENCING COMPONENTS

Disposition	N	%
Guilty Plea	101	91.8
Nolo Contendere	0	0.0
Bench Trial	0	0.0
Trial By Jury	9	8.2
TOTAL	110	100.0
Probation²		
Probation Ordered	84	76.4
Probation Not Ordered	26	23.6
TOTAL	110	100.0
Court Ordered Compliance/Ethics		
Program Ordered	18	16.4
No Program Ordered	92	83.6
TOTAL	110	100.0
Inability to Pay		
Fine Reduced - Organization Unable to Pay ³	23	20.9
Organization Able to Pay	87	79.1
TOTAL	110	100.0

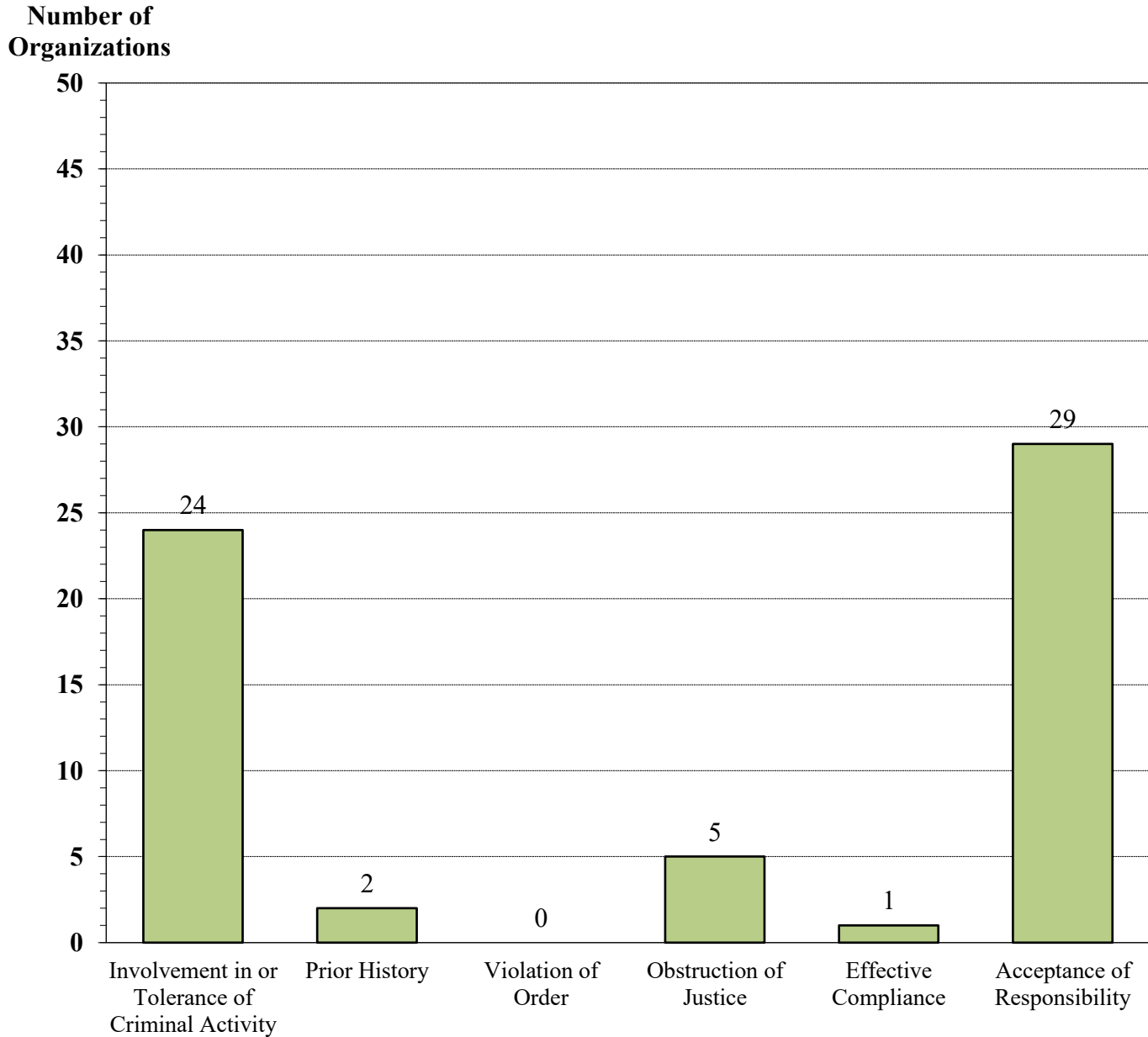
¹ Descriptions of variables used in this table are provided in Appendix A. A discussion of a compliance and ethics program can be found in USSG §8C2.5.

² The 'Probation Ordered' category consists of cases in which at least one month of probation was ordered. The 'Probation Not Ordered' category consists of cases in which less than one month of probation was ordered, or no probation was ordered.

³ Organizations in this category were unable to pay either a portion of the fine or the entire fine.

Figure O-7

**CULPABILITY FACTORS APPLIED TO DETERMINE FINES IMPOSED
ON SENTENCED ORGANIZATIONS¹
Fiscal Year 2025**



¹ Of the 110 organizational cases, the fine guideline was applied in 36 cases. Courts may apply multiple factors, so the total number of factors may exceed the number of cases in which a culpability factor was applied. A description of Chapter Eight culpability factors can be found in USSG §8C2.5. Descriptions of variables used in this figure are provided in Appendix A.

SOURCE: U.S. Sentencing Commission, 2025 Organizational Datafile, CORPFY25.

Table O-4

CULPABILITY FACTORS FOR SENTENCED ORGANIZATIONS¹
Fiscal Year 2025

Involvement in or Tolerance of Criminal Activity by Authority - §8C2.5(b)	N	%
Involvement/tolerance in an organization/unit of 5,000+ employees	3	8.3
Involvement/tolerance in an organization/unit of 1,000+ employees	0	0.0
Involvement/tolerance in an organization/unit of 200+ employees	3	8.3
Involvement/tolerance in an organization/unit of 50+ employees	9	25.0
Involvement/tolerance in an organization/unit of ten or more employees	9	25.0
No involvement/tolerance OR fewer than ten employees	12	33.3
TOTAL	36	100.0
<hr/>		
Prior History - §8C2.5(c)	N	%
One similar criminal/two similar administrative violations within ten years	0	0.0
One similar criminal/two similar administrative violations within five years	2	5.6
Organization had no prior record	34	94.4
TOTAL	36	100.0
<hr/>		
Violation of an Order - §8C2.5(d)	N	%
Organization violated a judicial order or condition of probation for similar conduct	0	0.0
Organization violated condition of probation	0	0.0
Organization did not violate an order or probation	36	100.0
TOTAL	36	100.0
<hr/>		
Obstruction of Justice - §8C2.5(e)	N	%
Organization obstructed justice	5	13.9
Organization did not obstruct justice	31	86.1
TOTAL	36	100.0
<hr/>		
Effective Compliance and Ethics Program - §8C2.5(f)	N	%
Organization did have an effective compliance and ethics program	1	2.8
Organization had no compliance and ethics program	35	97.2
TOTAL	36	100.0
<hr/>		
Self-Reporting, Cooperation, and Acceptance of Responsibility - §8C2.5(g)	N	%
Reported offense to governmental authorities	0	0.0
Cooperated with investigation	15	41.7
Accepted responsibility	14	38.9
Organization did not self-report, cooperate, or accept responsibility	7	19.4
TOTAL	36	100.0

¹ Of the 110 organizational cases, the fine guideline was applied in 36 cases. For the remaining 74 cases, the fine guideline was not applied or data on the application of the fine guidelines were missing. A description of Chapter Eight culpability factors can be found in USSG §8C2.5. Descriptions of variables used in this table are provided in Appendix A.