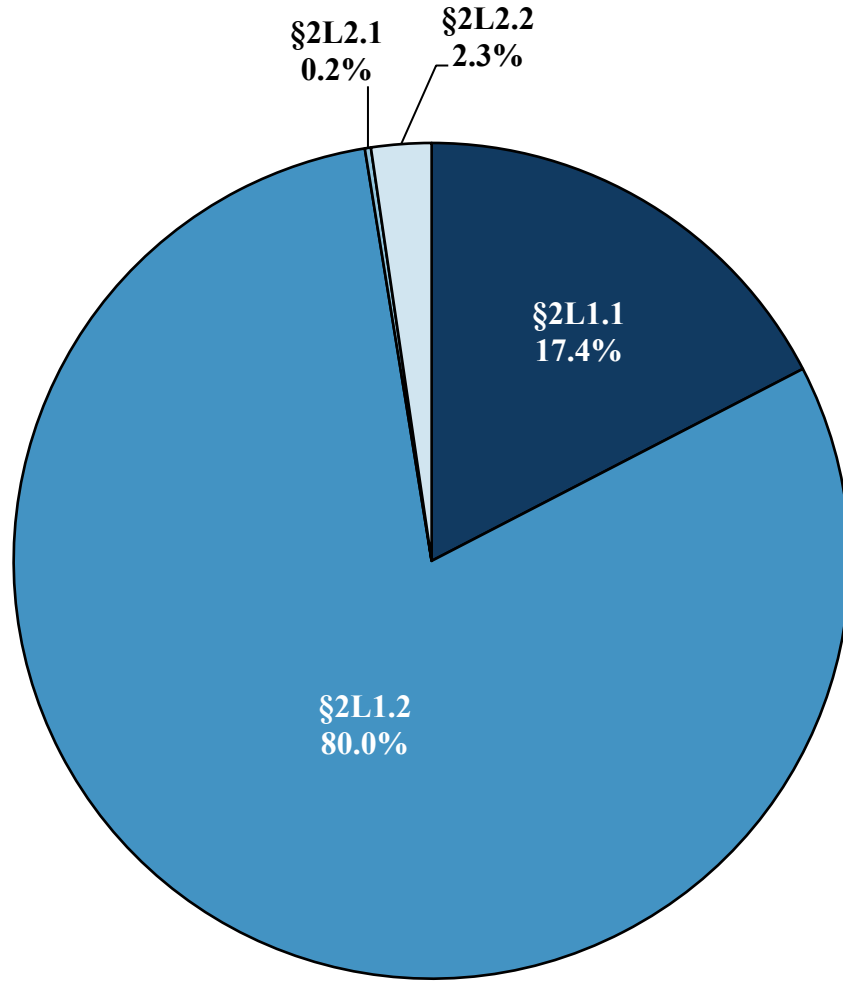


Figure I-1

**DISTRIBUTION OF IMMIGRATION CASES
BY GUIDELINE¹
Fiscal Year 2025**



¹ Of the 66,662 cases, in 22,743 the individual was sentenced under §§2L1.1 (Alien Smuggling), 2L1.2 (Unlawful Entering or Remaining in the United States), 2L2.1 (Trafficking in Immigration Documents, or Making False or Fraudulent Immigration Statements), or 2L2.2 (Acquiring Fraudulent Immigration Documents). Descriptions of variables used in this figure are provided in Appendix A.

SOURCE: U.S. Sentencing Commission, 2025 Datafile, USSCFY25.

Table I-1**RACE OF SENTENCED INDIVIDUALS IN IMMIGRATION CASES¹
Fiscal Year 2025**

GUIDELINE	TOTAL	WHITE		BLACK		HISPANIC		OTHER	
		N	%	N	%	N	%	N	%
TOTAL	22,462	460	2.0	381	1.7	21,488	95.7	133	0.6
§2L1.1	3,956	338	8.5	294	7.4	3,236	81.8	88	2.2
§2L1.2	17,938	100	0.6	64	0.4	17,759	99.0	15	0.1
§2L2.1	53	4	7.5	3	5.7	25	47.2	21	39.6
§2L2.2	515	18	3.5	20	3.9	468	90.9	9	1.7

¹ Of the 66,662 cases, in 22,743 the individual was sentenced under §§2L1.1 (Alien Smuggling), 2L1.2 (Unlawful Entering or Remaining in the United States), 2L2.1 (Trafficking in Immigration Documents, or Making False or Fraudulent Immigration Statements), or 2L2.2 (Acquiring Fraudulent Immigration Documents). Of these 22,743 cases, 281 were excluded due to missing information on the individual's race. Descriptions of variables used in this table are provided in Appendix A.

SOURCE: U.S. Sentencing Commission, 2025 Datafile, USSCFY25.

Table I-2

GENDER OF SENTENCED INDIVIDUALS IN IMMIGRATION CASES¹
Fiscal Year 2025

GUIDELINE	TOTAL	MALE		FEMALE	
		N	%	N	%
TOTAL	22,713	20,940	92.2	1,773	7.8
§2L1.1	3,957	3,156	79.8	801	20.2
§2L1.2	18,174	17,330	95.4	844	4.6
§2L2.1	53	36	67.9	17	32.1
§2L2.2	529	418	79.0	111	21.0

¹ Of the 66,662 cases, in 22,743 the individual was sentenced under §§2L1.1 (Alien Smuggling), 2L1.2 (Unlawful Entering or Remaining in the United States), 2L2.1 (Trafficking in Immigration Documents, or Making False or Fraudulent Immigration Statements), or 2L2.2 (Acquiring Fraudulent Immigration Documents). Of these 22,743 cases, 30 were excluded due to missing information on the individual's gender. Descriptions of variables used in this table are provided in Appendix A.

SOURCE: U.S. Sentencing Commission, 2025 Datafile, USSCFY25.

Table I-3

AGE OF SENTENCED INDIVIDUALS IN IMMIGRATION CASES¹
Fiscal Year 2025

GUIDELINE	TOTAL	Under 21		21 to 25		26 to 30		31 to 35		36 to 40		41 to 50		51 to 60		Over 60	
		N	%	N	%	N	%	N	%	N	%	N	%	N	%	N	%
TOTAL	22,743	824	3.6	2,472	10.9	3,413	15.0	4,090	18.0	4,009	17.6	5,607	24.7	1,927	8.5	401	1.8
§2L1.1	3,957	375	9.5	916	23.1	716	18.1	606	15.3	463	11.7	562	14.2	237	6.0	82	2.1
§2L1.2	18,204	411	2.3	1,476	8.1	2,600	14.3	3,405	18.7	3,473	19.1	4,926	27.1	1,628	8.9	285	1.6
§2L2.1	53	0	0.0	0	0.0	3	5.7	8	15.1	10	18.9	16	30.2	11	20.8	5	9.4
§2L2.2	529	38	7.2	80	15.1	94	17.8	71	13.4	63	11.9	103	19.5	51	9.6	29	5.5

¹ Of the 66,662 cases, in 22,743 the individual was sentenced under §§2L1.1 (Alien Smuggling), 2L1.2 (Unlawful Entering or Remaining in the United States), 2L2.1 (Trafficking in Immigration Documents, or Making False or Fraudulent Immigration Statements), or 2L2.2 (Acquiring Fraudulent Immigration Documents). Descriptions of variables used in this table are provided in Appendix A.

SOURCE: U.S. Sentencing Commission, 2025 Datafile, USSCFY25.

Table I-4

CITIZENSHIP OF SENTENCED INDIVIDUALS IN IMMIGRATION CASES¹
Fiscal Year 2025

GUIDELINE	TOTAL	U.S. CITIZEN		NON-U.S. CITIZEN		Resident/ Legal Alien	Illegal Alien	Extradited Alien	Alien Status Unknown
		N	%	N	%	N	N	N	N
TOTAL	22,741	2,593	11.4	20,148	88.6	264	19,826	1	57
§2L1.1	3,957	2,535	64.1	1,422	35.9	220	1,178	1	23
§2L1.2	18,204	0	0.0	18,204	100.0	11	18,168	0	25
§2L2.1	53	26	49.1	27	50.9	6	20	0	1
§2L2.2	527	32	6.1	495	93.9	27	460	0	8

¹ Of the 66,662 cases, in 22,743 the individual was sentenced under §§2L1.1 (Alien Smuggling), 2L1.2 (Unlawful Entering or Remaining in the United States), 2L2.1 (Trafficking in Immigration Documents, or Making False or Fraudulent Immigration Statements), or 2L2.2 (Acquiring Fraudulent Immigration Documents). Of these 22,743 cases, two were excluded due to missing information on the individual's citizenship status. Descriptions of variables used in this table are provided in Appendix A.

SOURCE: U.S. Sentencing Commission, 2025 Datafile, USSCFY25.

Table I-5

**CRIMINAL HISTORY CATEGORY AND CITIZENSHIP OF SENTENCED INDIVIDUALS
IN IMMIGRATION CASES¹
Fiscal Year 2025**

CHC		Total		§2L1.1		§2L1.2		§2L2.1		§2L2.2	
		N	%	N	%	N	%	N	%	N	%
I	Total	12,191	100.0	2,813	100.0	8,886	100.0	47	100.0	445	100.0
	U.S. Citizen	1,582	13.0	1,540	54.7	0	0.0	22	46.8	20	4.5
	Non-U.S. Citizen	10,609	87.0	1,273	45.3	8,886	100.0	25	53.2	425	95.5
II	Total	5,170	100.0	450	100.0	4,674	100.0	2	100.0	44	100.0
	U.S. Citizen	374	7.2	368	81.8	0	0.0	1	50.0	5	11.4
	Non-U.S. Citizen	4,796	92.8	82	18.2	4,674	100.0	1	50.0	39	88.6
III	Total	3,322	100.0	344	100.0	2,953	100.0	4	100.0	21	100.0
	U.S. Citizen	311	9.4	304	88.4	0	0.0	3	75.0	4	19.0
	Non-U.S. Citizen	3,011	90.6	40	11.6	2,953	100.0	1	25.0	17	81.0
IV	Total	1,116	100.0	159	100.0	950	100.0	0	100.0	7	100.0
	U.S. Citizen	144	12.9	143	89.9	0	0.0	0	--	1	14.3
	Non-U.S. Citizen	972	87.1	16	10.1	950	100.0	0	--	6	85.7
V	Total	609	100.0	100	100.0	503	100.0	0	100.0	6	100.0
	U.S. Citizen	94	15.4	93	93.0	0	0.0	0	--	1	16.7
	Non-U.S. Citizen	515	84.6	7	7.0	503	100.0	0	--	5	83.3
VI	Total	333	100.0	91	100.0	238	100.0	0	100.0	4	100.0
	U.S. Citizen	88	26.4	87	95.6	0	0.0	0	--	1	25.0
	Non-U.S. Citizen	245	73.6	4	4.4	238	100.0	0	--	3	75.0

¹ Of the 66,662 cases, in 22,743 the individual was sentenced under §§2L1.1 (Alien Smuggling), 2L1.2 (Unlawful Entering or Remaining in the United States), 2L2.1 (Trafficking in Immigration Documents, or Making False or Fraudulent Immigration Statements), or 2L2.2 (Acquiring Fraudulent Immigration Documents). Of these 22,743 cases, two were excluded due to missing information on the individual's citizenship status. Descriptions of variables used in this table are provided in Appendix A.

SOURCE: U.S. Sentencing Commission, 2025 Datafile, USSCFY25.

Table I-6

EDUCATION OF SENTENCED INDIVIDUALS IN IMMIGRATION CASES¹
Fiscal Year 2025

GUIDELINE	TOTAL	LESS THAN HIGH SCHOOL GRADUATE		HIGH SCHOOL GRADUATE		SOME COLLEGE		COLLEGE GRADUATE	
		N	%	N	%	N	%	N	%
TOTAL	21,200	15,822	74.6	3,733	17.6	1,339	6.3	306	1.4
§2L1.1	3,941	1,952	49.5	1,289	32.7	620	15.7	80	2.0
§2L1.2	16,720	13,567	81.1	2,315	13.8	661	4.0	177	1.1
§2L2.1	51	15	29.4	11	21.6	10	19.6	15	29.4
§2L2.2	488	288	59.0	118	24.2	48	9.8	34	7.0

¹ Of the 66,662 cases, in 22,743 the individual was sentenced under §§2L1.1 (Alien Smuggling), 2L1.2 (Unlawful Entering or Remaining in the United States), 2L2.1 (Trafficking in Immigration Documents, or Making False or Fraudulent Immigration Statements), or 2L2.2 (Acquiring Fraudulent Immigration Documents). Of these 22,743 cases, 1,543 were excluded due to missing information on the individual's education. Descriptions of variables used in this table are provided in Appendix A.

SOURCE: U.S. Sentencing Commission, 2025 Datafile, USSCFY25.

Table I-7

SENTENCE IMPOSED RELATIVE TO THE GUIDELINE RANGE FOR IMMIGRATION CASES¹
Fiscal Year 2025

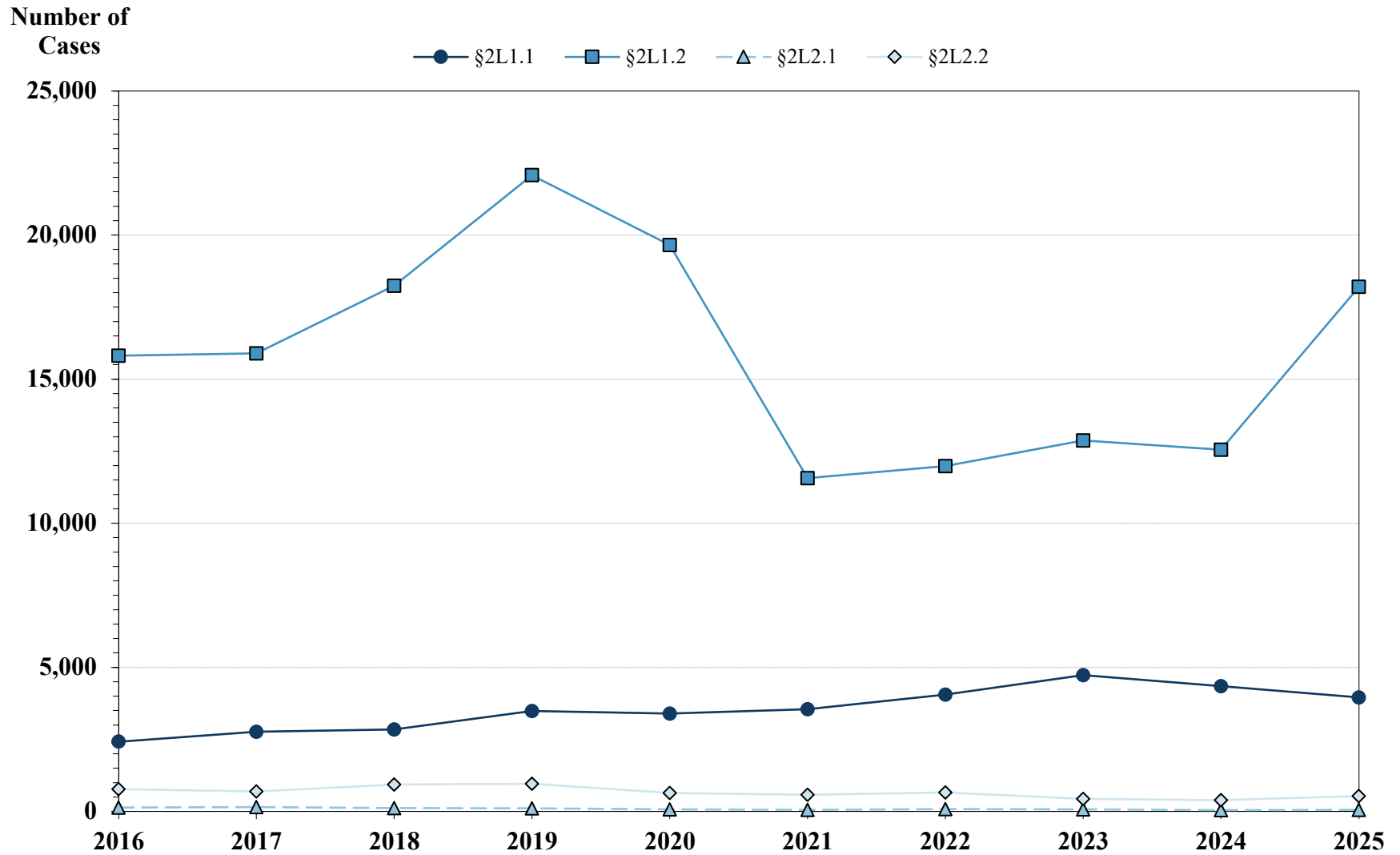
GUIDELINE	TOTAL	WITHIN GUIDELINE RANGE		DEPARTURE								VARIANCE	
		N	%	UPWARD		§5K1.1		§5K3.1		DOWNWARD		N	%
				N	%	N	%	N	%	N	%		
TOTAL	22,738	15,583	68.5	42	0.2	186	0.8	3,006	13.2	475	2.1	3,446	15.2
§2L1.1	3,956	2,099	53.1	7	0.2	142	3.6	926	23.4	55	1.4	727	18.4
§2L1.2	18,200	12,985	71.3	35	0.2	36	0.2	2,078	11.4	415	2.3	2,651	14.6
§2L2.1	53	31	58.5	0	0.0	6	11.3	0	0.0	5	9.4	11	20.8
§2L2.2	529	468	88.5	0	0.0	2	0.4	2	0.4	0	0.0	57	10.8

¹ Of the 66,662 cases, in 22,743 the individual was sentenced under §§2L1.1 (Alien Smuggling), 2L1.2 (Unlawful Entering or Remaining in the United States), 2L2.1 (Trafficking in Immigration Documents, or Making False or Fraudulent Immigration Statements), or 2L2.2 (Acquiring Fraudulent Immigration Documents). Of these 22,743 cases, five were excluded because information was missing from the submitted documents that prevented the comparison of the sentence and the guideline range. Descriptions of variables used in this table are provided in Appendix A.

SOURCE: U.S. Sentencing Commission, 2025 Datafile, USSCFY25.

Figure I-2

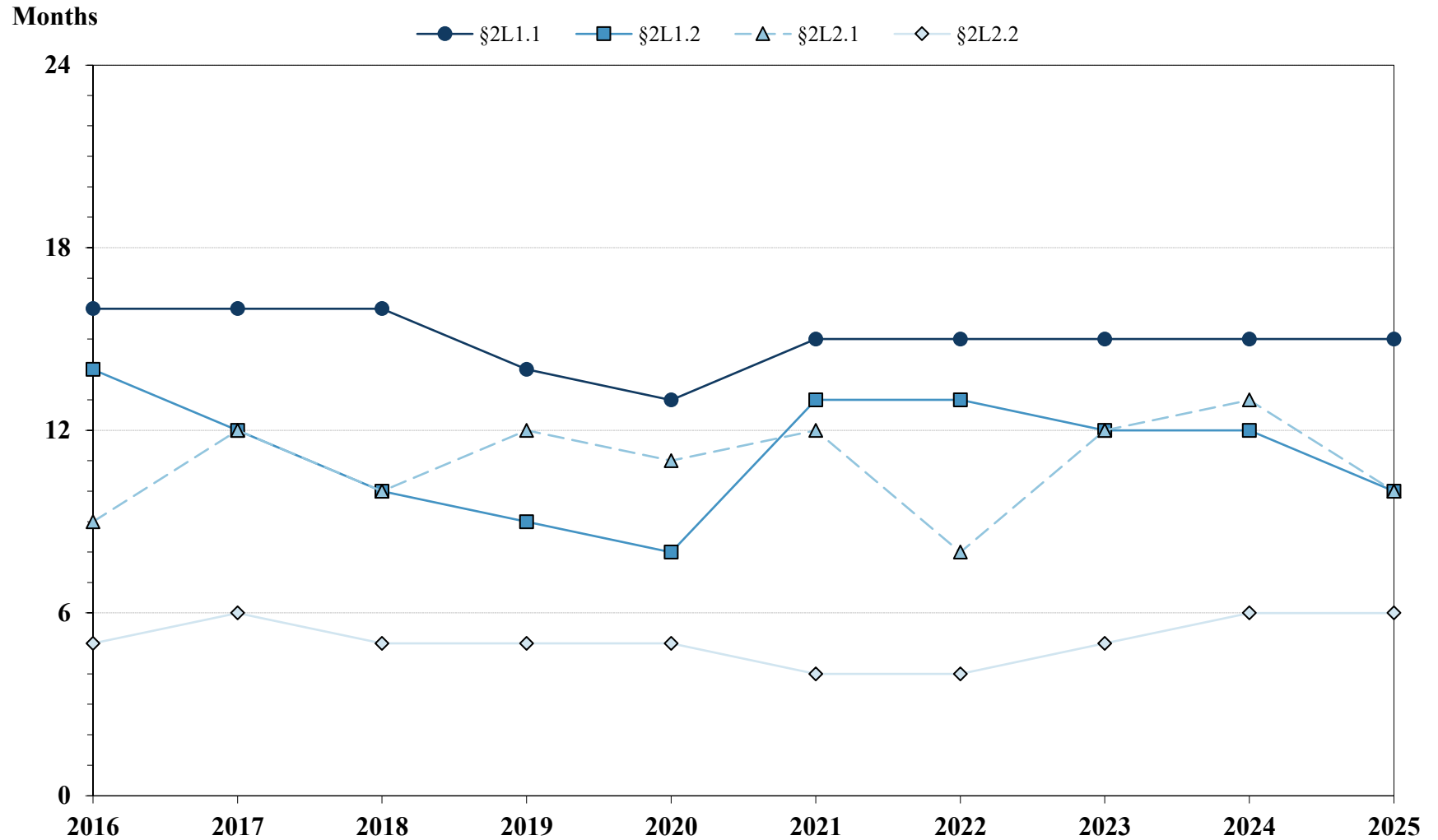
NUMBER OF IMMIGRATION CASES OVER TIME¹
Fiscal Years 2016 - 2025



¹ Only individuals sentenced under §§2L1.1 (Alien Smuggling), 2L1.2 (Unlawful Entering or Remaining in the United States), 2L2.1 (Trafficking in Immigration Documents, or Making False or Fraudulent Immigration Statements), or 2L2.2 (Acquiring Fraudulent Immigration Documents) are depicted in this figure. Descriptions of variables used in this figure are provided in Appendix A.

Figure I-3

SENTENCE LENGTH IN IMMIGRATION CASES OVER TIME¹
Fiscal Years 2016 - 2025



¹ Only individuals sentenced under §§2L1.1 (Alien Smuggling), 2L1.2 (Unlawful Entering or Remaining in the United States), 2L2.1 (Trafficking in Immigration Documents, or Making False or Fraudulent Immigration Statements), or 2L2.2 (Acquiring Fraudulent Immigration Documents) are depicted in this figure. Sentences of 470 months or greater (including life) and probation were included in the sentence average computations as 470 months and zero months, respectively. The information in this figure includes conditions of confinement as described in USSG §5C1.1. Cases missing sentencing information were also excluded. Descriptions of variables used in this figure are provided in Appendix A.