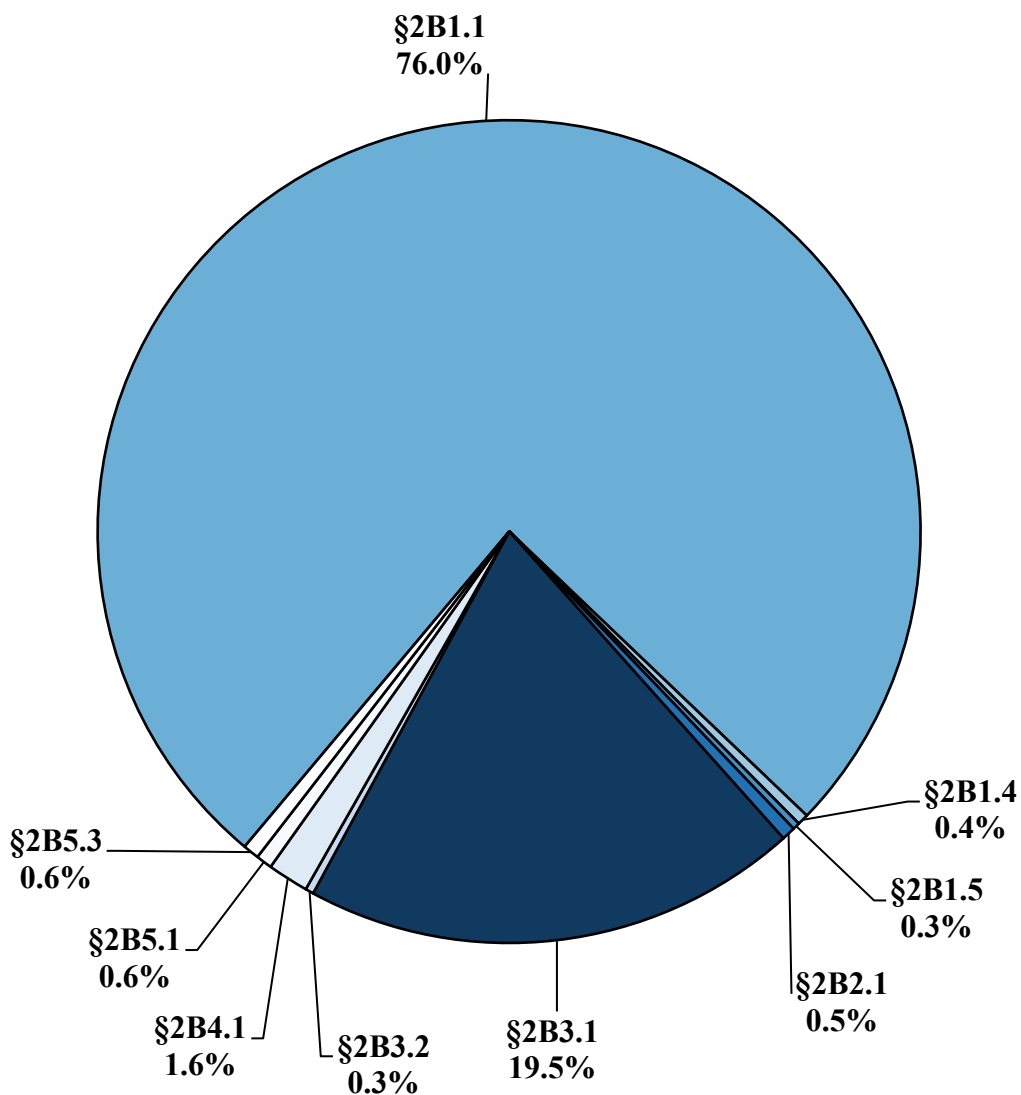


Figure E-1

**DISTRIBUTION OF ECONOMIC OFFENSE CASES
BY GUIDELINE¹
Fiscal Year 2025**



¹ Of the 66,662 cases, in 6,389 the individual was sentenced under USSG Chapter Two, Part B (Basic Economic Offenses). Of these, 6,320 individuals were sentenced under §§2B1.1 (Theft, Property Destruction, and Fraud Offenses), 2B1.4 (Insider Trading), 2B1.5 (Cultural Heritage Resources), 2B2.1 (Burglary), 2B3.1 (Robbery), 2B3.2 (Extortion), 2B4.1 (Bribery), 2B5.1 (Counterfeiting), or 2B5.3 (Copyright). Descriptions of variables used in this figure are provided in Appendix A.

SOURCE: U.S. Sentencing Commission, 2025 Datafile, USSCFY25.

Table E-1

RACE OF SENTENCED INDIVIDUALS IN ECONOMIC OFFENSE CASES¹
Fiscal Year 2025

GUIDELINE	TOTAL	WHITE		BLACK		HISPANIC		OTHER	
		N	%	N	%	N	%	N	%
TOTAL	6,301	2,001	31.8	2,730	43.3	1,168	18.5	402	6.4
§2B1.1	4,787	1,737	36.3	1,849	38.6	885	18.5	316	6.6
§2B1.4	28	19	67.9	2	7.1	3	10.7	4	14.3
§2B1.5	18	16	88.9	1	5.6	1	5.6	0	0.0
§2B2.1	34	5	14.7	11	32.4	4	11.8	14	41.2
§2B3.1	1,232	137	11.1	814	66.1	240	19.5	41	3.3
§2B3.2	20	9	45.0	4	20.0	6	30.0	1	5.0
§2B4.1	102	46	45.1	21	20.6	21	20.6	14	13.7
§2B5.1	40	14	35.0	22	55.0	2	5.0	2	5.0
§2B5.3	40	18	45.0	6	15.0	6	15.0	10	25.0

¹ Of the 66,662 cases, in 6,389 the individual was sentenced under USSG Chapter Two, Part B (Basic Economic Offenses). Of these, 6,320 individuals were sentenced under §§2B1.1 (Theft, Property Destruction, and Fraud Offenses), 2B1.4 (Insider Trading), 2B1.5 (Cultural Heritage Resources), 2B2.1 (Burglary), 2B3.1 (Robbery), 2B3.2 (Extortion), 2B4.1 (Bribery), 2B5.1 (Counterfeiting), or 2B5.3 (Copyright). Of these 6,320 cases, 19 were excluded due to missing information on the individual's race. Descriptions of variables used in this table are provided in Appendix A.

SOURCE: U.S. Sentencing Commission, 2025 Datafile, USSCFY25.

Table E-2

GENDER OF SENTENCED INDIVIDUALS IN ECONOMIC OFFENSE CASES¹
Fiscal Year 2025

GUIDELINE	TOTAL	MALE		FEMALE	
		N	%	N	%
TOTAL	6,320	4,777	75.6	1,543	24.4
§2B1.1	4,804	3,384	70.4	1,420	29.6
§2B1.4	28	26	92.9	2	7.1
§2B1.5	18	15	83.3	3	16.7
§2B2.1	34	30	88.2	4	11.8
§2B3.1	1,233	1,167	94.6	66	5.4
§2B3.2	21	20	95.2	1	4.8
§2B4.1	102	72	70.6	30	29.4
§2B5.1	40	33	82.5	7	17.5
§2B5.3	40	30	75.0	10	25.0

¹ Of the 66,662 cases, in 6,389 the individual was sentenced under USSG Chapter Two, Part B (Basic Economic Offenses). Of these, 6,320 individuals were sentenced under §§2B1.1 (Theft, Property Destruction, and Fraud Offenses), 2B1.4 (Insider Trading), 2B1.5 (Cultural Heritage Resources), 2B2.1 (Burglary), 2B3.1 (Robbery), 2B3.2 (Extortion), 2B4.1 (Bribery), 2B5.1 (Counterfeiting), or 2B5.3 (Copyright). Descriptions of variables used in this table are provided in Appendix A.

SOURCE: U.S. Sentencing Commission, 2025 Datafile, USSCFY25.

Table E-3

AGE OF SENTENCED INDIVIDUALS IN ECONOMIC OFFENSE CASES¹
Fiscal Year 2025

GUIDELINE	TOTAL	Under 21		21 to 25		26 to 30		31 to 35		36 to 40		41 to 50		51 to 60		Over 60	
		N	%	N	%	N	%	N	%	N	%	N	%	N	%	N	%
TOTAL	6,320	130	2.1	736	11.6	872	13.8	918	14.5	823	13.0	1,303	20.6	919	14.5	619	9.8
§2B1.1	4,804	45	0.9	368	7.7	609	12.7	686	14.3	665	13.8	1,102	22.9	786	16.4	543	11.3
§2B1.4	28	0	0.0	0	0.0	2	7.1	0	0.0	4	14.3	5	17.9	7	25.0	10	35.7
§2B1.5	18	0	0.0	1	5.6	2	11.1	3	16.7	0	0.0	7	38.9	4	22.2	1	5.6
§2B2.1	34	0	0.0	8	23.5	5	14.7	8	23.5	6	17.6	5	14.7	2	5.9	0	0.0
§2B3.1	1,233	85	6.9	347	28.1	242	19.6	203	16.5	125	10.1	125	10.1	75	6.1	31	2.5
§2B3.2	21	0	0.0	3	14.3	2	9.5	1	4.8	2	9.5	9	42.9	1	4.8	3	14.3
§2B4.1	102	0	0.0	0	0.0	2	2.0	5	4.9	8	7.8	31	30.4	34	33.3	22	21.6
§2B5.1	40	0	0.0	7	17.5	7	17.5	6	15.0	7	17.5	9	22.5	4	10.0	0	0.0
§2B5.3	40	0	0.0	2	5.0	1	2.5	6	15.0	6	15.0	10	25.0	6	15.0	9	22.5

¹ Of the 66,662 cases, in 6,389 the individual was sentenced under USSG Chapter Two, Part B (Basic Economic Offenses). Of these, 6,320 individuals were sentenced under §§2B1.1 (Theft, Property Destruction, and Fraud Offenses), 2B1.4 (Insider Trading), 2B1.5 (Cultural Heritage Resources), 2B2.1 (Burglary), 2B3.1 (Robbery), 2B3.2 (Extortion), 2B4.1 (Bribery), 2B5.1 (Counterfeiting), or 2B5.3 (Copyright). Descriptions of variables used in this table are provided in Appendix A.

SOURCE: U.S. Sentencing Commission, 2025 Datafile, USSCFY25.

Table E-4

CITIZENSHIP OF SENTENCED INDIVIDUALS IN ECONOMIC OFFENSE CASES¹
Fiscal Year 2025

GUIDELINE	TOTAL	U.S. CITIZEN		NON-U.S. CITIZEN	
		N	%	N	%
TOTAL	6,316	5,571	88.2	745	11.8
§2B1.1	4,801	4,161	86.7	640	13.3
§2B1.4	28	24	85.7	4	14.3
§2B1.5	18	18	100.0	0	0.0
§2B2.1	34	34	100.0	0	0.0
§2B3.1	1,233	1,162	94.2	71	5.8
§2B3.2	20	13	65.0	7	35.0
§2B4.1	102	93	91.2	9	8.8
§2B5.1	40	36	90.0	4	10.0
§2B5.3	40	30	75.0	10	25.0

¹ Of the 66,662 cases, in 6,389 the individual was sentenced under USSG Chapter Two, Part B (Basic Economic Offenses). Of these, 6,320 individuals were sentenced under §§2B1.1 (Theft, Property Destruction, and Fraud Offenses), 2B1.4 (Insider Trading), 2B1.5 (Cultural Heritage Resources), 2B2.1 (Burglary), 2B3.1 (Robbery), 2B3.2 (Extortion), 2B4.1 (Bribery), 2B5.1 (Counterfeiting), or 2B5.3 (Copyright). Of these 6,320 cases, four were excluded due to missing information on the individual's citizenship status. Descriptions of variables used in this table are provided in Appendix A.

SOURCE: U.S. Sentencing Commission, 2025 Datafile, USSCFY25.

Table E-5

EDUCATION OF SENTENCED INDIVIDUALS IN ECONOMIC OFFENSE CASES¹
Fiscal Year 2025

GUIDELINE	TOTAL	LESS THAN HIGH SCHOOL GRADUATE		HIGH SCHOOL GRADUATE		SOME COLLEGE		COLLEGE GRADUATE	
		N	%	N	%	N	%	N	%
TOTAL	6,289	1,149	18.3	2,014	32.0	1,928	30.7	1,198	19.0
§2B1.1	4,775	666	13.9	1,361	28.5	1,660	34.8	1,088	22.8
§2B1.4	28	0	0.0	2	7.1	6	21.4	20	71.4
§2B1.5	18	3	16.7	6	33.3	6	33.3	3	16.7
§2B2.1	34	13	38.2	12	35.3	9	26.5	0	0.0
§2B3.1	1,231	441	35.8	579	47.0	194	15.8	17	1.4
§2B3.2	21	4	19.0	12	57.1	2	9.5	3	14.3
§2B4.1	102	6	5.9	9	8.8	30	29.4	57	55.9
§2B5.1	40	9	22.5	18	45.0	10	25.0	3	7.5
§2B5.3	40	7	17.5	15	37.5	11	27.5	7	17.5

¹ Of the 66,662 cases, in 6,389 the individual was sentenced under USSG Chapter Two, Part B (Basic Economic Offenses). Of these, 6,320 individuals were sentenced under §§2B1.1 (Theft, Property Destruction, and Fraud Offenses), 2B1.4 (Insider Trading), 2B1.5 (Cultural Heritage Resources), 2B2.1 (Burglary), 2B3.1 (Robbery), 2B3.2 (Extortion), 2B4.1 (Bribery), 2B5.1 (Counterfeiting), or 2B5.3 (Copyright). Of these 6,320 cases, 31 were excluded due to missing information on the individual's education. Descriptions of variables used in this table are provided in Appendix A.

SOURCE: U.S. Sentencing Commission, 2025 Datafile, USSCFY25.

Table E-6

**LOSS AMOUNT IN ECONOMIC OFFENSE CASES¹
Fiscal Year 2025**

GUIDELINE	TOTAL	NO GUIDELINE INCREASE FOR LOSS AMOUNT ²		GUIDELINE INCREASE FOR LOSS AMOUNT		AMOUNT OF LOSS ³		
		N	%	N	%	N	Mean	Median
TOTAL	6,264	1,543	24.6	4,721	75.4	4,866	\$4,403,285	\$149,856
§2B1.1	4,767	489	10.3	4,278	89.7	3,901	\$5,370,744	\$239,730
§2B1.4	28	0	0.0	28	100.0	23	\$3,702,551	\$856,016
§2B1.5	18	3	16.7	15	83.3	9	\$5,303,510	\$82,500
§2B2.1	34	26	76.5	8	23.5	20	\$14,126	\$2,172
§2B3.1	1,217	997	81.9	220	18.1	770	\$54,594	\$2,400
§2B3.2	20	10	50.0	10	50.0	13	\$131,838	\$19,000
§2B4.1	102	0	0.0	102	100.0	82	\$2,820,956	\$1,026,455
§2B5.1	40	16	40.0	24	60.0	28	\$60,925	\$7,575
§2B5.3	38	2	5.3	36	94.7	20	\$3,258,042	\$111,163

¹ Of the 66,662 cases, in 6,389 the individual was sentenced under USSG Chapter Two, Part B (Basic Economic Offenses). Of these, 6,320 individuals were sentenced under §§2B1.1 (Theft, Property Destruction, and Fraud Offenses), 2B1.4 (Insider Trading), 2B1.5 (Cultural Heritage Resources), 2B2.1 (Burglary), 2B3.1 (Robbery), 2B3.2 (Extortion), 2B4.1 (Bribery), 2B5.1 (Counterfeiting), or 2B5.3 (Copyright). Of these, the Commission received complete guideline application information for 6,264 cases. In 4,721 cases the guideline range was enhanced due to the amount of loss involved in the case. Descriptions of variables used in this table are provided in Appendix A.

² A loss may exist in cases where there was no guideline increase for loss amount and those amounts are included in the amount of loss columns.

³ Cases in which an exact loss amount was not reported were excluded from the amount of loss computation.

Table E-7

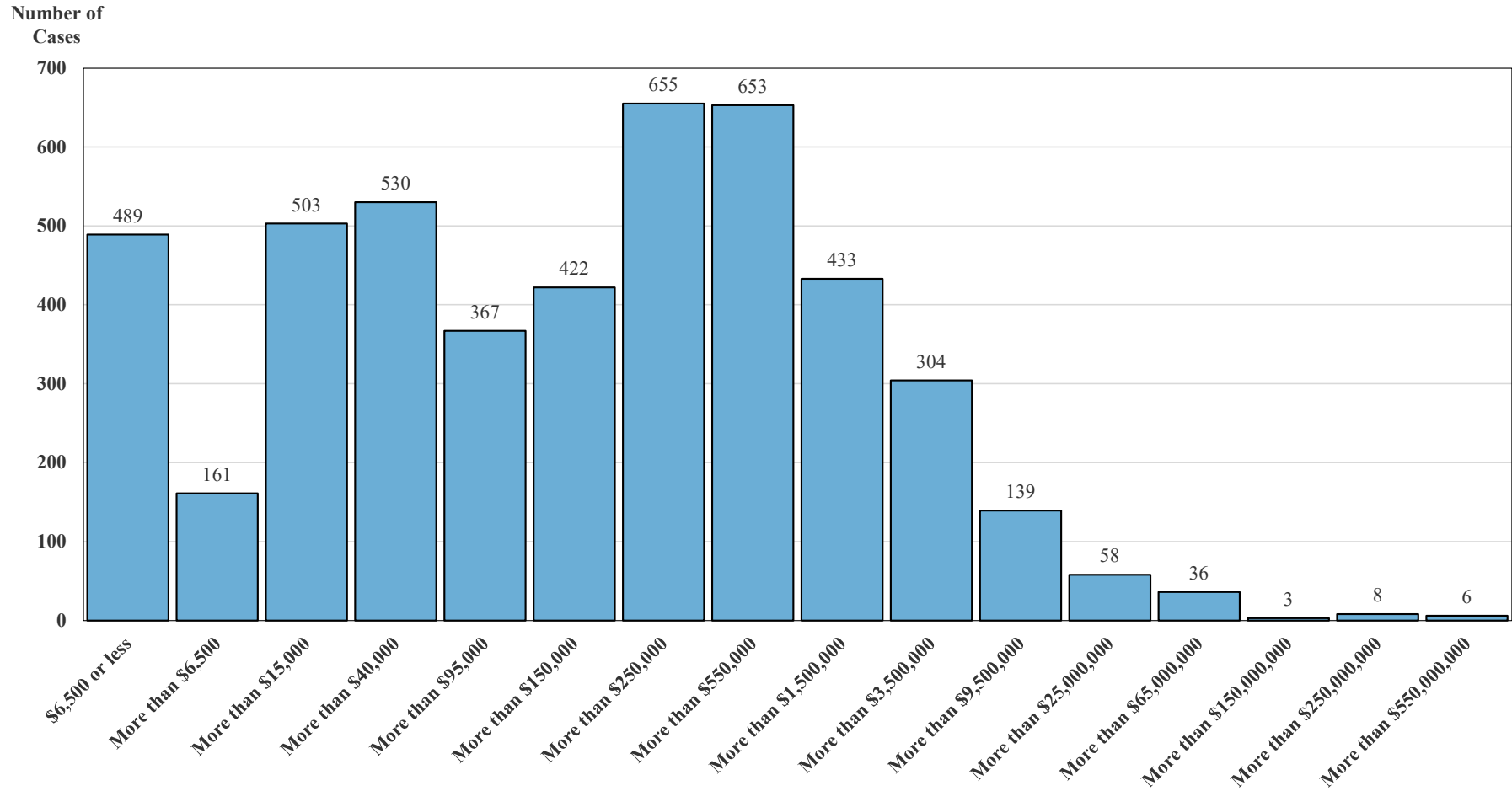
SENTENCE IMPOSED RELATIVE TO THE GUIDELINE RANGE FOR ECONOMIC OFFENSE CASES¹
Fiscal Year 2025

GUIDELINE	TOTAL	WITHIN GUIDELINE RANGE		DEPARTURE								VARIANCE	
		N	%	UPWARD		§5K1.1		§5K3.1		DOWNWARD		N	%
				N	%	N	%	N	%	N	%		
TOTAL	6,319	2,564	40.6	26	0.4	856	13.5	6	0.1	168	2.7	2,699	42.7
§2B1.1	4,803	1,974	41.1	13	0.3	677	14.1	6	0.1	105	2.2	2,028	42.2
§2B1.4	28	1	3.6	0	0.0	5	17.9	0	0.0	3	10.7	19	67.9
§2B1.5	18	6	33.3	0	0.0	3	16.7	0	0.0	0	0.0	9	50.0
§2B2.1	34	15	44.1	0	0.0	3	8.8	0	0.0	1	2.9	15	44.1
§2B3.1	1,233	502	40.7	13	1.1	115	9.3	0	0.0	53	4.3	550	44.6
§2B3.2	21	9	42.9	0	0.0	2	9.5	0	0.0	0	0.0	10	47.6
§2B4.1	102	26	25.5	0	0.0	46	45.1	0	0.0	0	0.0	30	29.4
§2B5.1	40	21	52.5	0	0.0	2	5.0	0	0.0	5	12.5	12	30.0
§2B5.3	40	10	25.0	0	0.0	3	7.5	0	0.0	1	2.5	26	65.0

¹ Of the 66,662 cases, in 6,389 the individual was sentenced under USSG Chapter Two, Part B (Basic Economic Offenses). Of these, 6,320 individuals were sentenced under §§2B1.1 (Theft, Property Destruction, and Fraud Offenses), 2B1.4 (Insider Trading), 2B1.5 (Cultural Heritage Resources), 2B2.1 (Burglary), 2B3.1 (Robbery), 2B3.2 (Extortion), 2B4.1 (Bribery), 2B5.1 (Counterfeiting), or 2B5.3 (Copyright). Of these 6,320 cases, one were excluded because information was missing from the submitted documents that prevented the comparison of the sentence and the guideline range. Descriptions of variables used in this table are provided in Appendix A.

Figure E-2

NUMBER OF SENTENCED INDIVIDUALS IN EACH §2B1.1 LOSS TABLE CATEGORY¹
Fiscal Year 2025

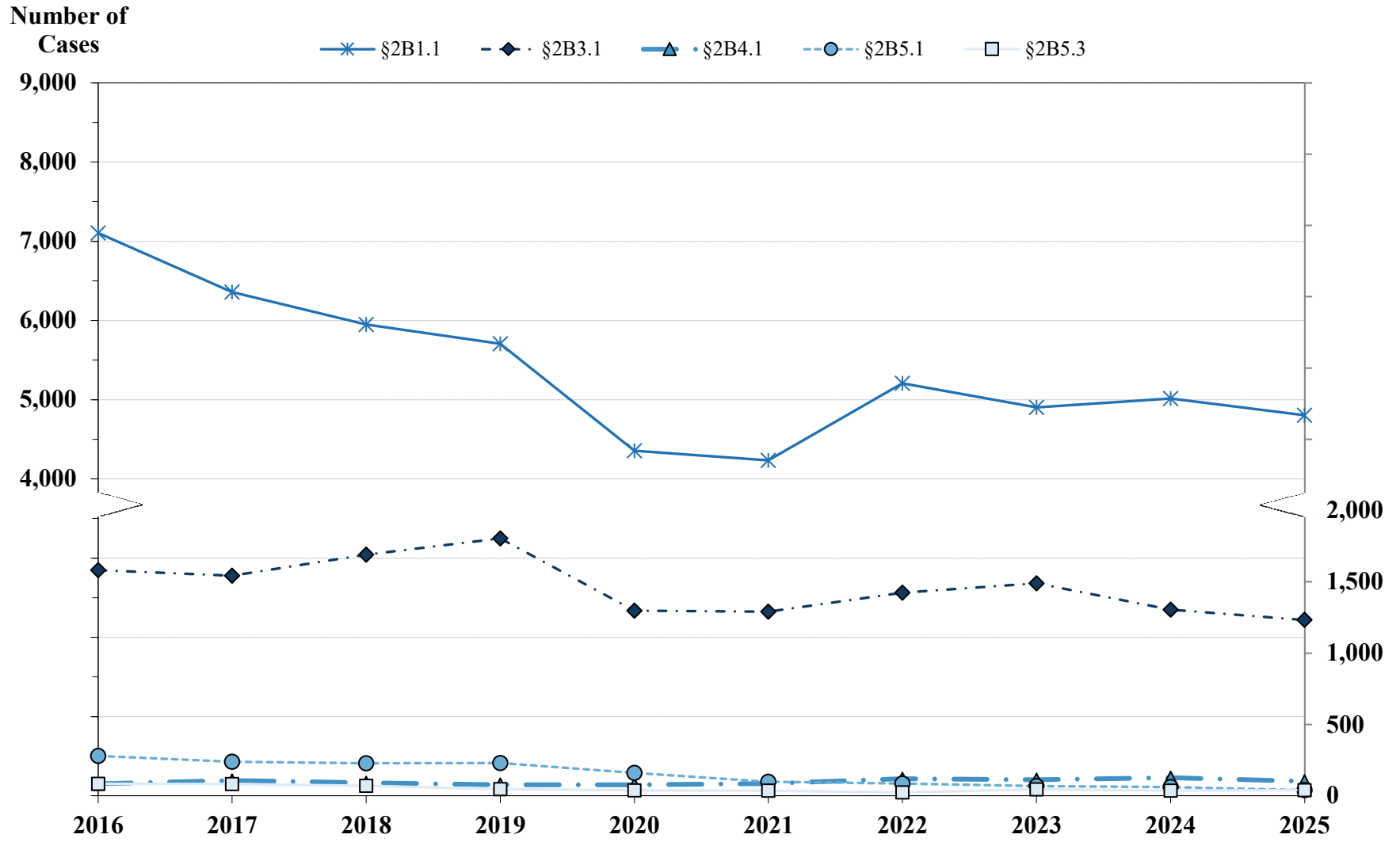


¹ Of the 66,662 cases, the Commission received complete guideline application information for 61,245 cases. Of these, 4,767 individuals were sentenced under §2B1.1 (Theft, Property Destruction, and Fraud Offenses). Descriptions of variables used in this figure are provided in Appendix A.

SOURCE: U.S. Sentencing Commission, 2025 Datafile, USSCFY25.

Figure E-3

NUMBER OF ECONOMIC OFFENSE CASES OVER TIME¹
Fiscal Years 2016 - 2025

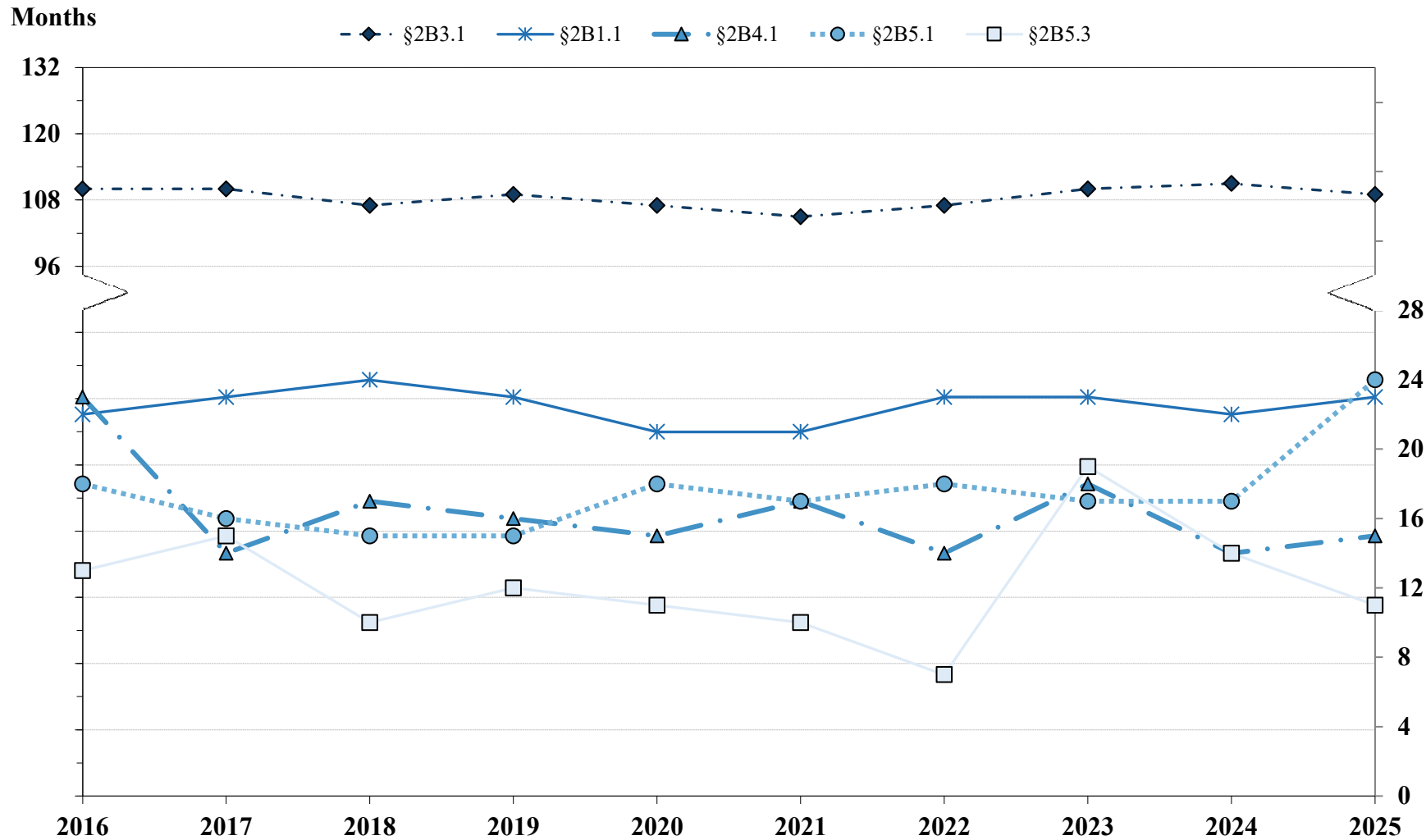


¹ Only individuals sentenced under §§2B1.1 (Theft, Property Destruction, and Fraud Offenses), 2B3.1 (Robbery), 2B4.1 (Bribery), 2B5.1 (Counterfeiting), or 2B5.3 (Copyright) are depicted in this figure. Descriptions of variables used in this figure are provided in Appendix A.

SOURCE: U.S. Sentencing Commission, 2016 - 2025 Datafiles, USSCFY16 - USSCFY25.

Figure E-4

SENTENCE LENGTH IN ECONOMIC OFFENSE CASES OVER TIME¹
Fiscal Years 2016 - 2025



¹ Only individuals sentenced under §§2B1.1 (Theft, Property Destruction, and Fraud Offenses), 2B3.1 (Robbery), 2B4.1 (Bribery), 2B5.1 (Counterfeiting), or 2B5.3 (Copyright) are depicted in this figure. Sentences of 470 months or greater (including life) and probation were included in the sentence average computations as 470 months and zero months, respectively. The information in this figure includes conditions of confinement as described in USSG §5C1.1. Cases missing sentencing information were also excluded. Descriptions of variables used in this figure are provided in Appendix A.

SOURCE: U.S. Sentencing Commission, 2016 - 2025 Datafiles, USSCFY16 - USSCFY25.