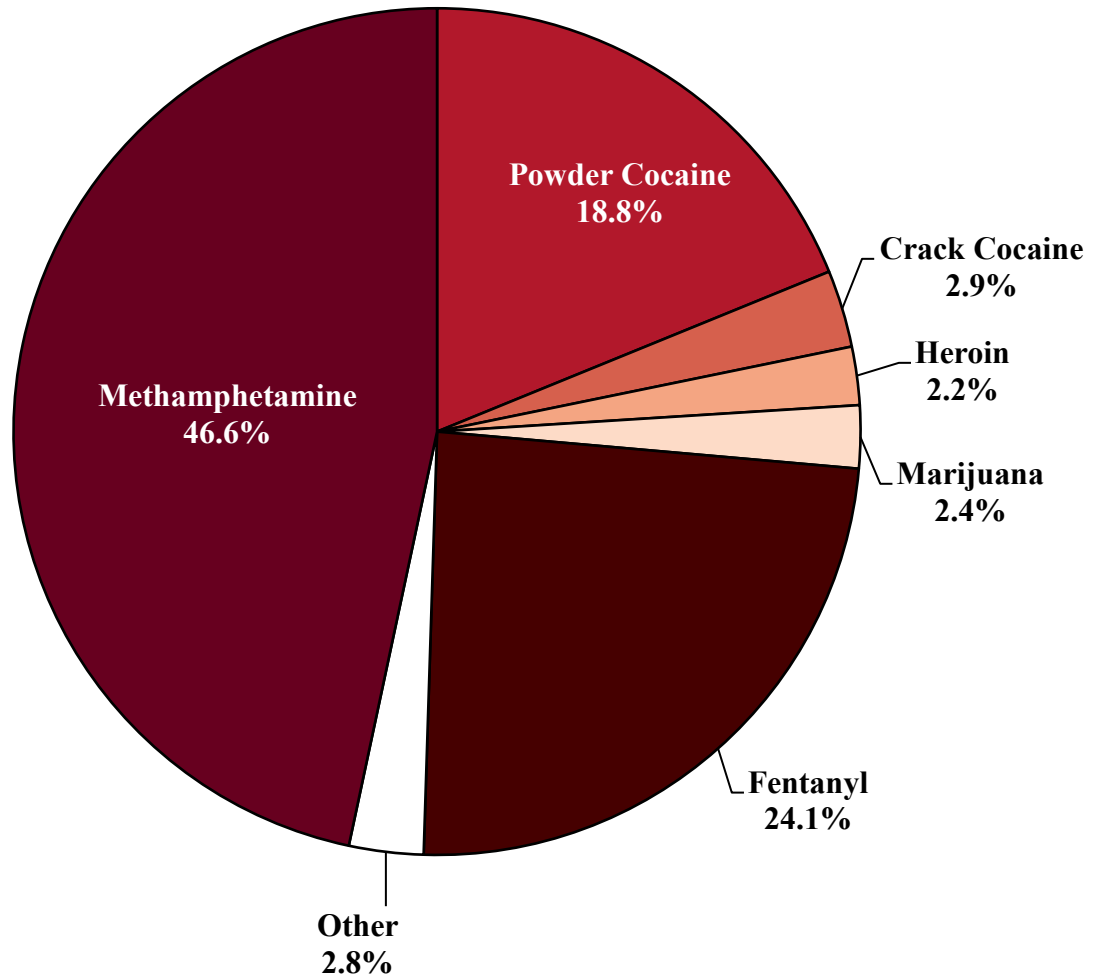


Figure D-1

**DISTRIBUTION OF PRIMARY DRUG TYPE
IN FEDERAL DRUG CASES^{1,2}
Fiscal Year 2025**



¹ Of the 66,662 cases, in 16,234 the individual was sentenced under USSG Chapter Two, Part D (Drugs). The 'Fentanyl' category includes both Fentanyl (N-phenyl-N-[1-(2-phenylethyl)-4-piperidinyl] Propanamide) and Fentanyl Analogue. Descriptions of variables used in this figure are provided in Appendix A.

² The 'Other' drug category includes the remaining primary drug types of which the following have more than 50 cases: Oxycodone/Oxycontin (182).

SOURCE: U.S. Sentencing Commission, 2025 Datafile, USSCFY25.

Table D-1

PRIMARY DRUG TYPE OF DRUG TRAFFICKING CASES¹
Fiscal Year 2025

DRUG TYPE	TOTAL	§2D1.1 Drug Trafficking		§2D1.2 Protected Locations		§2D1.5 Continuing Criminal Enterprise		§2D1.6 Communication Facility		§2D1.8 Rent/Manage Drug Establishment		§2D1.10 Endangering Human Life While Manufacturing		§2D1.14 Narco- Terrorism	
		N	%	N	%	N	%	N	%	N	%	N	%	N	%
TOTAL	16,144	15,950	98.8	177	1.1	9	0.1	0	0.0	8	0.0	0	0.0	0	0.0
Powder Cocaine	3,054	2,915	95.4	135	4.4	2	0.1	0	0.0	2	0.1	0	0.0	0	0.0
Crack Cocaine	472	463	98.1	8	1.7	0	0.0	0	0.0	1	0.2	0	0.0	0	0.0
Heroin	356	355	99.7	1	0.3	0	0.0	0	0.0	0	0.0	0	0.0	0	0.0
Marijuana	383	378	98.7	3	0.8	2	0.5	0	0.0	0	0.0	0	0.0	0	0.0
Methamphetamine	7,558	7,536	99.7	15	0.2	4	0.1	0	0.0	3	0.0	0	0.0	0	0.0
Fentanyl	3,892	3,878	99.6	12	0.3	0	0.0	0	0.0	2	0.1	0	0.0	0	0.0
Other	429	425	99.1	3	0.7	1	0.2	0	0.0	0	0.0	0	0.0	0	0.0

¹ Of the 66,662 cases, in 16,234 the individual was sentenced under USSG Chapter Two, Part D (Drugs). Of these, 16,144 individuals were sentenced under §§2D1.1 (Drug Trafficking), 2D1.2 (Protected Locations), 2D1.5 (Continuing Criminal Enterprise), 2D1.6 (Use of a Communication Facility), 2D1.8 (Rent/Manage Drug Establishment), 2D1.10 (Endangering Human Life While Manufacturing), or 2D1.14 (Narco-Terrorism). Descriptions of variables used in this table are provided in Appendix A.

SOURCE: U.S. Sentencing Commission, 2025 Datafile, USSCFY25.

Table D-2

RACE OF SENTENCED INDIVIDUALS IN DRUG TRAFFICKING CASES¹
Fiscal Year 2025

DRUG TYPE	TOTAL	WHITE		BLACK		HISPANIC		OTHER	
		N	%	N	%	N	%	N	%
TOTAL	16,133	3,814	23.6	4,987	30.9	6,810	42.2	522	3.2
Powder Cocaine	3,053	169	5.5	707	23.2	2,151	70.5	26	0.9
Crack Cocaine	472	46	9.7	346	73.3	73	15.5	7	1.5
Heroin	356	40	11.2	89	25.0	220	61.8	7	2.0
Marijuana	382	57	14.9	161	42.1	117	30.6	47	12.3
Methamphetamine	7,551	2,570	34.0	1,979	26.2	2,713	35.9	289	3.8
Fentanyl	3,890	784	20.2	1,520	39.1	1,459	37.5	127	3.3
Other	429	148	34.5	185	43.1	77	17.9	19	4.4

¹ Of the 66,662 cases, in 16,234 the individual was sentenced under USSG Chapter Two, Part D (Drugs). Of these, 16,144 individuals were sentenced under §§2D1.1 (Drug Trafficking), 2D1.2 (Protected Locations), 2D1.5 (Continuing Criminal Enterprise), 2D1.6 (Use of a Communication Facility), 2D1.8 (Rent/Manage Drug Establishment), 2D1.10 (Endangering Human Life While Manufacturing), or 2D1.14 (Narco-Terrorism). Of these 16,144 cases, 11 were excluded due to missing information on the individual's race. Descriptions of variables used in this table are provided in Appendix A.

SOURCE: U.S. Sentencing Commission, 2025 Datafile, USSCFY25.

Table D-3**GENDER OF SENTENCED INDIVIDUALS IN DRUG TRAFFICKING CASES¹
Fiscal Year 2025**

DRUG TYPE	TOTAL	MALE		FEMALE	
		N	%	N	%
TOTAL	16,144	13,621	84.4	2,523	15.6
Powder Cocaine	3,054	2,773	90.8	281	9.2
Crack Cocaine	472	423	89.6	49	10.4
Heroin	356	292	82.0	64	18.0
Marijuana	383	337	88.0	46	12.0
Methamphetamine	7,558	6,196	82.0	1,362	18.0
Fentanyl	3,892	3,256	83.7	636	16.3
Other	429	344	80.2	85	19.8

¹ Of the 66,662 cases, in 16,234 the individual was sentenced under USSG Chapter Two, Part D (Drugs). Of these, 16,144 individuals were sentenced under §§2D1.1 (Drug Trafficking), 2D1.2 (Protected Locations), 2D1.5 (Continuing Criminal Enterprise), 2D1.6 (Use of a Communication Facility), 2D1.8 (Rent/Manage Drug Establishment), 2D1.10 (Endangering Human Life While Manufacturing), or 2D1.14 (Narco-Terrorism). Descriptions of variables used in this table are provided in Appendix A.

SOURCE: U.S. Sentencing Commission, 2025 Datafile, USSCFY25.

Table D-4

AGE OF SENTENCED INDIVIDUALS IN DRUG TRAFFICKING CASES¹
Fiscal Year 2025

DRUG TYPE	TOTAL	Under 21		21 to 25		26 to 30		31 to 35		36 to 40		41 to 50		51 to 60		Over 60	
		N	%	N	%	N	%	N	%	N	%	N	%	N	%	N	%
TOTAL	16,144	255	1.6	1,501	9.3	2,387	14.8	2,986	18.5	2,815	17.4	4,100	25.4	1,600	9.9	500	3.1
Powder Cocaine	3,054	25	0.8	260	8.5	410	13.4	526	17.2	541	17.7	847	27.7	343	11.2	102	3.3
Crack Cocaine	472	3	0.6	42	8.9	51	10.8	95	20.1	93	19.7	119	25.2	52	11.0	17	3.6
Heroin	356	2	0.6	20	5.6	60	16.9	61	17.1	56	15.7	97	27.2	42	11.8	18	5.1
Marijuana	383	15	3.9	53	13.8	85	22.2	58	15.1	69	18.0	60	15.7	33	8.6	10	2.6
Methamphetamine	7,558	94	1.2	487	6.4	998	13.2	1,369	18.1	1,319	17.5	2,191	29.0	840	11.1	260	3.4
Fentanyl	3,892	112	2.9	597	15.3	728	18.7	817	21.0	668	17.2	681	17.5	230	5.9	59	1.5
Other	429	4	0.9	42	9.8	55	12.8	60	14.0	69	16.1	105	24.5	60	14.0	34	7.9

¹ Of the 66,662 cases, in 16,234 the individual was sentenced under USSG Chapter Two, Part D (Drugs). Of these, 16,144 individuals were sentenced under §§2D1.1 (Drug Trafficking), 2D1.2 (Protected Locations), 2D1.5 (Continuing Criminal Enterprise), 2D1.6 (Use of a Communication Facility), 2D1.8 (Rent/Manage Drug Establishment), 2D1.10 (Endangering Human Life While Manufacturing), or 2D1.14 (Narco-Terrorism). Descriptions of variables used in this table are provided in Appendix A.

SOURCE: U.S. Sentencing Commission, 2025 Datafile, USSCFY25.

Table D-5

CITIZENSHIP OF SENTENCED INDIVIDUALS IN DRUG TRAFFICKING CASES¹
Fiscal Year 2025

DRUG TYPE	TOTAL	U.S. CITIZEN		NON-U.S. CITIZEN	
		N	%	N	%
TOTAL	16,141	13,071	81.0	3,070	19.0
Powder Cocaine	3,054	1,972	64.6	1,082	35.4
Crack Cocaine	472	457	96.8	15	3.2
Heroin	356	247	69.4	109	30.6
Marijuana	383	304	79.4	79	20.6
Methamphetamine	7,557	6,414	84.9	1,143	15.1
Fentanyl	3,890	3,268	84.0	622	16.0
Other	429	409	95.3	20	4.7

¹ Of the 66,662 cases, in 16,234 the individual was sentenced under USSG Chapter Two, Part D (Drugs). Of these, 16,144 individuals were sentenced under §§2D1.1 (Drug Trafficking), 2D1.2 (Protected Locations), 2D1.5 (Continuing Criminal Enterprise), 2D1.6 (Use of a Communication Facility), 2D1.8 (Rent/Manage Drug Establishment), 2D1.10 (Endangering Human Life While Manufacturing), or 2D1.14 (Narco-Terrorism). Of these 16,144 cases, three were excluded due to missing information on the individual's citizenship status. Descriptions of variables used in this table are provided in Appendix A.

SOURCE: U.S. Sentencing Commission, 2025 Datafile, USSCFY25.

Table D-6

EDUCATION OF SENTENCED INDIVIDUALS IN DRUG TRAFFICKING CASES¹
Fiscal Year 2025

DRUG TYPE	TOTAL	LESS THAN HIGH SCHOOL GRADUATE		HIGH SCHOOL GRADUATE		SOME COLLEGE		COLLEGE GRADUATE	
		N	%	N	%	N	%	N	%
TOTAL	16,102	5,399	33.5	6,740	41.9	3,411	21.2	552	3.4
Powder Cocaine	3,045	1,199	39.4	1,144	37.6	591	19.4	111	3.6
Crack Cocaine	471	171	36.3	227	48.2	69	14.6	4	0.8
Heroin	355	138	38.9	131	36.9	74	20.8	12	3.4
Marijuana	383	137	35.8	130	33.9	93	24.3	23	6.0
Methamphetamine	7,540	2,337	31.0	3,293	43.7	1,677	22.2	233	3.1
Fentanyl	3,879	1,329	34.3	1,652	42.6	797	20.5	101	2.6
Other	429	88	20.5	163	38.0	110	25.6	68	15.9

¹ Of the 66,662 cases, in 16,234 the individual was sentenced under USSG Chapter Two, Part D (Drugs). Of these, 16,144 individuals were sentenced under §§2D1.1 (Drug Trafficking), 2D1.2 (Protected Locations), 2D1.5 (Continuing Criminal Enterprise), 2D1.6 (Use of a Communication Facility), 2D1.8 (Rent/Manage Drug Establishment), 2D1.10 (Endangering Human Life While Manufacturing), or 2D1.14 (Narco-Terrorism). Of these 16,144 cases, 42 were excluded due to missing information on the individual's education. Descriptions of variables used in this table are provided in Appendix A.

SOURCE: U.S. Sentencing Commission, 2025 Datafile, USSCFY25.

Table D-7

CRIMINAL HISTORY CATEGORY OF SENTENCED INDIVIDUALS IN DRUG TRAFFICKING CASES¹
Fiscal Year 2025

DRUG TYPE	TOTAL	CRIMINAL HISTORY CATEGORY											
		I		II		III		IV		V		VI	
		N	%	N	%	N	%	N	%	N	%	N	%
TOTAL	16,144	7,173	44.4	2,300	14.2	2,303	14.3	1,151	7.1	955	5.9	2,262	14.0
Powder Cocaine	3,054	2,018	66.1	411	13.5	297	9.7	91	3.0	70	2.3	167	5.5
Crack Cocaine	472	121	25.6	66	14.0	92	19.5	46	9.7	43	9.1	104	22.0
Heroin	356	192	53.9	44	12.4	49	13.8	23	6.5	12	3.4	36	10.1
Marijuana	383	247	64.5	67	17.5	35	9.1	10	2.6	10	2.6	14	3.7
Methamphetamine	7,558	2,712	35.9	1,044	13.8	1,160	15.3	664	8.8	572	7.6	1,406	18.6
Fentanyl	3,892	1,642	42.2	608	15.6	624	16.0	287	7.4	232	6.0	499	12.8
Other	429	241	56.2	60	14.0	46	10.7	30	7.0	16	3.7	36	8.4

¹ Of the 66,662 cases, in 16,234 the individual was sentenced under USSG Chapter Two, Part D (Drugs). Of these, 16,144 individuals were sentenced under §§2D1.1 (Drug Trafficking), 2D1.2 (Protected Locations), 2D1.5 (Continuing Criminal Enterprise), 2D1.6 (Use of a Communication Facility), 2D1.8 (Rent/Manage Drug Establishment), 2D1.10 (Endangering Human Life While Manufacturing), or 2D1.14 (Narco-Terrorism). Descriptions of variables used in this table are provided in Appendix A.

SOURCE: U.S. Sentencing Commission, 2025 Datafile, USSCFY25.

Table D-8

WEAPON INVOLVEMENT IN DRUG TRAFFICKING CASES¹
Fiscal Year 2025

DRUG TYPE	TOTAL	NO WEAPON INVOLVED		WEAPON INVOLVED	
		N	%	N	%
TOTAL	15,986	10,918	68.3	5,068	31.7
Powder Cocaine	3,024	2,341	77.4	683	22.6
Crack Cocaine	463	201	43.4	262	56.6
Heroin	352	276	78.4	76	21.6
Marijuana	382	245	64.1	137	35.9
Methamphetamine	7,485	4,996	66.7	2,489	33.3
Fentanyl	3,854	2,558	66.4	1,296	33.6
Other	426	301	70.7	125	29.3

¹ Of the 66,662 cases, in 16,234 the individual was sentenced under USSG Chapter Two, Part D (Drugs). Of these, 16,144 individuals were sentenced under §§2D1.1 (Drug Trafficking), 2D1.2 (Protected Locations), 2D1.5 (Continuing Criminal Enterprise), 2D1.6 (Use of a Communication Facility), 2D1.8 (Rent/Manage Drug Establishment), 2D1.10 (Endangering Human Life While Manufacturing), or 2D1.14 (Narco-Terrorism). Of these, 15,986 cases contained complete guideline application information. Descriptions of variables used in this table are provided in Appendix A.

SOURCE: U.S. Sentencing Commission, 2025 Datafile, USSCFY25.

Table D-9

ROLE ADJUSTMENT IN DRUG TRAFFICKING CASES¹
Fiscal Year 2025

DRUG TYPE	TOTAL	No Role Adjustment		Mitigating Role Adjustment		Aggravating Role Adjustment	
		N	%	N	%	N	%
TOTAL	15,986	12,247	76.6	2,544	15.9	1,195	7.5
Powder Cocaine	3,024	2,268	75.0	474	15.7	282	9.3
Crack Cocaine	463	401	86.6	28	6.0	34	7.3
Heroin	352	245	69.6	71	20.2	36	10.2
Marijuana	382	302	79.1	37	9.7	43	11.3
Methamphetamine	7,485	5,684	75.9	1,284	17.2	517	6.9
Fentanyl	3,854	3,004	77.9	612	15.9	238	6.2
Other	426	343	80.5	38	8.9	45	10.6

¹ Of the 66,662 cases, in 16,234 the individual was sentenced under USSG Chapter Two, Part D (Drugs). Of these, 16,144 individuals were sentenced under §§2D1.1 (Drug Trafficking), 2D1.2 (Protected Locations), 2D1.5 (Continuing Criminal Enterprise), 2D1.6 (Use of a Communication Facility), 2D1.8 (Rent/Manage Drug Establishment), 2D1.10 (Endangering Human Life While Manufacturing), or 2D1.14 (Narco-Terrorism). Of these, 15,986 contained complete guideline application information. Descriptions of variables used in this table are provided in Appendix A.

SOURCE: U.S. Sentencing Commission, 2025 Datafile, USSCFY25.

Table D-10

**DRUG AMOUNTS (IN GRAMS) FOR SELECTED
BASE OFFENSE LEVELS AND DRUG TYPES¹
Fiscal Year 2025**

Base Offense Level and Quantity Range

DRUG TYPE	12	24	30	38
Powder Cocaine	Less than 50G	500G - 1,999G	5,000G - 14,999G	At least 450,000G
N	69	351	467	325
Mean	18.1	954.9	8,353.4	5,172,839.4
Median	15.7	998.2	7,964.0	1,000,000.0
Crack Cocaine	Less than 2.8G	28G - 111G	280G - 839G	At least 25,200G
N	6	36	20	0
Mean	2.0	50.8	668.8	--
Median	2.1	47.3	474.3	--
Heroin	Less than 10G	100G - 399G	1,000G - 2,999G	At least 90,000G
N	4	23	46	6
Mean	1.2	179.2	1,561.9	105,000.0
Median	1.3	163.6	1,519.6	90,000.0
Marijuana	5,000G - 9,999G	100,000G - 399,999G	1,000,000G - 2,999,999G	At least 90,000,000G
N	5	81	47	2
Mean	5,156.0	170,116.4	1,543,782.6	--
Median	5,000.0	136,531.0	1,360,000.0	--
Methamphetamine Mix	Less than 5G	50G - 199G	500G - 1,499G	At least 45,000G
N	3	196	267	74
Mean	4.1	98.7	773.0	614,648.9
Median	4.0	88.1	654.1	70,240.0
Methamphetamine Actual	Less than 0.5G	5G - 19G	50G - 149G	At least 4,500G
N	1	70	339	468
Mean	--	11.8	92.4	336,573.0
Median	--	11.2	79.9	9,873.0
Fentanyl²	Less than 4G	40G - 159G	400G - 1,199G	At least 36,000G
N	32	383	421	21
Mean	1.6	76.9	673.7	69,531.5
Median	1.4	66.0	564.0	40,390.0

¹ Of the 66,662 cases, in 15,950 the individual was sentenced under §2D1.1 (Drug Trafficking). Of these, 15,794 cases had complete guideline application information. Of these 15,794 cases, 11,509 involved powder cocaine, crack cocaine, heroin, marijuana, methamphetamine actual or mix or fentanyl n-phenyl. Of these 11,509 cases, 4,596 had a base offense level of 12, 24, 30, or 38. Of these 4,596 cases, 1,690 were excluded due to one or more of the following reasons: involvement of more than one drug type (1,640), missing drug amount (82), or logical criteria (11). The methamphetamine actual category also includes ICE. Descriptions of variables used in this table are provided in Appendix A.

² Does not include cases involving Fentanyl Analogue.

Table D-11

LENGTH OF MANDATORY MINIMUM PENALTIES IN DRUG TRAFFICKING CASES¹
Fiscal Year 2025

DRUG TYPE	TOTAL	No Drug Mandatory Minimum ²		Five-Year Drug Mandatory Minimum		Ten-Year or More Drug Mandatory Minimum ³	
		N	%	N	%	N	%
TOTAL	16,137	7,283	45.1	3,234	20.0	5,620	34.8
Powder Cocaine	3,054	1,220	39.9	706	23.1	1,128	36.9
Crack Cocaine	472	380	80.5	54	11.4	38	8.1
Heroin	356	180	50.6	65	18.3	111	31.2
Marijuana	383	254	66.3	82	21.4	47	12.3
Methamphetamine	7,552	2,858	37.8	1,383	18.3	3,311	43.8
Fentanyl	3,891	2,005	51.5	915	23.5	971	25.0
Other	429	386	90.0	29	6.8	14	3.3

¹ Of the 66,662 cases, in 16,234 the individual was sentenced under USSG Chapter Two, Part D (Drugs). Of these, 16,144 individuals were sentenced under §§2D1.1 (Drug Trafficking), 2D1.2 (Protected Locations), 2D1.5 (Continuing Criminal Enterprise), 2D1.6 (Use of a Communication Facility), 2D1.8 (Rent/Manage Drug Establishment), 2D1.10 (Endangering Human Life While Manufacturing), or 2D1.14 (Narco-Terrorism). Of the remaining cases, seven were excluded because the individual was convicted of a mandatory minimum penalty from one of the following statutes: 21 U.S.C. § 860a or 21 U.S.C. § 865. Descriptions of variables used in this table are provided in Appendix A.

² Includes 103 sentenced individuals whose drug mandatory minimum penalty was less than 60 months.

³ Includes 300 sentenced individuals whose drug mandatory minimum penalty was greater than ten years.

SOURCE: U.S. Sentencing Commission, 2025 Datafile, USSCFY25.

Table D-12

APPLICATION OF RECIDIVIST PENALTIES IN DRUG TRAFFICKING CASES¹
Fiscal Year 2025

DRUG TYPE	ENHANCEMENT FILED	ENHANCEMENT WITHDRAWN²		ENHANCEMENT NOT WITHDRAWN	
	N	N	%	N	%
TOTAL	545	138	25.3	407	74.7
Powder Cocaine	92	17	18.5	75	81.5
Crack Cocaine	27	1	3.7	26	96.3
Heroin	12	5	41.7	7	58.3
Marijuana	11	3	27.3	8	72.7
Methamphetamine	274	80	29.2	194	70.8
Fentanyl	126	32	25.4	94	74.6
Other	3	0	0.0	3	100.0

¹ Of the 550 cases in which notice of an enhanced penalty was given under 21 U.S.C. § 851, five were excluded due to missing or undetermined withdrawal information. Descriptions of variables used in this table are provided in Appendix A.

² Includes 10 cases in which the enhancement was not formally withdrawn but where the court determined that the enhancement did not apply at the time of sentencing.

SOURCE: U.S. Sentencing Commission, 2025 851 Datafile, DRUG851FY25.

Table D-13

**DRUG TRAFFICKING CASES RECEIVING SAFETY VALVE AND
MANDATORY MINIMUM PENALTIES^{1,4}
Fiscal Year 2025**

DRUG TYPE	TOTAL	NO SAFETY VALVE				SAFETY VALVE			
		No Drug		Drug		No Drug		Drug	
		Mandatory Minimum		Mandatory Minimum		Mandatory Minimum ²		Mandatory Minimum ³	
		N	%	N	%	N	%	N	%
TOTAL	15,982	4,712	29.5	6,349	39.7	2,494	15.6	2,427	15.2
Powder Cocaine	3,024	806	26.7	920	30.4	400	13.2	898	29.7
Crack Cocaine	463	344	74.3	84	18.1	28	6.0	7	1.5
Heroin	352	107	30.4	100	28.4	72	20.5	73	20.7
Marijuana	381	171	44.9	74	19.4	82	21.5	54	14.2
Methamphetamine	7,485	1,743	23.3	3,646	48.7	1,087	14.5	1,009	13.5
Fentanyl	3,851	1,276	33.1	1,483	38.5	707	18.4	385	10.0
Other	426	265	62.2	42	9.9	118	27.7	1	0.2

¹ Of the 66,662 cases, in 16,234 the individual was sentenced under USSG Chapter Two, Part D (Drugs). Of these, 16,144 individuals were sentenced under §§2D1.1 (Drug Trafficking), 2D1.2 (Protected Locations), 2D1.5 (Continuing Criminal Enterprise), 2D1.6 (Use of a Communication Facility), 2D1.8 (Rent/Manage Drug Establishment), 2D1.10 (Endangering Human Life While Manufacturing), or 2D1.14 (Narco-Terrorism). Of these, 15,986 cases contained complete guideline application information. Of these 15,986 cases, four were excluded due to missing safety valve or mandatory minimum information. Descriptions of variables used in this table are provided in Appendix A.

² For sentenced individuals with no drug mandatory minimum penalty, use of the term 'safety valve' on this table means that the court indicated that the two-level reduction at §2D1.1 applied because the individual met the criteria set forth at §5C1.2.

³ For sentenced individuals with a drug mandatory minimum penalty, use of the term 'safety valve' on this table means that the court sentenced the individual without regard to any applicable mandatory minimum penalty (in accordance with the 'safety valve' provision of 18 U.S.C. § 3553(f), incorporated into the guidelines at §5C1.2).

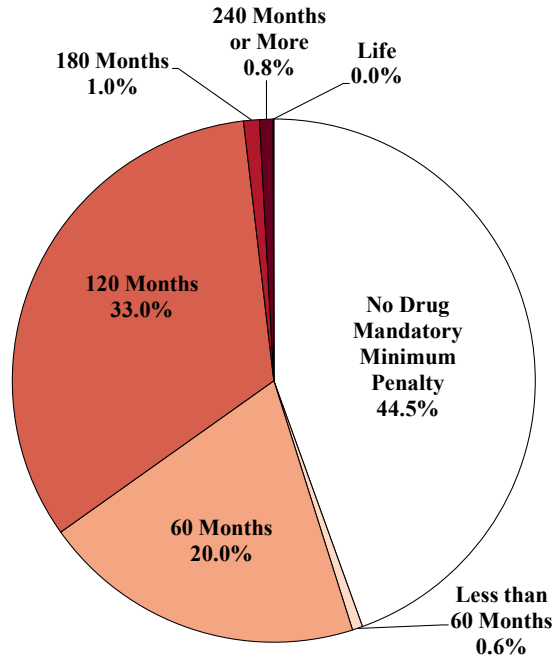
⁴ Effective November 1, 2012, the safety valve reduction was added to §2D1.11 (Unlawfully Distributing a Listed Chemical). There is one individual sentenced under §2D1.11 as the primary sentencing guideline in which the 2012 or later *Guidelines Manual* was applied with complete guideline application information, in which the safety valve reduction was not applied.

SOURCE: U.S. Sentencing Commission, 2025 Datafile, USSCFY25.

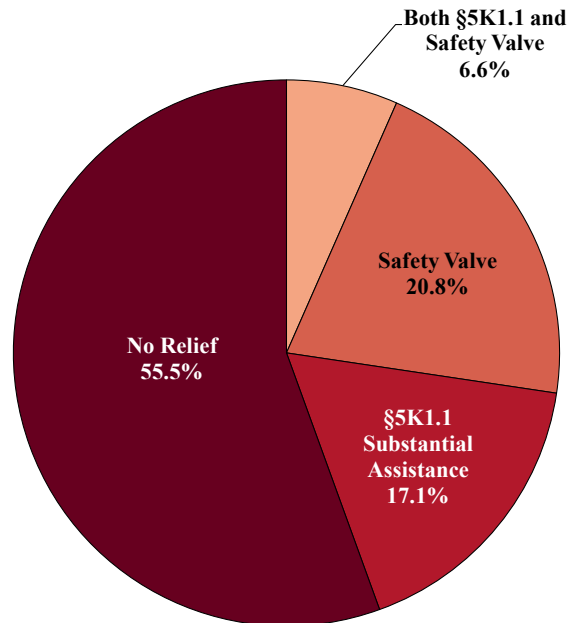
Figure D-2

MANDATORY MINIMUM PENALTIES IN DRUG TRAFFICKING CASES¹
Fiscal Year 2025

LENGTH OF MANDATORY MINIMUM PENALTIES



RELIEF FROM MANDATORY MINIMUM PENALTIES



¹ Of the 66,662 cases, in 16,234 the individual was sentenced under USSG Chapter Two, Part D (Drugs). Of these, 16,144 individuals were sentenced under §§2D1.1 (Drug Trafficking), 2D1.2 (Protected Locations), 2D1.5 (Continuing Criminal Enterprise), 2D1.6 (Use of a Communication Facility), 2D1.8 (Rent/Manage Drug Establishment), 2D1.10 (Endangering Human Life While Manufacturing), or 2D1.14 (Narco-Terrorism). Of the remaining, seven were excluded because the sentenced individual was convicted of a mandatory minimum penalty from one of the following statutes: 21 U.S.C. § 860a or 21 U.S.C. § 865. Descriptions of variables used in this figure are provided in Appendix A.

Table D-14

SENTENCE IMPOSED RELATIVE TO THE GUIDELINE RANGE FOR DRUG TRAFFICKING CASES¹
Fiscal Year 2025

DRUG TYPE	TOTAL	WITHIN GUIDELINE RANGE		DEPARTURE								VARIANCE ²	
				UPWARD		§5K1.1		§5K3.1		DOWNWARD			
		N	%	N	%	N	%	N	%	N	%	N	%
TOTAL	16,138	4,691	29.1	46	0.3	3,158	19.6	723	4.5	567	3.5	6,953	43.1
Powder Cocaine	3,052	1,127	36.9	5	0.2	490	16.1	101	3.3	88	2.9	1,241	40.7
Crack Cocaine	471	117	24.8	2	0.4	71	15.1	0	0.0	21	4.5	260	55.2
Heroin	356	87	24.4	2	0.6	73	20.5	18	5.1	9	2.5	167	46.9
Marijuana	383	152	39.7	1	0.3	70	18.3	2	0.5	9	2.3	149	38.9
Methamphetamine	7,557	1,943	25.7	10	0.1	1,661	22.0	417	5.5	293	3.9	3,233	42.8
Fentanyl	3,890	1,156	29.7	23	0.6	713	18.3	183	4.7	129	3.3	1,686	43.3
Other	429	109	25.4	3	0.7	80	18.6	2	0.5	18	4.2	217	50.6

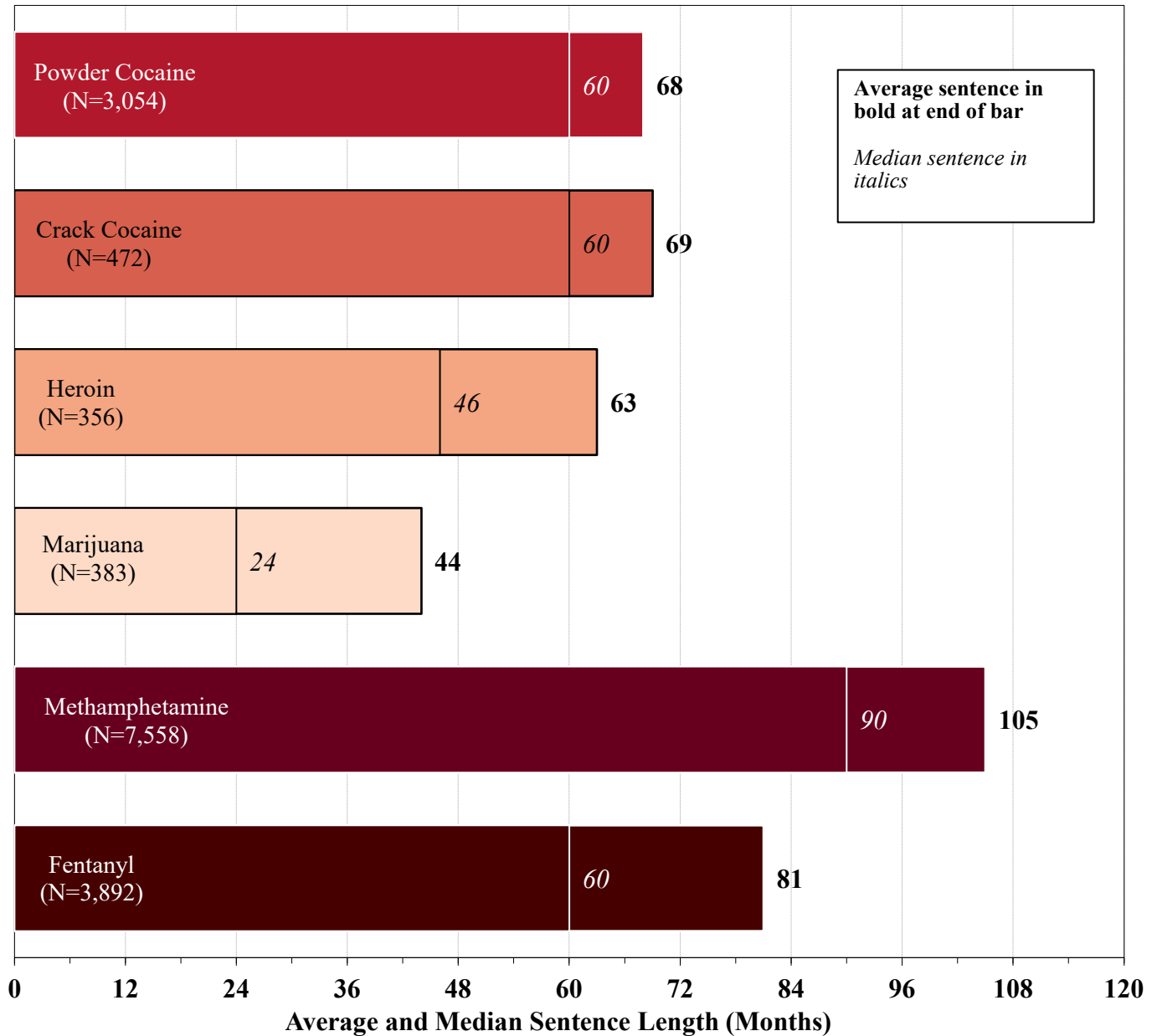
¹ Of the 66,662 cases, in 16,234 the individual was sentenced under USSG Chapter Two, Part D (Drugs). Of these, 16,144 individuals were sentenced under §§2D1.1 (Drug Trafficking), 2D1.2 (Protected Locations), 2D1.5 (Continuing Criminal Enterprise), 2D1.6 (Use of a Communication Facility), 2D1.8 (Rent/Manage Drug Establishment), 2D1.10 (Endangering Human Life While Manufacturing), or 2D1.14 (Narco-Terrorism). Of these 16,144 cases, six were excluded due to missing information from the submitted documents that prevented the comparison of the sentence and the guideline range. Descriptions of variables used in this table are provided in Appendix A.

² Of the 6,953 variance cases, in one case the court cited First Step Act safety valve expansion as a reason for the sentence.

SOURCE: U.S. Sentencing Commission, 2025 Datafile, USSCFY25.

Figure D-3

SENTENCE LENGTH IN DRUG TRAFFICKING CASES
BY MAJOR DRUG TYPE¹
Fiscal Year 2025

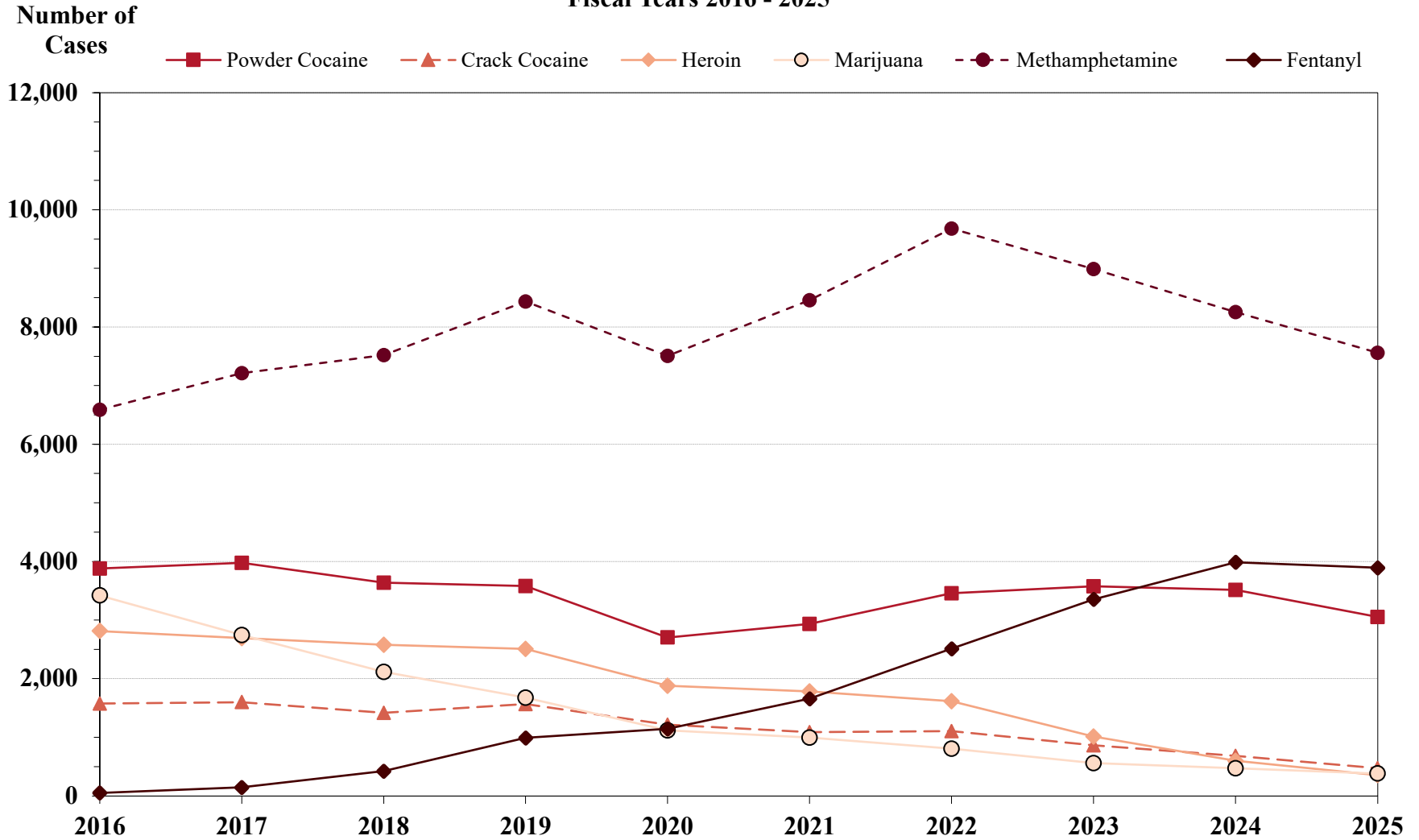


¹ Of the 66,662 cases, in 16,234 the individual was sentenced under USSG Chapter Two, Part D (Drugs). Of these, 16,144 individuals were sentenced under §§2D1.1 (Drug Trafficking), 2D1.2 (Protected Locations), 2D1.5 (Continuing Criminal Enterprise), 2D1.6 (Use of a Communication Facility), 2D1.8 (Rent/Manage Drug Establishment), 2D1.10 (Endangering Human Life While Manufacturing), or 2D1.14 (Narco-Terrorism). Sentences of 470 months or greater (including life) and probation were included in the sentence average computations as 470 months and zero months, respectively. The information in this figure includes conditions of confinement as described in USSG §5C1.1. Italicized numbers depict median values and the bolded numbers at the end of the bar indicate average values. Descriptions of variables used in this figure are provided in Appendix A.

SOURCE: U.S. Sentencing Commission, 2025 Datafile, USSCFY25.

Figure D-4

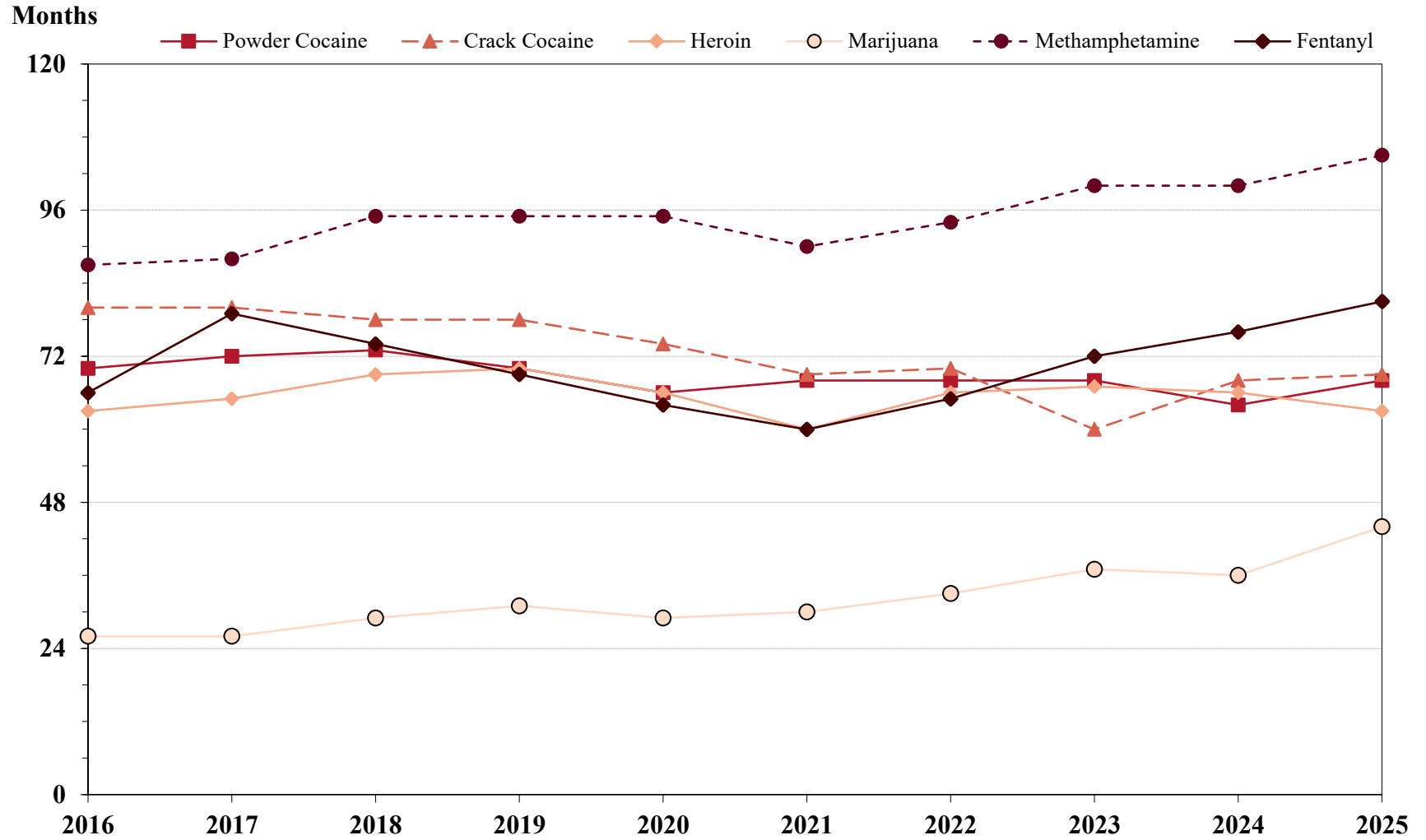
**NUMBER OF DRUG TRAFFICKING CASES
BY MAJOR DRUG TYPE OVER TIME¹
Fiscal Years 2016 - 2025**



¹ Only individuals sentenced under §§2D1.1 (Drug Trafficking), 2D1.2 (Protected Locations), 2D1.5 (Continuing Criminal Enterprise), 2D1.6 (Use of a Communication Facility), 2D1.8 (Rent/Manage Drug Establishment), 2D1.10 (Endangering Human Life While Manufacturing), or 2D1.14 (Narco-Terrorism) are depicted in this figure. Additional cases were excluded due to missing information on drug type. Descriptions of variables used in this figure are provided in Appendix A.

Figure D-5

**SENTENCE LENGTH IN DRUG TRAFFICKING CASES
BY MAJOR DRUG TYPE OVER TIME¹**
Fiscal Years 2016 - 2025



¹ Only individuals sentenced under §§2D1.1 (Drug Trafficking), 2D1.2 (Protected Locations), 2D1.5 (Continuing Criminal Enterprise), 2D1.6 (Use of a Communication Facility), 2D1.8 (Rent/Manage Drug Establishment), 2D1.10 (Endangering Human Life While Manufacturing), or 2D1.14 (Narco-Terrorism) are depicted in this figure. Sentences of 470 months or greater (including life) and probation were included in the sentence average computations as 470 months and zero months, respectively. The information in this figure includes conditions of confinement as described in USSG §5C1.1. Cases missing drug type or sentencing information were also excluded. Descriptions of variables used in this figure are provided in Appendix A.

SOURCE: U.S. Sentencing Commission, 2016 - 2025 Datafiles, USSCFY16 - USSCFY25.