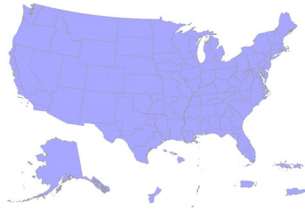


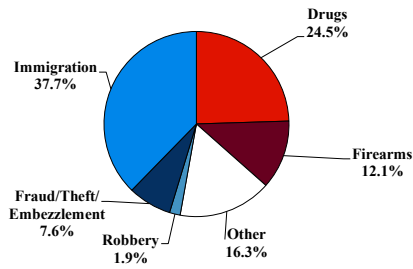
District at a Glance

National

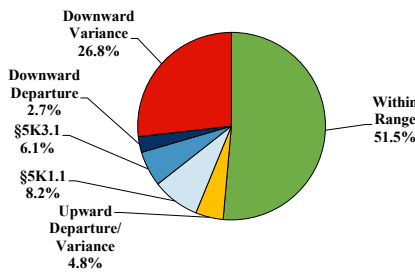
Fiscal Year 2025



Type of Crime



Sentence Imposed Relative to the Guideline Range



SENTENCING INFORMATION BY TYPE OF CRIME

	TOTAL	Immigration	Drug Trafficking	Firearms	Fraud/Theft /Embezzle	Robbery	Child Porn	Money Laundering	All Other
Total	66,662	25,119	16,222	8,041	5,080	1,249	1,432	1,368	8,151
Mean Sentence (months)	47	10	87	51	22	107	119	61	74
Median Sentence (months)	18	5	70	41	12	90	97	30	14

IMPRISONMENT

Total Receiving Imprisonment	61,557	24,006	15,665	7,552	3,813	1,235	1,421	1,208	6,657
Prison Only	60,135	23,702	15,215	7,378	3,633	1,206	1,399	1,168	6,434
Up to 12 Months	22,163	17,037	977	565	1,128	35	27	195	2,199
13 to 60 Months	21,803	6,440	5,585	4,536	2,065	311	315	575	1,976
61 to 120 Months	9,207	206	4,925	1,831	356	477	587	202	623
Over 120 Months	6,962	19	3,728	446	84	383	470	196	1,636
Prison and Alternatives	1,422	304	450	174	180	29	22	40	223

PROBATION

Total Receiving Probation	4,829	1,110	556	485	1,252	14	11	160	1,241
Probation Only	4,141	1,024	462	399	1,027	11	10	133	1,075
Probation and Alternatives	688	86	94	86	225	3	1	27	166

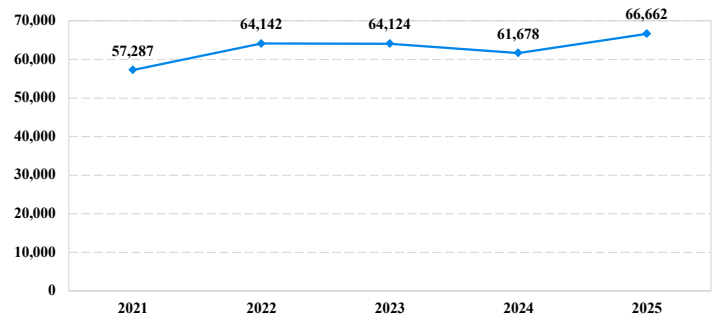
FINE ONLY

Total	276	3	1	4	15	0	0	0	253
--------------	------------	----------	----------	----------	-----------	----------	----------	----------	------------

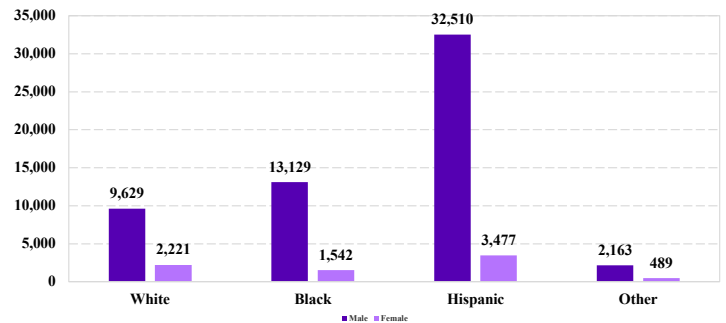
Cases with indeterminable sentence terms are excluded from the calculation of the Mean Sentence or Median Sentence category. Sentences greater than 470 months and probation were included in the sentence average computations as 470 months and zero months, respectively. Cases in the Total Receiving Imprisonment, Total Receiving Probation, and Fine Only categories total 100 percent of all cases. Cases missing information required for a specific analysis were excluded from that analysis. Descriptions of variables used in this analysis are provided in Appendix A.

SOURCE: U.S. Sentencing Commission, 2021 - 2025 Datafiles, USSCFY21 - USSCFY25.

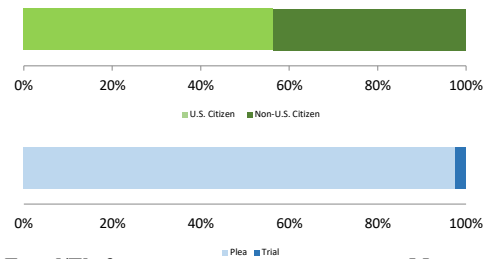
Number of Sentenced Individuals Over Time



Race and Gender



Citizenship, Guilty Pleas, and Trials



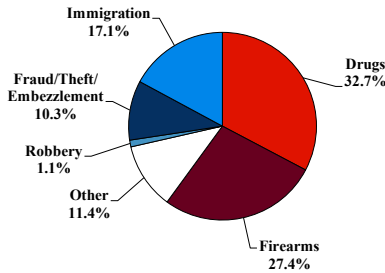
District at a Glance

Middle District of Alabama

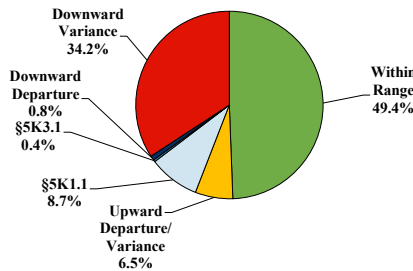
Fiscal Year 2025



Type of Crime



Sentence Imposed Relative to the Guideline Range



SENTENCING INFORMATION BY TYPE OF CRIME

	TOTAL	Immigration	Drug Trafficking	Firearms	Fraud/Theft /Embezzle	Robbery	Child Porn	Money Laundering	All Other
Total	263	45	86	72	27	3	3	6	21
Mean Sentence (months)	71	3	119	60	38	107	106	75	85
Median Sentence (months)	45	1	120	45	30	108	108	53	24

IMPRISONMENT

Total Receiving Imprisonment	253	45	85	70	22	3	3	6	19
Prison Only	249	45	84	69	21	3	3	5	19
Up to 12 Months	57	41	1	6	5	0	1	0	3
13 to 60 Months	82	4	21	37	9	0	0	2	9
61 to 120 Months	62	0	29	20	6	3	1	2	1
Over 120 Months	48	0	33	6	1	0	1	1	6
Prison and Alternatives	4	0	1	1	1	0	0	1	0

PROBATION

Total Receiving Probation	10	0	1	2	5	0	0	0	2
Probation Only	9	0	1	1	5	0	0	0	2
Probation and Alternatives	1	0	0	1	0	0	0	0	0

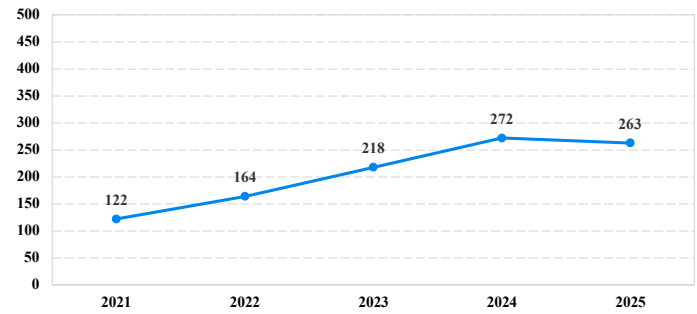
FINE ONLY

Total	0	0	0	0	0	0	0	0	0
--------------	----------	----------	----------	----------	----------	----------	----------	----------	----------

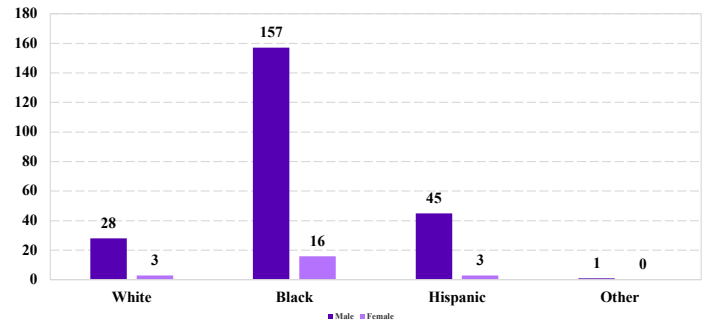
Cases with indeterminable sentence terms are excluded from the calculation of the Mean Sentence or Median Sentence category. Sentences greater than 470 months and probation were included in the sentence average computations as 470 months and zero months, respectively. Cases in the Total Receiving Imprisonment, Total Receiving Probation, and Fine Only categories total 100 percent of all cases. Cases missing information required for a specific analysis were excluded from that analysis. Descriptions of variables used in this analysis are provided in Appendix A.

SOURCE: U.S. Sentencing Commission, 2021 - 2025 Datafiles, USSCFY21 - USSCFY25.

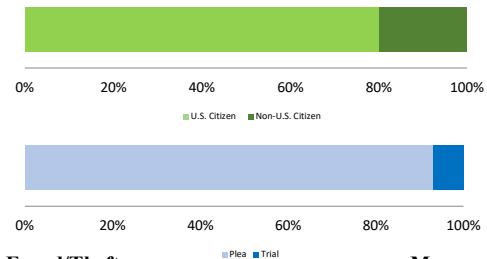
Number of Sentenced Individuals Over Time



Race and Gender



Citizenship, Guilty Pleas, and Trials



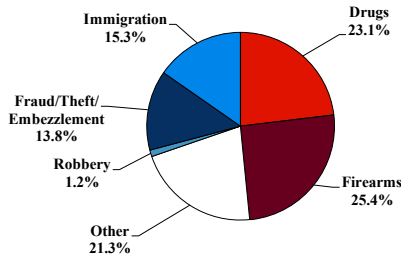
District at a Glance

Northern District of Alabama

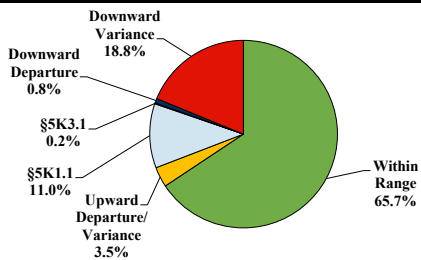
Fiscal Year 2025



Type of Crime



Sentence Imposed Relative to the Guideline Range



SENTENCING INFORMATION BY TYPE OF CRIME

	TOTAL	Immigration	Drug Trafficking	Firearms	Fraud/Theft /Embezzle	Robbery	Child Porn	Money Laundering	All Other
Total	516	79	115	131	71	6	2	10	102
Mean Sentence (months)	49	4	97	38	24	98	--	14	57
Median Sentence (months)	24	0	84	30	12	89	--	2	0

IMPRISONMENT

Total Receiving Imprisonment	410	78	111	123	53	6	2	3	34
Prison Only	401	78	108	123	49	6	2	3	32
Up to 12 Months	107	73	1	15	13	0	0	1	4
13 to 60 Months	170	5	36	89	29	2	0	1	8
61 to 120 Months	73	0	39	18	7	2	0	1	6
Over 120 Months	51	0	32	1	0	2	2	0	14
Prison and Alternatives	9	0	3	0	4	0	0	0	2

PROBATION

Total Receiving Probation	48	1	4	8	17	0	0	7	11
Probation Only	38	1	4	5	12	0	0	5	11
Probation and Alternatives	10	0	0	3	5	0	0	2	0

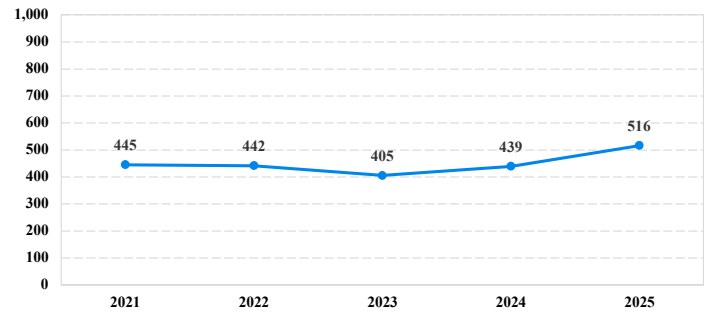
FINE ONLY

Total	58	0	0	0	1	0	0	0	57
--------------	-----------	----------	----------	----------	----------	----------	----------	----------	-----------

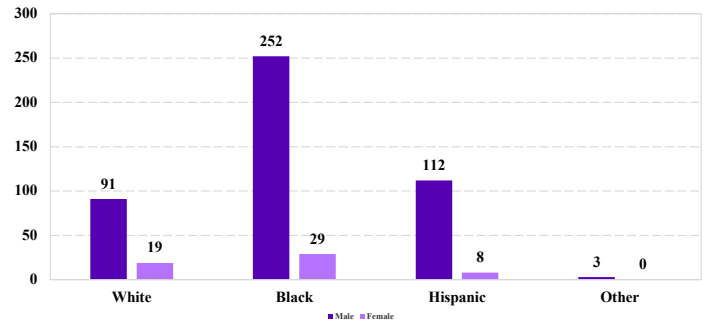
Cases with indeterminable sentence terms are excluded from the calculation of the Mean Sentence or Median Sentence category. Sentences greater than 470 months and probation were included in the sentence average computations as 470 months and zero months, respectively. Cases in the Total Receiving Imprisonment, Total Receiving Probation, and Fine Only categories total 100 percent of all cases. Cases missing information required for a specific analysis were excluded from that analysis. Descriptions of variables used in this analysis are provided in Appendix A.

SOURCE: U.S. Sentencing Commission, 2021 - 2025 Datafiles, USSCFY21 - USSCFY25.

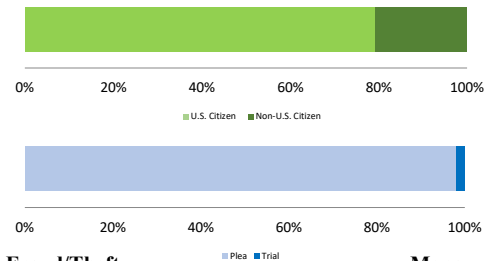
Number of Sentenced Individuals Over Time



Race and Gender



Citizenship, Guilty Pleas, and Trials



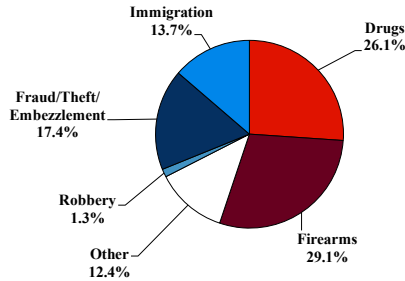
District at a Glance

Southern District of Alabama

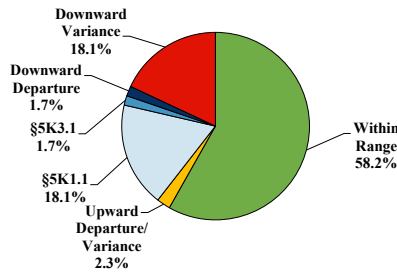
Fiscal Year 2025



Type of Crime



Sentence Imposed Relative to the Guideline Range



SENTENCING INFORMATION BY TYPE OF CRIME

	TOTAL	Immigration	Drug Trafficking	Firearms	Fraud/Theft /Embezzle	Robbery	Child Porn	Money Laundering	All Other
Total	299	41	78	87	52	4	4	1	32
Mean Sentence (months)	64	4	105	44	32	105	169	--	133
Median Sentence (months)	37	2	90	30	16	113	158	--	65

IMPRISONMENT

Total Receiving Imprisonment	285	41	77	87	42	4	4	1	29
Prison Only	282	41	76	86	41	4	4	1	29
Up to 12 Months	66	40	3	8	9	0	0	1	5
13 to 60 Months	119	1	23	63	23	1	0	0	8
61 to 120 Months	54	0	29	10	8	1	1	0	5
Over 120 Months	43	0	21	5	1	2	3	0	11
Prison and Alternatives	3	0	1	1	1	0	0	0	0

PROBATION

Total Receiving Probation	14	0	1	0	10	0	0	0	3
Probation Only	10	0	0	0	7	0	0	0	3
Probation and Alternatives	4	0	1	0	3	0	0	0	0

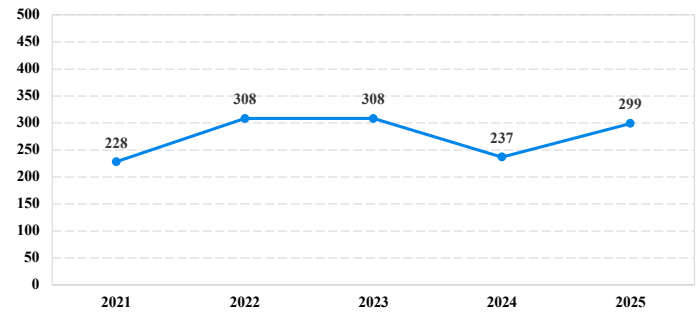
FINE ONLY

Total	0	0	0	0	0	0	0	0	0
--------------	----------	----------	----------	----------	----------	----------	----------	----------	----------

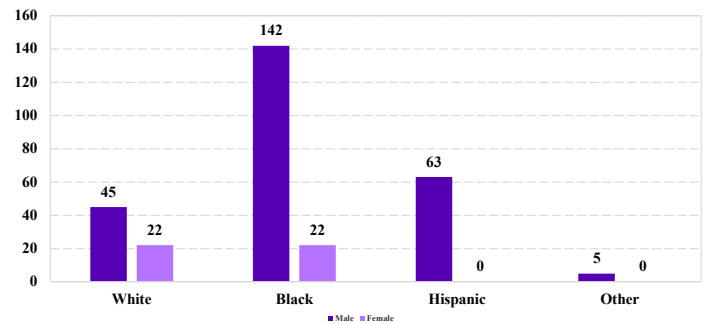
Cases with indeterminable sentence terms are excluded from the calculation of the Mean Sentence or Median Sentence category. Sentences greater than 470 months and probation were included in the sentence average computations as 470 months and zero months, respectively. Cases in the Total Receiving Imprisonment, Total Receiving Probation, and Fine Only categories total 100 percent of all cases. Cases missing information required for a specific analysis were excluded from that analysis. Descriptions of variables used in this analysis are provided in Appendix A.

SOURCE: U.S. Sentencing Commission, 2021 - 2025 Datafiles, USSCFY21 - USSCFY25.

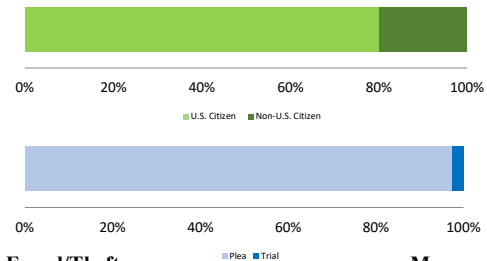
Number of Sentenced Individuals Over Time



Race and Gender



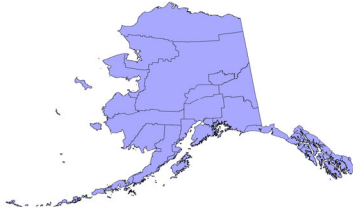
Citizenship, Guilty Pleas, and Trials



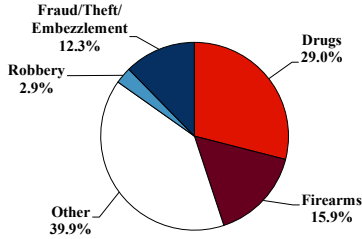
District at a Glance

District of Alaska

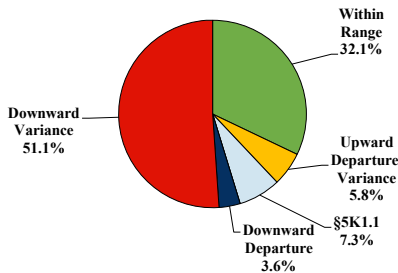
Fiscal Year 2025



Type of Crime



Sentence Imposed Relative to the Guideline Range



SENTENCING INFORMATION BY TYPE OF CRIME

	TOTAL	Immigration	Drug Trafficking	Firearms	Fraud/Theft /Embezzle	Robbery	Child Porn	Money Laundering	All Other
Total	138	0	40	22	17	4	6	11	38
Mean Sentence (months)	67	--	93	56	10	86	100	70	65
Median Sentence (months)	51	--	68	40	0	69	60	60	5

IMPRISONMENT

Total Receiving Imprisonment	115	0	39	22	11	4	6	11	22
Prison Only	100	0	31	19	10	4	5	9	22
Up to 12 Months	14	0	2	2	5	0	0	0	5
13 to 60 Months	45	0	12	13	5	2	4	4	5
61 to 120 Months	26	0	13	3	0	1	1	3	5
Over 120 Months	15	0	4	1	0	1	0	2	7
Prison and Alternatives	15	0	8	3	1	0	1	2	0

PROBATION

Total Receiving Probation	22	0	1	0	6	0	0	0	15
Probation Only	20	0	0	0	6	0	0	0	14
Probation and Alternatives	2	0	1	0	0	0	0	0	1

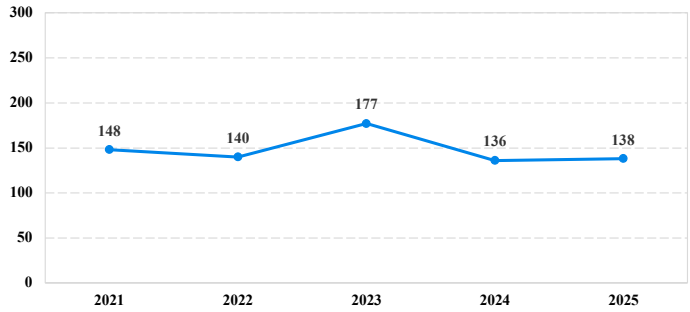
FINE ONLY

Total	1	0	0	0	0	0	0	0	1
--------------	----------	----------	----------	----------	----------	----------	----------	----------	----------

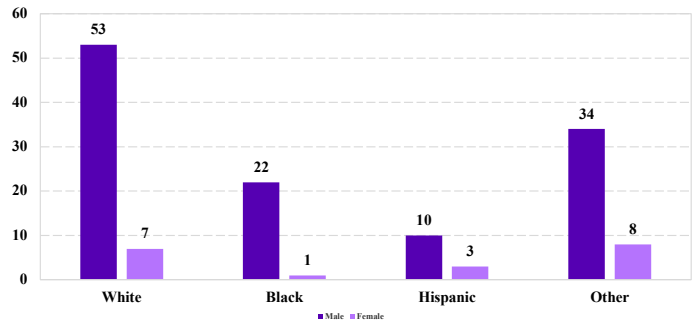
Cases with indeterminable sentence terms are excluded from the calculation of the Mean Sentence or Median Sentence category. Sentences greater than 470 months and probation were included in the sentence average computations as 470 months and zero months, respectively. Cases in the Total Receiving Imprisonment, Total Receiving Probation, and Fine Only categories total 100 percent of all cases. Cases missing information required for a specific analysis were excluded from that analysis. Descriptions of variables used in this analysis are provided in Appendix A.

SOURCE: U.S. Sentencing Commission, 2021 - 2025 Datafiles, USSCFY21 - USSCFY25.

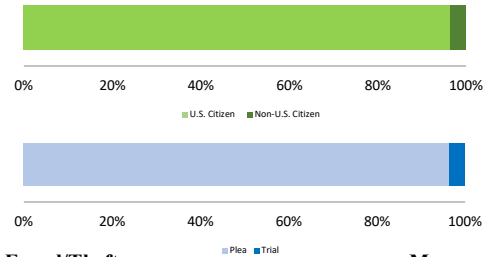
Number of Sentenced Individuals Over Time



Race and Gender



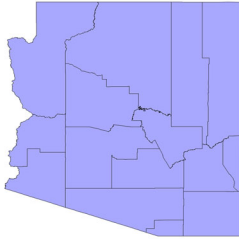
Citizenship, Guilty Pleas, and Trials



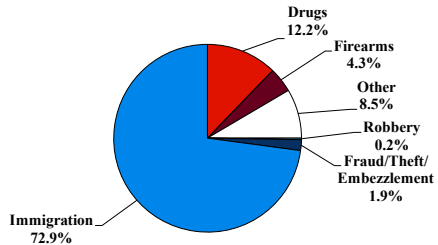
District at a Glance

District of Arizona

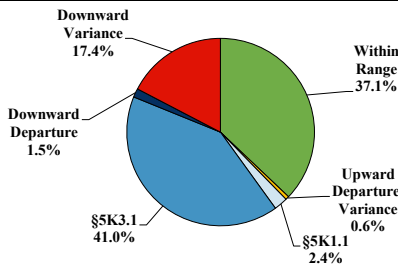
Fiscal Year 2025



Type of Crime



Sentence Imposed Relative to the Guideline Range



SENTENCING INFORMATION BY TYPE OF CRIME

	TOTAL	Immigration	Drug Trafficking	Firearms	Fraud/Theft /Embezzle	Robbery	Child Porn	Money Laundering	All Other
	4,134	3,014	494	179	77	10	14	53	293
Mean Sentence (months)	16	8	37	18	12	73	121	28	49
Median Sentence (months)	6	5	30	12	8	59	88	5	15

IMPRISONMENT

	TOTAL	Immigration	Drug Trafficking	Firearms	Fraud/Theft /Embezzle	Robbery	Child Porn	Money Laundering	All Other
Total Receiving Imprisonment	3,770	2,815	471	135	56	10	14	38	231
Prison Only	3,685	2,783	453	128	55	10	12	36	208
Up to 12 Months	2,255	2,081	43	38	21	0	0	14	58
13 to 60 Months	1,270	689	339	84	34	7	4	13	100
61 to 120 Months	120	11	66	6	0	2	4	8	23
Over 120 Months	40	2	5	0	0	1	4	1	27
Prison and Alternatives	85	32	18	7	1	0	2	2	23

PROBATION

	TOTAL	Immigration	Drug Trafficking	Firearms	Fraud/Theft /Embezzle	Robbery	Child Porn	Money Laundering	All Other
Total Receiving Probation	364	199	23	44	21	0	0	15	62
Probation Only	350	192	22	43	20	0	0	15	58
Probation and Alternatives	14	7	1	1	1	0	0	0	4

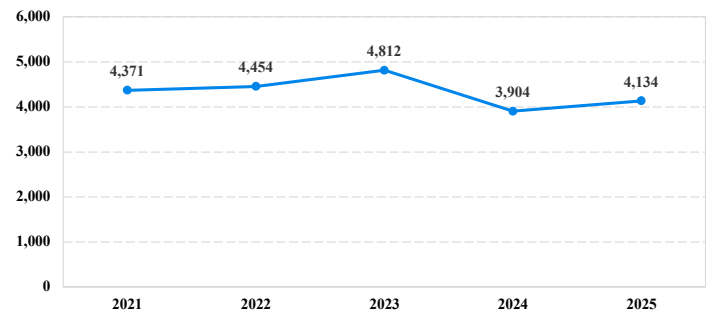
FINE ONLY

	TOTAL	Immigration	Drug Trafficking	Firearms	Fraud/Theft /Embezzle	Robbery	Child Porn	Money Laundering	All Other
	0	0	0	0	0	0	0	0	0

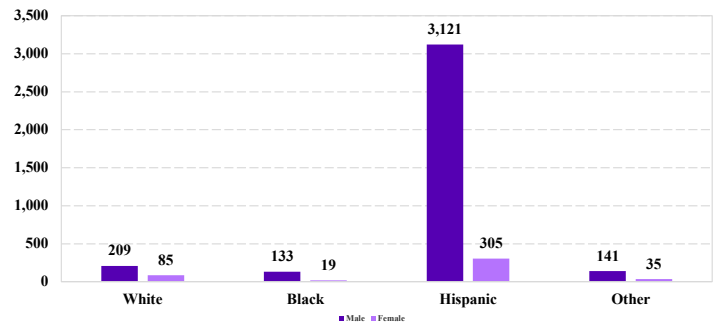
Cases with indeterminable sentence terms are excluded from the calculation of the Mean Sentence or Median Sentence category. Sentences greater than 470 months and probation were included in the sentence average computations as 470 months and zero months, respectively. Cases in the Total Receiving Imprisonment, Total Receiving Probation, and Fine Only categories total 100 percent of all cases. Cases missing information required for a specific analysis were excluded from that analysis. Descriptions of variables used in this analysis are provided in Appendix A.

SOURCE: U.S. Sentencing Commission, 2021 - 2025 Datafiles, USSCFY21 - USSCFY25.

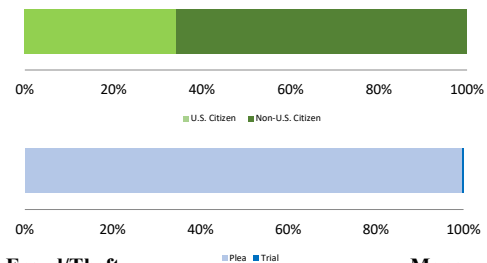
Number of Sentenced Individuals Over Time



Race and Gender



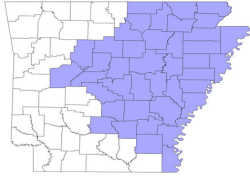
Citizenship, Guilty Pleas, and Trials



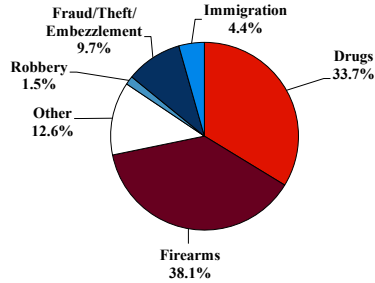
District at a Glance

Eastern District of Arkansas

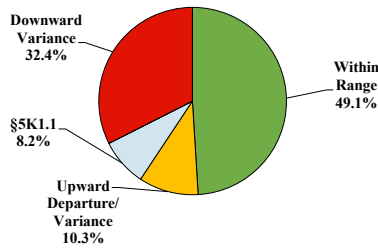
Fiscal Year 2025



Type of Crime



Sentence Imposed Relative to the Guideline Range



SENTENCING INFORMATION BY TYPE OF CRIME

	TOTAL	Immigration	Drug Trafficking	Firearms	Fraud/Theft /Embezzle	Robbery	Child Porn	Money Laundering	All Other
	475	21	160	181	46	7	14	8	38
Mean Sentence (months)	73	6	95	72	17	76	99	109	69
Median Sentence (months)	60	0	90	60	6	72	81	96	36

IMPRISONMENT

Total Receiving Imprisonment	415	16	143	172	27	7	14	7	29
Prison Only	413	16	142	172	26	7	14	7	29
Up to 12 Months	33	12	7	5	7	0	0	0	2
13 to 60 Months	169	4	41	85	18	3	3	2	13
61 to 120 Months	128	0	51	57	0	3	7	2	8
Over 120 Months	83	0	43	25	1	1	4	3	6
Prison and Alternatives	2	0	1	0	1	0	0	0	0

PROBATION

Total Receiving Probation	60	5	17	9	19	0	0	1	9
Probation Only	57	5	17	9	17	0	0	1	8
Probation and Alternatives	3	0	0	0	2	0	0	0	1

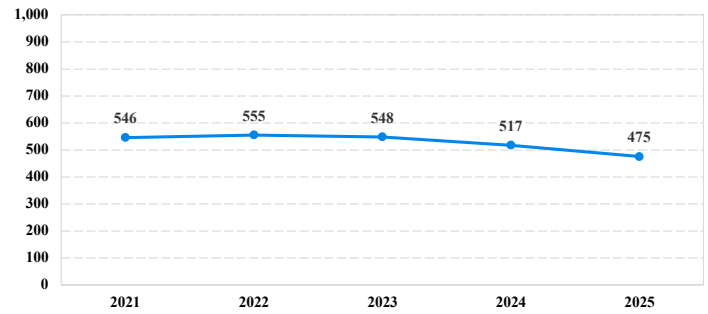
FINE ONLY

0	0	0	0	0	0	0	0	0	0
----------	----------	----------	----------	----------	----------	----------	----------	----------	----------

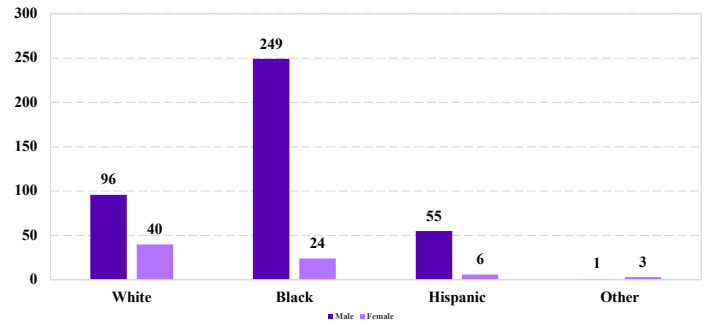
Cases with indeterminable sentence terms are excluded from the calculation of the Mean Sentence or Median Sentence category. Sentences greater than 470 months and probation were included in the sentence average computations as 470 months and zero months, respectively. Cases in the Total Receiving Imprisonment, Total Receiving Probation, and Fine Only categories total 100 percent of all cases. Cases missing information required for a specific analysis were excluded from that analysis. Descriptions of variables used in this analysis are provided in Appendix A.

SOURCE: U.S. Sentencing Commission, 2021 - 2025 Datafiles, USSCFY21 - USSCFY25.

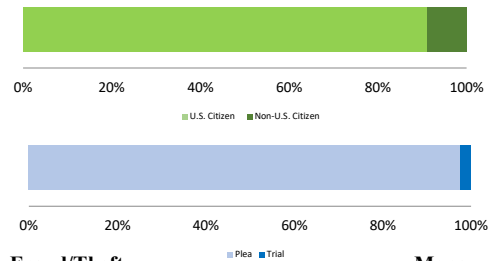
Number of Sentenced Individuals Over Time



Race and Gender



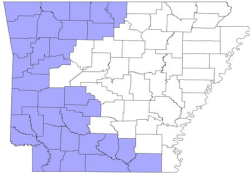
Citizenship, Guilty Pleas, and Trials



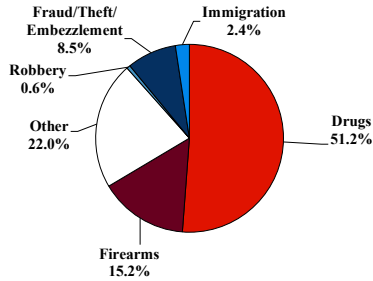
District at a Glance

Western District of Arkansas

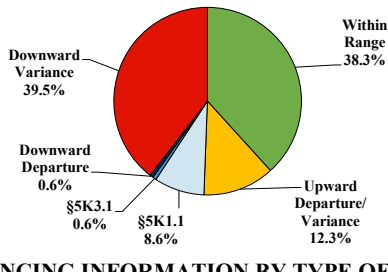
Fiscal Year 2025



Type of Crime



Sentence Imposed Relative to the Guideline Range



SENTENCING INFORMATION BY TYPE OF CRIME

	TOTAL	Immigration	Drug Trafficking	Firearms	Fraud/Theft /Embezzle	Robbery	Child Porn	Money Laundering	All Other
Total	164	4	84	25	14	1	10	6	20
Mean Sentence (months)	94	16	124	47	24	--	125	86	77
Median Sentence (months)	78	12	120	41	14	--	114	59	30

IMPRISONMENT

Total Receiving Imprisonment	153	4	83	25	9	1	10	5	16
Prison Only	150	4	81	25	8	1	10	5	16
Up to 12 Months	5	2	0	0	2	0	0	0	1
13 to 60 Months	53	2	15	20	4	0	1	3	8
61 to 120 Months	42	0	28	4	2	0	5	0	3
Over 120 Months	50	0	38	1	0	1	4	2	4
Prison and Alternatives	3	0	2	0	1	0	0	0	0

PROBATION

Total Receiving Probation	8	0	1	0	5	0	0	1	1
Probation Only	4	0	0	0	4	0	0	0	0
Probation and Alternatives	4	0	1	0	1	0	0	1	1

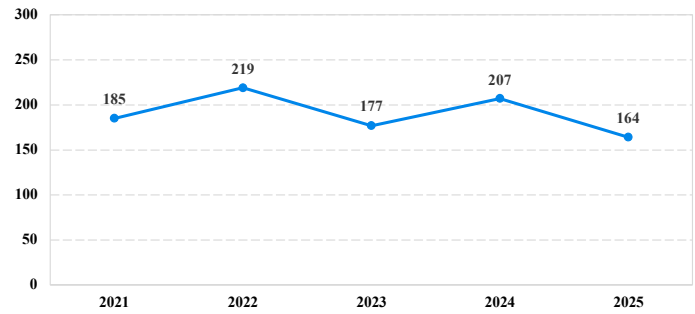
FINE ONLY

Total	3	0	0	0	0	0	0	0	3
--------------	----------	----------	----------	----------	----------	----------	----------	----------	----------

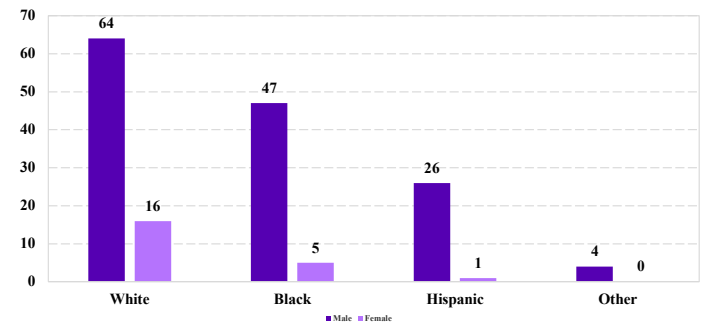
Cases with indeterminable sentence terms are excluded from the calculation of the Mean Sentence or Median Sentence category. Sentences greater than 470 months and probation were included in the sentence average computations as 470 months and zero months, respectively. Cases in the Total Receiving Imprisonment, Total Receiving Probation, and Fine Only categories total 100 percent of all cases. Cases missing information required for a specific analysis were excluded from that analysis. Descriptions of variables used in this analysis are provided in Appendix A.

SOURCE: U.S. Sentencing Commission, 2021 - 2025 Datafiles, USSCFY21 - USSCFY25.

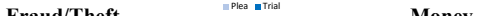
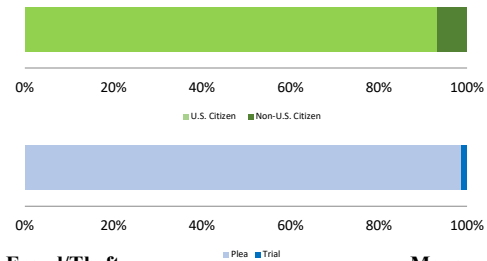
Number of Sentenced Individuals Over Time



Race and Gender



Citizenship, Guilty Pleas, and Trials



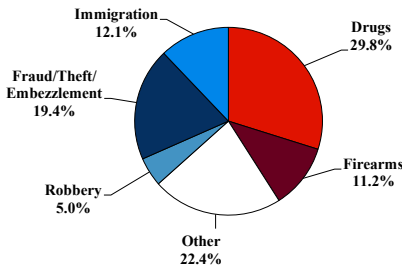
District at a Glance

Central District of California

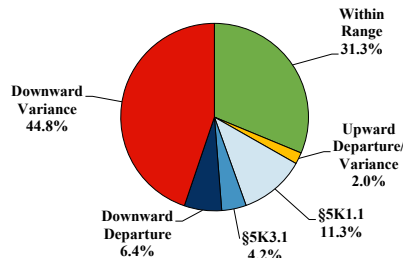
Fiscal Year 2025



Type of Crime



Sentence Imposed Relative to the Guideline Range



SENTENCING INFORMATION BY TYPE OF CRIME

	TOTAL	Immigration	Drug Trafficking	Firearms	Fraud/Theft /Embezzle	Robbery	Child Porn	Money Laundering	All Other
Total	932	113	275	104	181	47	25	41	146
Mean Sentence (months)	54	7	77	39	29	89	104	48	67
Median Sentence (months)	30	3	60	30	20	80	84	38	12

IMPRISONMENT

Total Receiving Imprisonment	825	112	265	94	152	46	25	35	96
Prison Only	795	111	255	89	145	45	24	34	92
Up to 12 Months	187	88	25	8	35	7	1	1	22
13 to 60 Months	349	23	98	64	87	13	6	22	36
61 to 120 Months	154	0	82	13	18	13	10	9	9
Over 120 Months	105	0	50	4	5	12	7	2	25
Prison and Alternatives	30	1	10	5	7	1	1	1	4

PROBATION

Total Receiving Probation	103	1	10	10	29	1	0	6	46
Probation Only	78	0	7	7	26	1	0	5	32
Probation and Alternatives	25	1	3	3	3	0	0	1	14

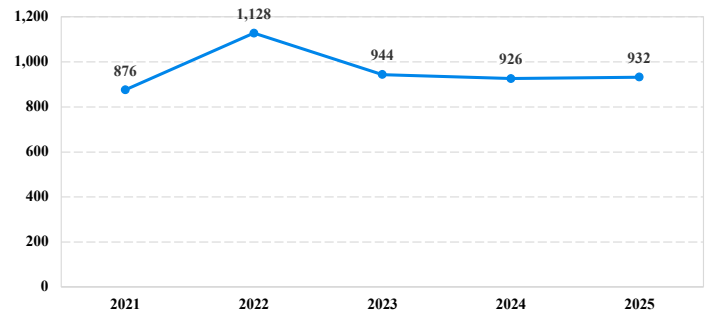
FINE ONLY

Total	4	0	0	0	0	0	0	0	4
--------------	----------	----------	----------	----------	----------	----------	----------	----------	----------

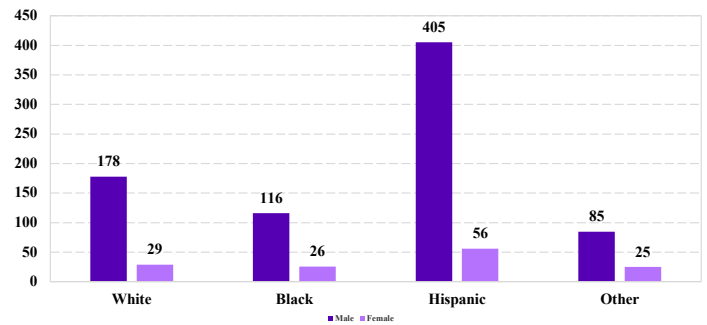
Cases with indeterminable sentence terms are excluded from the calculation of the Mean Sentence or Median Sentence category. Sentences greater than 470 months and probation were included in the sentence average computations as 470 months and zero months, respectively. Cases in the Total Receiving Imprisonment, Total Receiving Probation, and Fine Only categories total 100 percent of all cases. Cases missing information required for a specific analysis were excluded from that analysis. Descriptions of variables used in this analysis are provided in Appendix A.

SOURCE: U.S. Sentencing Commission, 2021 - 2025 Datafiles, USSCFY21 - USSCFY25.

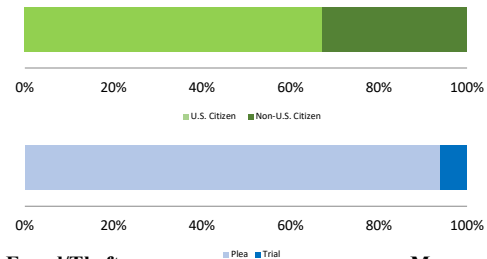
Number of Sentenced Individuals Over Time



Race and Gender



Citizenship, Guilty Pleas, and Trials



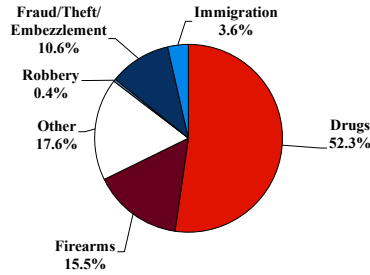
District at a Glance

Eastern District of California

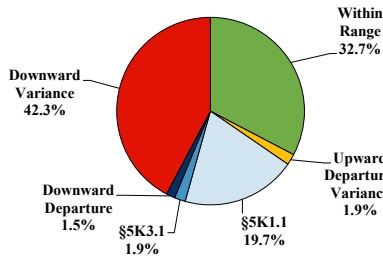
Fiscal Year 2025



Type of Crime



Sentence Imposed Relative to the Guideline Range



SENTENCING INFORMATION BY TYPE OF CRIME

	TOTAL	Immigration	Drug Trafficking	Firearms	Fraud/Theft /Embezzle	Robbery	Child Porn	Money Laundering	All Other
Total	472	17	247	73	50	2	9	9	65
Mean Sentence (months)	82	15	92	56	33	--	132	96	124
Median Sentence (months)	60	12	78	49	26	--	96	70	37

IMPRISONMENT

Total Receiving Imprisonment	452	17	245	72	42	2	9	9	56
Prison Only	451	17	244	72	42	2	9	9	56
Up to 12 Months	54	10	26	4	5	0	0	0	9
13 to 60 Months	185	6	77	43	31	1	2	4	21
61 to 120 Months	104	1	69	20	5	1	3	2	3
Over 120 Months	108	0	72	5	1	0	4	3	23
Prison and Alternatives	1	0	1	0	0	0	0	0	0

PROBATION

Total Receiving Probation	19	0	2	1	8	0	0	0	8
Probation Only	15	0	2	1	7	0	0	0	5
Probation and Alternatives	4	0	0	0	1	0	0	0	3

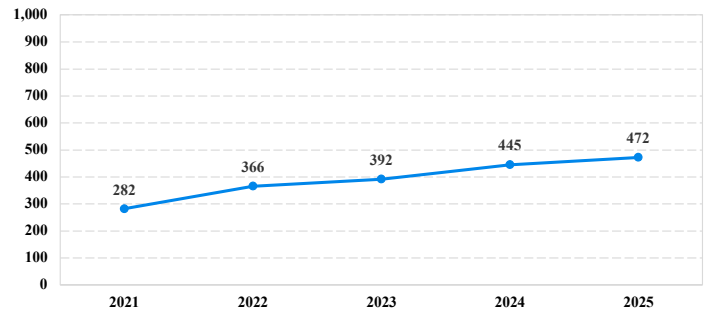
FINE ONLY

Total	1	0	0	0	0	0	0	0	1
--------------	----------	----------	----------	----------	----------	----------	----------	----------	----------

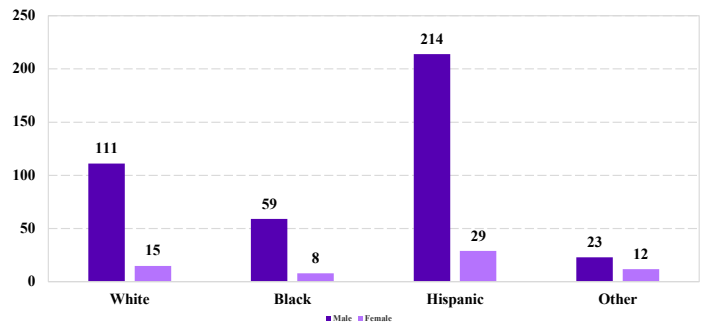
Cases with indeterminable sentence terms are excluded from the calculation of the Mean Sentence or Median Sentence category. Sentences greater than 470 months and probation were included in the sentence average computations as 470 months and zero months, respectively. Cases in the Total Receiving Imprisonment, Total Receiving Probation, and Fine Only categories total 100 percent of all cases. Cases missing information required for a specific analysis were excluded from that analysis. Descriptions of variables used in this analysis are provided in Appendix A.

SOURCE: U.S. Sentencing Commission, 2021 - 2025 Datafiles, USSCFY21 - USSCFY25.

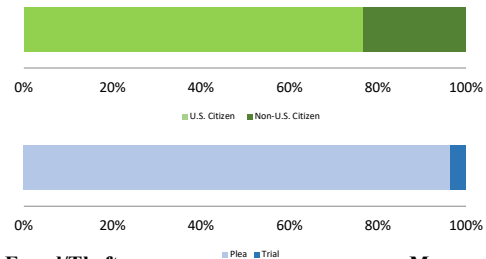
Number of Sentenced Individuals Over Time



Race and Gender



Citizenship, Guilty Pleas, and Trials



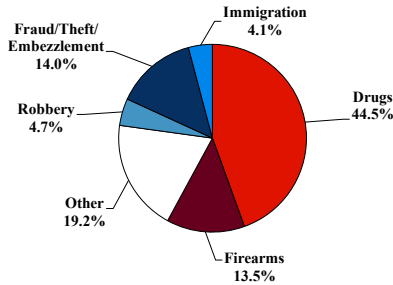
District at a Glance

Northern District of California

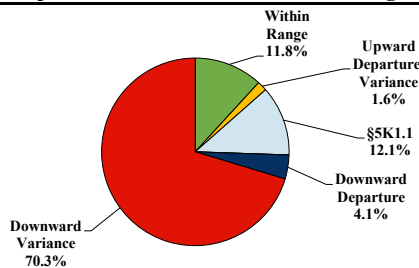
Fiscal Year 2025



Type of Crime



Sentence Imposed Relative to the Guideline Range



SENTENCING INFORMATION BY TYPE OF CRIME

	TOTAL	Immigration	Drug Trafficking	Firearms	Fraud/Theft /Embezzle	Robbery	Child Porn	Money Laundering	All Other
	364	15	162	49	51	17	9	14	47
Mean Sentence (months)	36	13	29	34	13	47	106	24	82
Median Sentence (months)	18	14	13	34	10	42	75	12	17

IMPRISONMENT

Total Receiving Imprisonment	337	12	159	44	43	17	9	12	41
Prison Only	330	12	155	43	42	17	9	12	40
Up to 12 Months	120	4	69	7	17	4	0	5	14
13 to 60 Months	153	8	63	29	25	9	3	5	11
61 to 120 Months	43	0	20	7	0	4	4	2	6
Over 120 Months	14	0	3	0	0	0	2	0	9
Prison and Alternatives	7	0	4	1	1	0	0	0	1

PROBATION

Total Receiving Probation	27	3	3	5	8	0	0	2	6
Probation Only	25	3	3	4	8	0	0	2	5
Probation and Alternatives	2	0	0	1	0	0	0	0	1

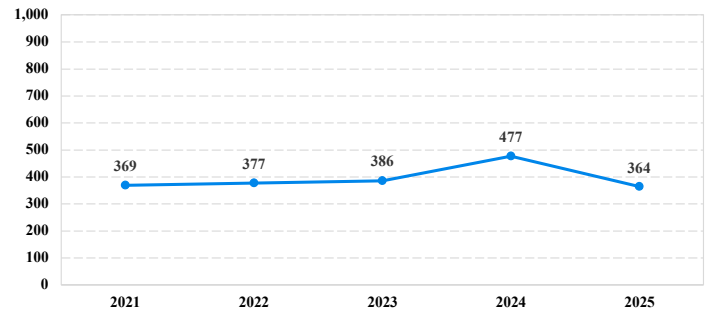
FINE ONLY

FINE ONLY	0	0	0	0	0	0	0	0	0
------------------	----------	----------	----------	----------	----------	----------	----------	----------	----------

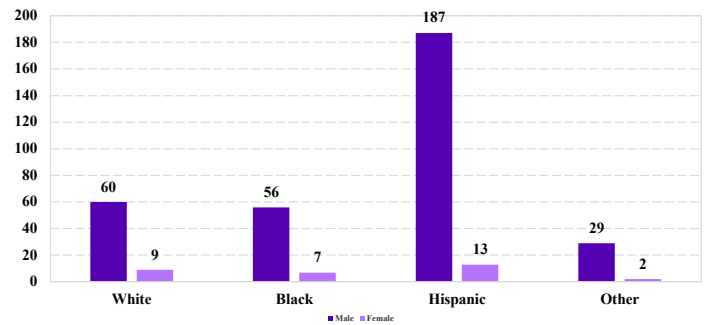
Cases with indeterminable sentence terms are excluded from the calculation of the Mean Sentence or Median Sentence category. Sentences greater than 470 months and probation were included in the sentence average computations as 470 months and zero months, respectively. Cases in the Total Receiving Imprisonment, Total Receiving Probation, and Fine Only categories total 100 percent of all cases. Cases missing information required for a specific analysis were excluded from that analysis. Descriptions of variables used in this analysis are provided in Appendix A.

SOURCE: U.S. Sentencing Commission, 2021 - 2025 Datafiles, USSCFY21 - USSCFY25.

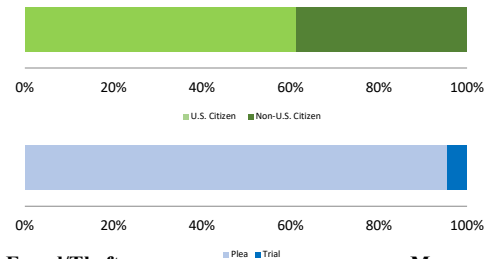
Number of Sentenced Individuals Over Time



Race and Gender



Citizenship, Guilty Pleas, and Trials



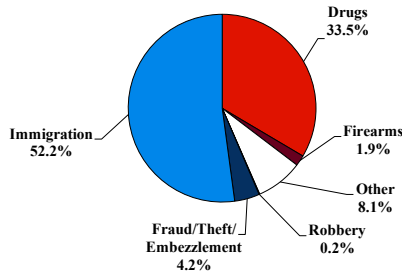
District at a Glance

Southern District of California

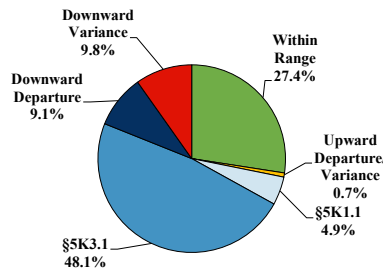
Fiscal Year 2025



Type of Crime



Sentence Imposed Relative to the Guideline Range



SENTENCING INFORMATION BY TYPE OF CRIME

	TOTAL	Immigration	Drug Trafficking	Firearms	Fraud/Theft /Embezzle	Robbery	Child Porn	Money Laundering	All Other
Total	2,661	1,388	881	50	113	4	22	99	104
Mean Sentence (months)	18	7	33	26	10	105	67	31	30
Median Sentence (months)	8	4	24	23	4	110	42	12	4

IMPRISONMENT

Total Receiving Imprisonment	2,536	1,348	843	47	95	4	22	92	85
Prison Only	2,402	1,306	772	42	90	3	22	88	79
Up to 12 Months	1,283	1,047	80	9	58	0	1	35	53
13 to 60 Months	979	256	595	29	27	1	15	41	15
61 to 120 Months	100	3	79	3	4	0	4	5	2
Over 120 Months	40	0	18	1	1	2	2	7	9
Prison and Alternatives	134	42	71	5	5	1	0	4	6

PROBATION

Total Receiving Probation	125	40	38	3	18	0	0	7	19
Probation Only	90	32	21	3	12	0	0	4	18
Probation and Alternatives	35	8	17	0	6	0	0	3	1

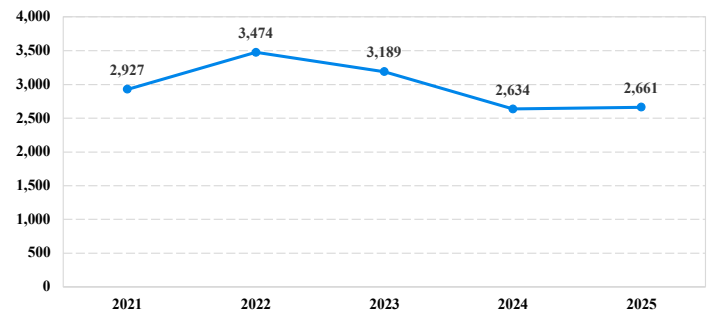
FINE ONLY

Total	0	0	0	0	0	0	0	0	0
--------------	----------	----------	----------	----------	----------	----------	----------	----------	----------

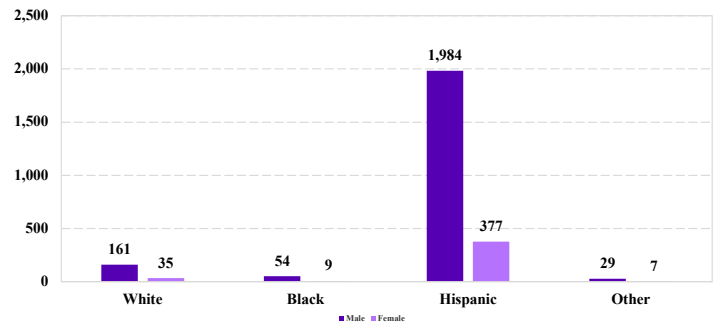
Cases with indeterminable sentence terms are excluded from the calculation of the Mean Sentence or Median Sentence category. Sentences greater than 470 months and probation were included in the sentence average computations as 470 months and zero months, respectively. Cases in the Total Receiving Imprisonment, Total Receiving Probation, and Fine Only categories total 100 percent of all cases. Cases missing information required for a specific analysis were excluded from that analysis. Descriptions of variables used in this analysis are provided in Appendix A.

SOURCE: U.S. Sentencing Commission, 2021 - 2025 Datafiles, USSCFY21 - USSCFY25.

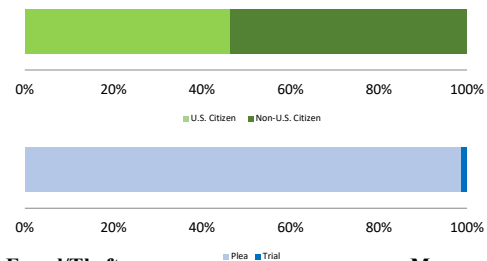
Number of Sentenced Individuals Over Time



Race and Gender



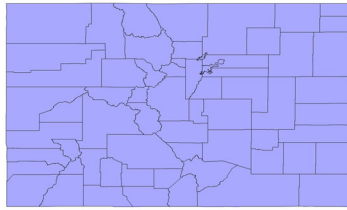
Citizenship, Guilty Pleas, and Trials



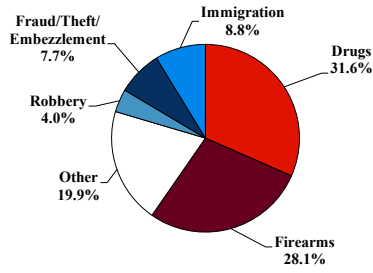
District at a Glance

District of Colorado

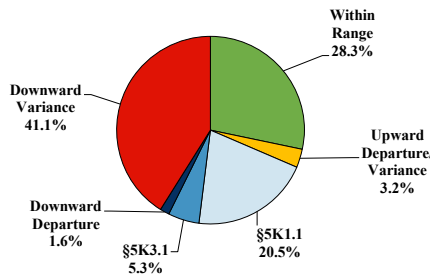
Fiscal Year 2025



Type of Crime



Sentence Imposed Relative to the Guideline Range



SENTENCING INFORMATION BY TYPE OF CRIME

	TOTAL	Immigration	Drug Trafficking	Firearms	Fraud/Theft /Embezzle	Robbery	Child Porn	Money Laundering	All Other
Total	377	33	119	106	29	15	0	21	54
Mean Sentence (months)	63	15	91	49	36	91	--	34	75
Median Sentence (months)	41	15	78	41	19	50	--	30	35

IMPRISONMENT

Total Receiving Imprisonment	350	33	119	96	22	15	0	19	46
Prison Only	347	33	119	95	22	15	0	18	45
Up to 12 Months	36	15	1	7	5	0	0	2	6
13 to 60 Months	181	18	49	56	14	8	0	12	24
61 to 120 Months	78	0	40	25	1	4	0	4	4
Over 120 Months	52	0	29	7	2	3	0	0	11
Prison and Alternatives	3	0	0	1	0	0	0	1	1

PROBATION

Total Receiving Probation	26	0	0	10	7	0	0	2	7
Probation Only	25	0	0	9	7	0	0	2	7
Probation and Alternatives	1	0	0	1	0	0	0	0	0

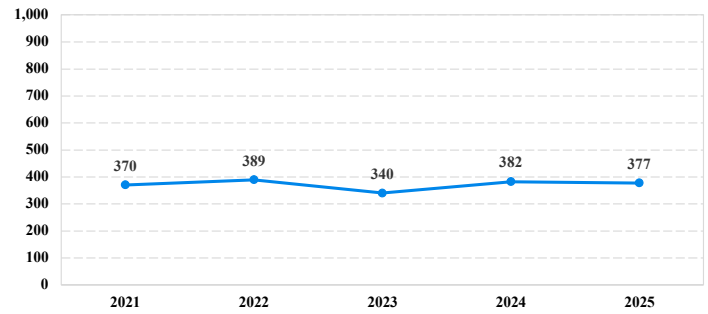
FINE ONLY

Total	1	0	0	0	0	0	0	0	1
--------------	----------	----------	----------	----------	----------	----------	----------	----------	----------

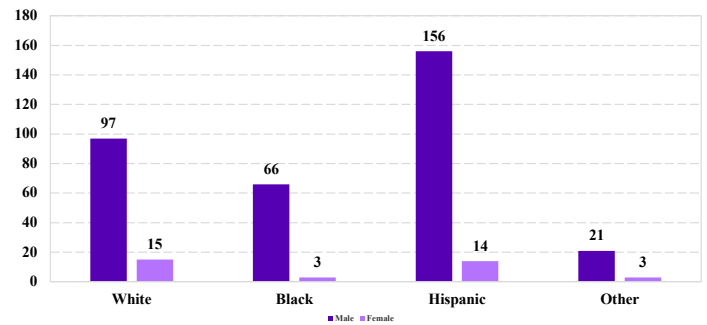
Cases with indeterminable sentence terms are excluded from the calculation of the Mean Sentence or Median Sentence category. Sentences greater than 470 months and probation were included in the sentence average computations as 470 months and zero months, respectively. Cases in the Total Receiving Imprisonment, Total Receiving Probation, and Fine Only categories total 100 percent of all cases. Cases missing information required for a specific analysis were excluded from that analysis. Descriptions of variables used in this analysis are provided in Appendix A.

SOURCE: U.S. Sentencing Commission, 2021 - 2025 Datafiles, USSCFY21 - USSCFY25.

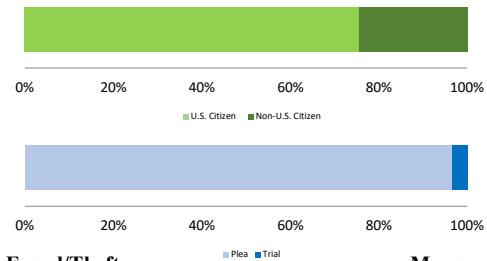
Number of Sentenced Individuals Over Time



Race and Gender



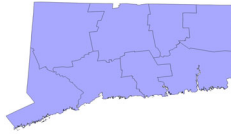
Citizenship, Guilty Pleas, and Trials



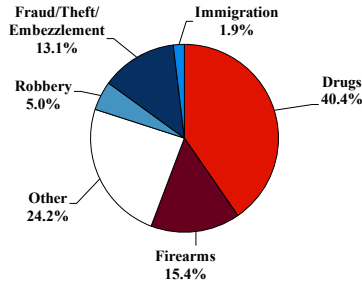
District at a Glance

District of Connecticut

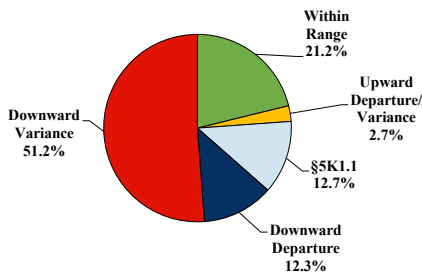
Fiscal Year 2025



Type of Crime



Sentence Imposed Relative to the Guideline Range



SENTENCING INFORMATION BY TYPE OF CRIME

	TOTAL	Immigration	Drug Trafficking	Firearms	Fraud/Theft /Embezzle	Robbery	Child Porn	Money Laundering	All Other
Total	260	5	105	40	34	13	4	8	51
Mean Sentence (months)	73	35	57	57	21	81	120	19	158
Median Sentence (months)	42	36	46	53	18	78	120	8	165

IMPRISONMENT

Total Receiving Imprisonment	237	5	95	38	31	12	4	7	45
Prison Only	232	5	92	37	30	12	4	7	45
Up to 12 Months	37	0	16	0	9	0	0	3	9
13 to 60 Months	103	5	36	26	20	4	0	4	8
61 to 120 Months	47	0	26	10	1	5	4	0	1
Over 120 Months	45	0	14	1	0	3	0	0	27
Prison and Alternatives	5	0	3	1	1	0	0	0	0

PROBATION

Total Receiving Probation	23	0	10	2	3	1	0	1	6
Probation Only	17	0	8	1	2	0	0	1	5
Probation and Alternatives	6	0	2	1	1	1	0	0	1

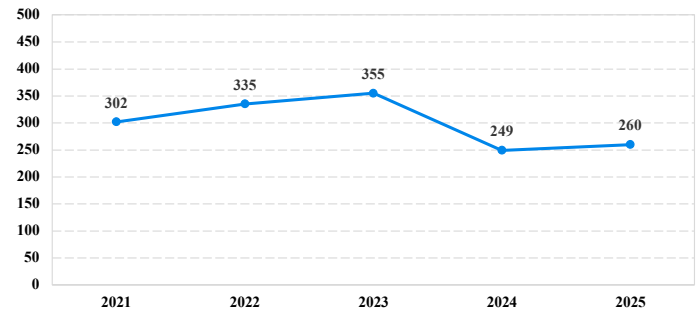
FINE ONLY

Total	0	0	0	0	0	0	0	0	0
--------------	----------	----------	----------	----------	----------	----------	----------	----------	----------

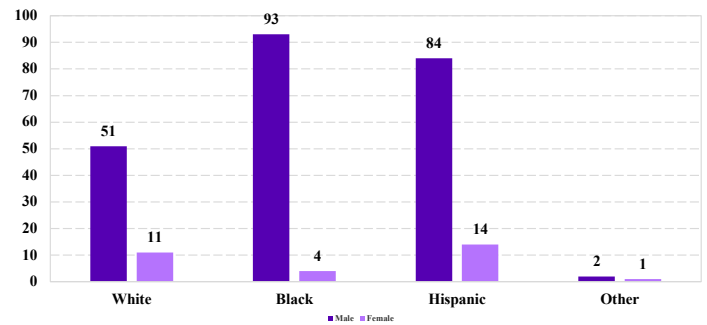
Cases with indeterminable sentence terms are excluded from the calculation of the Mean Sentence or Median Sentence category. Sentences greater than 470 months and probation were included in the sentence average computations as 470 months and zero months, respectively. Cases in the Total Receiving Imprisonment, Total Receiving Probation, and Fine Only categories total 100 percent of all cases. Cases missing information required for a specific analysis were excluded from that analysis. Descriptions of variables used in this analysis are provided in Appendix A.

SOURCE: U.S. Sentencing Commission, 2021 - 2025 Datafiles, USSCFY21 - USSCFY25.

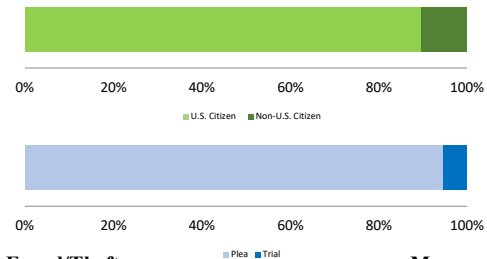
Number of Sentenced Individuals Over Time



Race and Gender



Citizenship, Guilty Pleas, and Trials



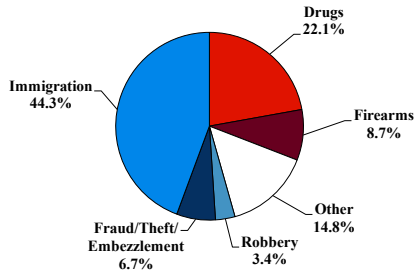
District at a Glance

District of Delaware

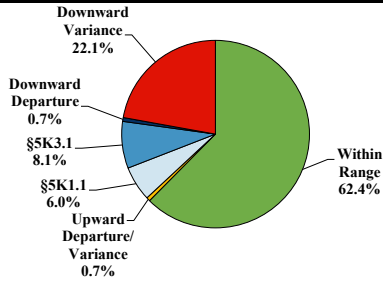
Fiscal Year 2025



Type of Crime



Sentence Imposed Relative to the Guideline Range



SENTENCING INFORMATION BY TYPE OF CRIME

	TOTAL	Immigration	Drug Trafficking	Firearms	Fraud/Theft /Embezzle	Robbery	Child Porn	Money Laundering	All Other
Total	149	66	33	13	10	5	6	5	11
Mean Sentence (months)	41	3	62	59	61	91	86	38	123
Median Sentence (months)	8	0	48	57	11	84	77	18	36

IMPRISONMENT

	TOTAL	Immigration	Drug Trafficking	Firearms	Fraud/Theft /Embezzle	Robbery	Child Porn	Money Laundering	All Other
Total Receiving Imprisonment	144	66	31	13	7	5	6	5	11
Prison Only	143	66	31	13	6	5	6	5	11
Up to 12 Months	73	61	5	1	1	0	0	2	3
13 to 60 Months	33	5	12	6	3	1	2	1	3
61 to 120 Months	26	0	10	6	1	3	3	2	1
Over 120 Months	11	0	4	0	1	1	1	0	4
Prison and Alternatives	1	0	0	0	1	0	0	0	0

PROBATION

	TOTAL	Immigration	Drug Trafficking	Firearms	Fraud/Theft /Embezzle	Robbery	Child Porn	Money Laundering	All Other
Total Receiving Probation	5	0	2	0	3	0	0	0	0
Probation Only	4	0	2	0	2	0	0	0	0
Probation and Alternatives	1	0	0	0	1	0	0	0	0

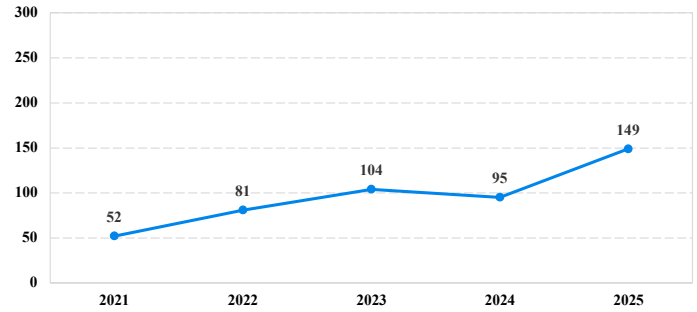
FINE ONLY

	TOTAL	Immigration	Drug Trafficking	Firearms	Fraud/Theft /Embezzle	Robbery	Child Porn	Money Laundering	All Other
Total	0	0	0	0	0	0	0	0	0

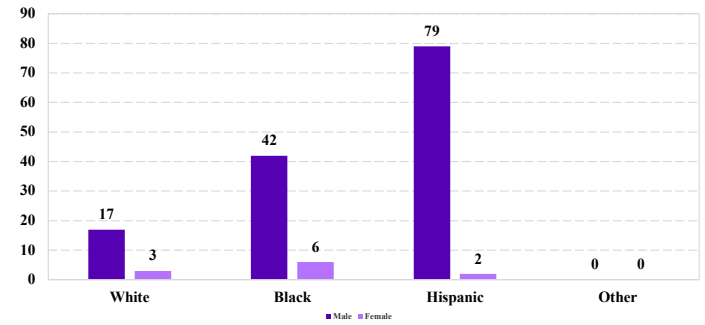
Cases with indeterminable sentence terms are excluded from the calculation of the Mean Sentence or Median Sentence category. Sentences greater than 470 months and probation were included in the sentence average computations as 470 months and zero months, respectively. Cases in the Total Receiving Imprisonment, Total Receiving Probation, and Fine Only categories total 100 percent of all cases. Cases missing information required for a specific analysis were excluded from that analysis. Descriptions of variables used in this analysis are provided in Appendix A.

SOURCE: U.S. Sentencing Commission, 2021 - 2025 Datafiles, USSCFY21 - USSCFY25.

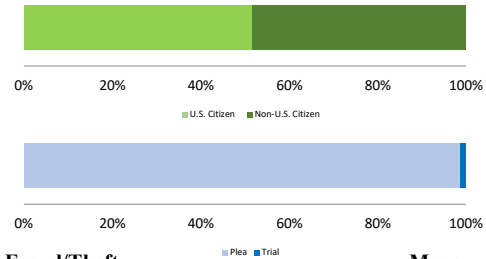
Number of Sentenced Individuals Over Time



Race and Gender



Citizenship, Guilty Pleas, and Trials



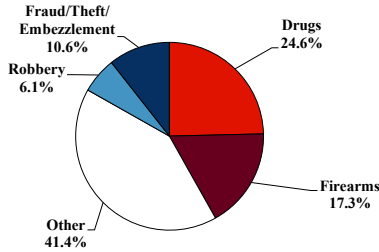
District at a Glance

District of Columbia

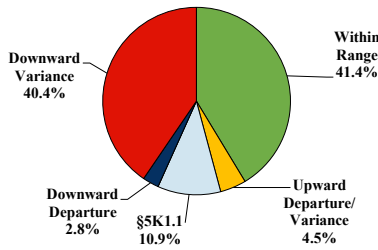
Fiscal Year 2025



Type of Crime



Sentence Imposed Relative to the Guideline Range



SENTENCING INFORMATION BY TYPE OF CRIME

	TOTAL	Immigration	Drug Trafficking	Firearms	Fraud/Theft /Embezzle	Robbery	Child Porn	Money Laundering	All Other
	423	0	104	73	45	26	14	5	156
Mean Sentence (months)	79	--	104	58	23	146	101	69	74
Median Sentence (months)	46	--	82	48	6	116	89	37	23

IMPRISONMENT

Total Receiving Imprisonment	378	0	104	73	30	26	14	5	126
Prison Only	368	0	101	72	29	26	14	5	121
Up to 12 Months	37	0	1	1	11	0	0	0	24
13 to 60 Months	169	0	37	49	14	5	2	3	59
61 to 120 Months	87	0	32	20	2	10	9	1	13
Over 120 Months	75	0	31	2	2	11	3	1	25
Prison and Alternatives	10	0	3	1	1	0	0	0	5

PROBATION

Total Receiving Probation	45	0	0	0	15	0	0	0	30
Probation Only	25	0	0	0	9	0	0	0	16
Probation and Alternatives	20	0	0	0	6	0	0	0	14

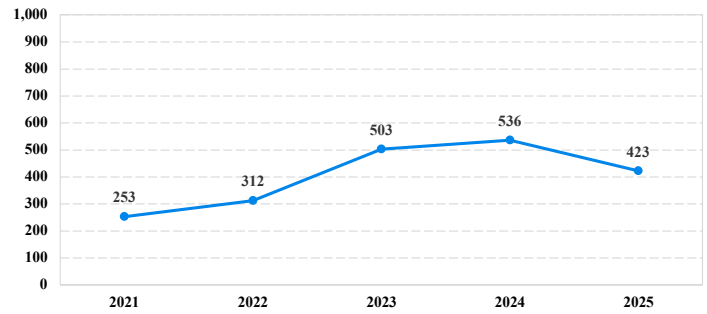
FINE ONLY

FINE ONLY	0	0	0	0	0	0	0	0	0
------------------	----------	----------	----------	----------	----------	----------	----------	----------	----------

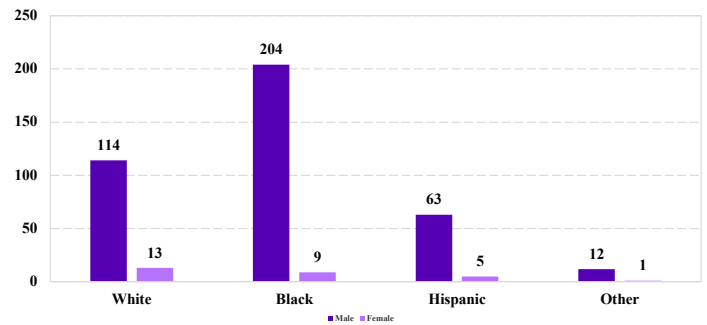
Cases with indeterminable sentence terms are excluded from the calculation of the Mean Sentence or Median Sentence category. Sentences greater than 470 months and probation were included in the sentence average computations as 470 months and zero months, respectively. Cases in the Total Receiving Imprisonment, Total Receiving Probation, and Fine Only categories total 100 percent of all cases. Cases missing information required for a specific analysis were excluded from that analysis. Descriptions of variables used in this analysis are provided in Appendix A.

SOURCE: U.S. Sentencing Commission, 2021 - 2025 Datafiles, USSCFY21 - USSCFY25.

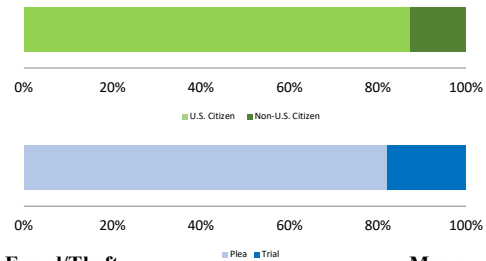
Number of Sentenced Individuals Over Time



Race and Gender



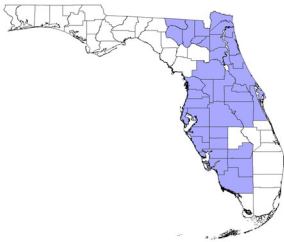
Citizenship, Guilty Pleas, and Trials



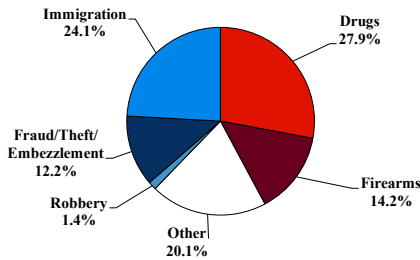
District at a Glance

Middle District of Florida

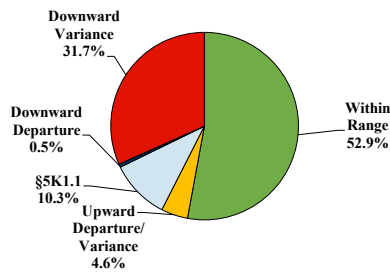
Fiscal Year 2025



Type of Crime



Sentence Imposed Relative to the Guideline Range



SENTENCING INFORMATION BY TYPE OF CRIME

	TOTAL	Immigration	Drug Trafficking	Firearms	Fraud/Theft /Embezzle	Robbery	Child Porn	Money Laundering	All Other
Total	1,528	368	427	217	187	22	71	41	195
Mean Sentence (months)	69	8	110	60	21	165	135	118	106
Median Sentence (months)	36	4	90	46	12	128	108	96	37

IMPRISONMENT

	TOTAL	Immigration	Drug Trafficking	Firearms	Fraud/Theft /Embezzle	Robbery	Child Porn	Money Laundering	All Other
Total Receiving Imprisonment	1,370	312	422	205	139	22	71	39	160
Prison Only	1,353	312	418	203	134	22	71	38	155
Up to 12 Months	309	231	7	5	44	0	0	4	18
13 to 60 Months	465	80	96	127	78	0	19	10	55
61 to 120 Months	306	1	187	43	9	9	24	9	24
Over 120 Months	273	0	128	28	3	13	28	15	58
Prison and Alternatives	17	0	4	2	5	0	0	1	5

PROBATION

	TOTAL	Immigration	Drug Trafficking	Firearms	Fraud/Theft /Embezzle	Robbery	Child Porn	Money Laundering	All Other
Total Receiving Probation	157	56	5	12	47	0	0	2	35
Probation Only	125	56	3	8	28	0	0	2	28
Probation and Alternatives	32	0	2	4	19	0	0	0	7

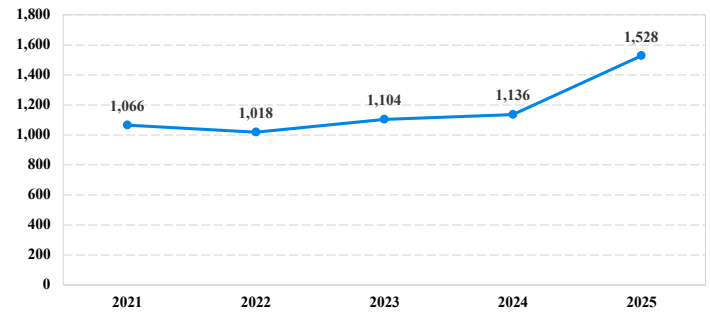
FINE ONLY

	TOTAL	Immigration	Drug Trafficking	Firearms	Fraud/Theft /Embezzle	Robbery	Child Porn	Money Laundering	All Other
Total	1	0	0	0	1	0	0	0	0

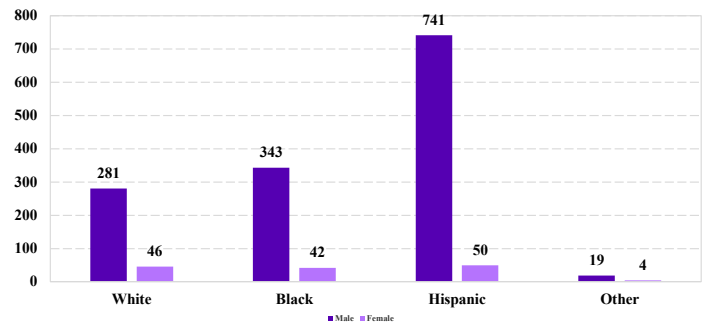
Cases with indeterminable sentence terms are excluded from the calculation of the Mean Sentence or Median Sentence category. Sentences greater than 470 months and probation were included in the sentence average computations as 470 months and zero months, respectively. Cases in the Total Receiving Imprisonment, Total Receiving Probation, and Fine Only categories total 100 percent of all cases. Cases missing information required for a specific analysis were excluded from that analysis. Descriptions of variables used in this analysis are provided in Appendix A.

SOURCE: U.S. Sentencing Commission, 2021 - 2025 Datafiles, USSCFY21 - USSCFY25.

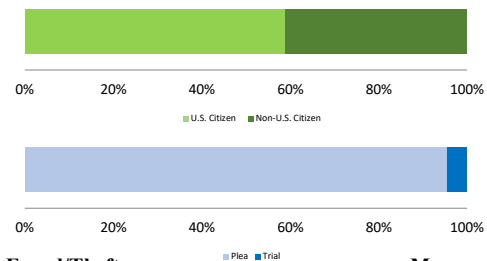
Number of Sentenced Individuals Over Time



Race and Gender



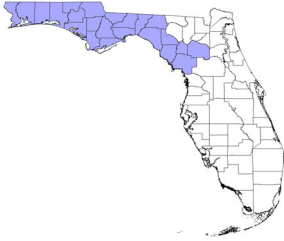
Citizenship, Guilty Pleas, and Trials



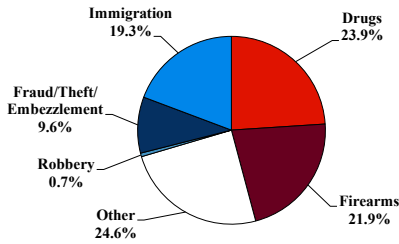
District at a Glance

Northern District of Florida

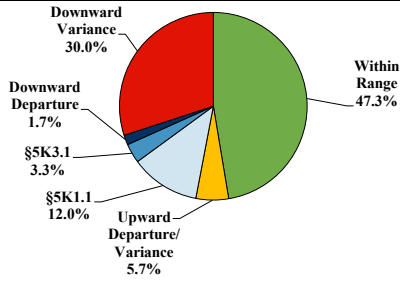
Fiscal Year 2025



Type of Crime



Sentence Imposed Relative to the Guideline Range



SENTENCING INFORMATION BY TYPE OF CRIME

	TOTAL	Immigration	Drug Trafficking	Firearms	Fraud/Theft /Embezzle	Robbery	Child Porn	Money Laundering	All Other
Total	301	58	72	66	29	2	21	14	39
Mean Sentence (months)	64	7	105	60	22	--	124	57	76
Median Sentence (months)	36	2	113	39	7	--	96	58	12

IMPRISONMENT

Total Receiving Imprisonment	280	58	72	64	19	2	21	12	32
Prison Only	272	58	69	62	16	2	21	12	32
Up to 12 Months	76	49	5	6	5	0	0	0	11
13 to 60 Months	85	8	12	35	7	0	8	5	10
61 to 120 Months	71	1	35	15	4	1	5	7	3
Over 120 Months	40	0	17	6	0	1	8	0	8
Prison and Alternatives	8	0	3	2	3	0	0	0	0

PROBATION

Total Receiving Probation	19	0	0	2	9	0	0	2	6
Probation Only	17	0	0	0	9	0	0	2	6
Probation and Alternatives	2	0	0	2	0	0	0	0	0

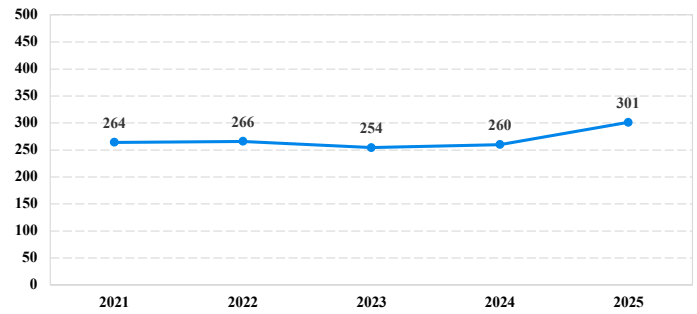
FINE ONLY

Total	2	0	0	0	1	0	0	0	1
--------------	----------	----------	----------	----------	----------	----------	----------	----------	----------

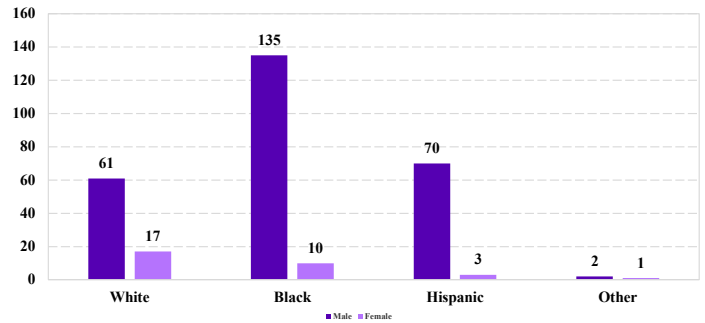
Cases with indeterminable sentence terms are excluded from the calculation of the Mean Sentence or Median Sentence category. Sentences greater than 470 months and probation were included in the sentence average computations as 470 months and zero months, respectively. Cases in the Total Receiving Imprisonment, Total Receiving Probation, and Fine Only categories total 100 percent of all cases. Cases missing information required for a specific analysis were excluded from that analysis. Descriptions of variables used in this analysis are provided in Appendix A.

SOURCE: U.S. Sentencing Commission, 2021 - 2025 Datafiles, USSCFY21 - USSCFY25.

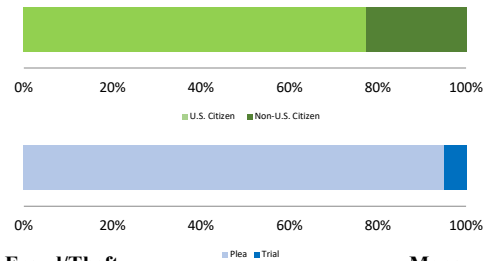
Number of Sentenced Individuals Over Time



Race and Gender



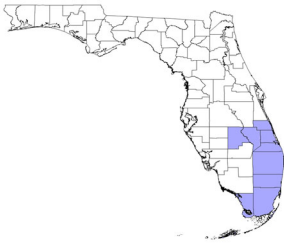
Citizenship, Guilty Pleas, and Trials



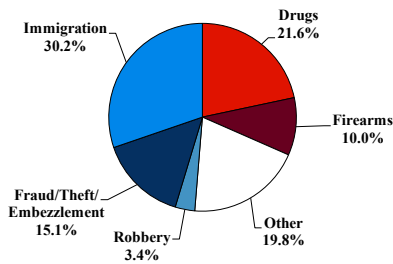
District at a Glance

Southern District of Florida

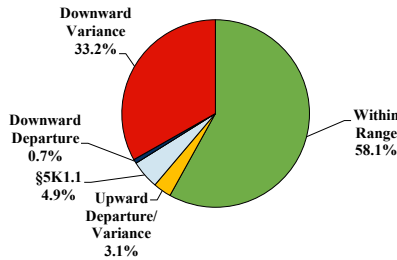
Fiscal Year 2025



Type of Crime



Sentence Imposed Relative to the Guideline Range



SENTENCING INFORMATION BY TYPE OF CRIME

	TOTAL	Immigration	Drug Trafficking	Firearms	Fraud/Theft /Embezzle	Robbery	Child Porn	Money Laundering	All Other
Total	1,457	440	315	145	220	49	54	94	140
Mean Sentence (months)	53	9	80	59	28	110	123	48	119
Median Sentence (months)	24	4	65	45	16	97	91	30	46

IMPRISONMENT

	TOTAL	Immigration	Drug Trafficking	Firearms	Fraud/Theft /Embezzle	Robbery	Child Porn	Money Laundering	All Other
Total Receiving Imprisonment	1,394	437	312	142	184	49	54	88	128
Prison Only	1,355	431	304	135	173	48	54	86	124
Up to 12 Months	424	317	16	13	44	1	1	13	19
13 to 60 Months	548	111	129	72	102	14	15	54	51
61 to 120 Months	222	3	109	33	22	14	21	10	10
Over 120 Months	161	0	50	17	5	19	17	9	44
Prison and Alternatives	39	6	8	7	11	1	0	2	4

PROBATION

	TOTAL	Immigration	Drug Trafficking	Firearms	Fraud/Theft /Embezzle	Robbery	Child Porn	Money Laundering	All Other
Total Receiving Probation	63	3	3	3	36	0	0	6	12
Probation Only	35	1	0	3	20	0	0	2	9
Probation and Alternatives	28	2	3	0	16	0	0	4	3

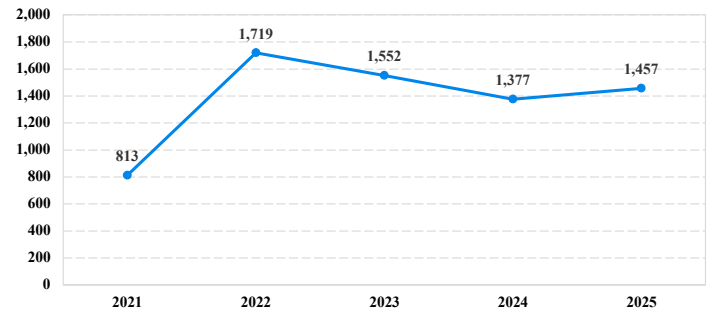
FINE ONLY

	TOTAL	Immigration	Drug Trafficking	Firearms	Fraud/Theft /Embezzle	Robbery	Child Porn	Money Laundering	All Other
Total	0	0	0	0	0	0	0	0	0

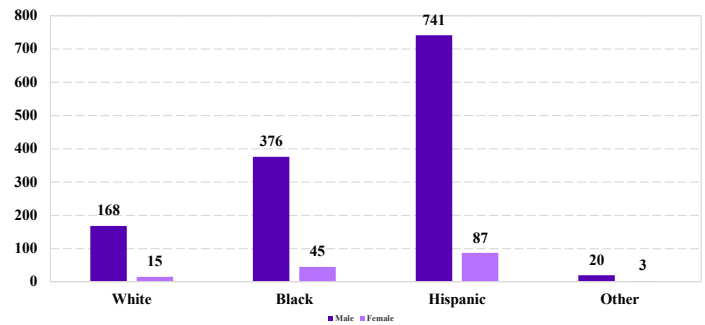
Cases with indeterminable sentence terms are excluded from the calculation of the Mean Sentence or Median Sentence category. Sentences greater than 470 months and probation were included in the sentence average computations as 470 months and zero months, respectively. Cases in the Total Receiving Imprisonment, Total Receiving Probation, and Fine Only categories total 100 percent of all cases. Cases missing information required for a specific analysis were excluded from that analysis. Descriptions of variables used in this analysis are provided in Appendix A.

SOURCE: U.S. Sentencing Commission, 2021 - 2025 Datafiles, USSCFY21 - USSCFY25.

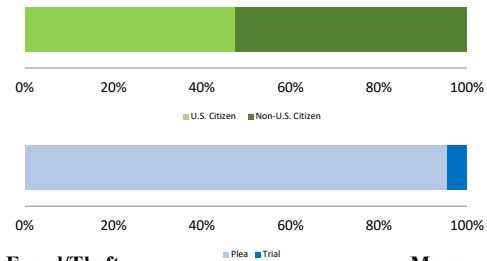
Number of Sentenced Individuals Over Time



Race and Gender



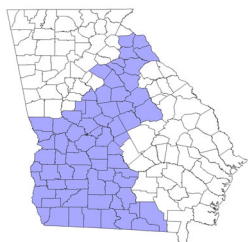
Citizenship, Guilty Pleas, and Trials



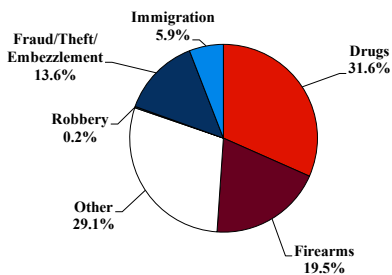
District at a Glance

Middle District of Georgia

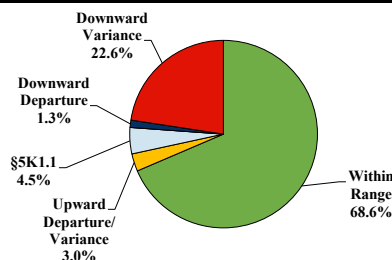
Fiscal Year 2025



Type of Crime



Sentence Imposed Relative to the Guideline Range



SENTENCING INFORMATION BY TYPE OF CRIME

	TOTAL	Immigration	Drug Trafficking	Firearms	Fraud/Theft /Embezzle	Robbery	Child Porn	Money Laundering	All Other
Total	405	24	127	79	55	1	8	1	110
Mean Sentence (months)	68	15	123	79	30	--	65	--	28
Median Sentence (months)	40	12	106	66	12	--	66	--	0

IMPRISONMENT

Total Receiving Imprisonment	326	24	123	75	48	1	7	1	47
Prison Only	325	24	122	75	48	1	7	1	47
Up to 12 Months	46	12	5	0	20	0	0	0	9
13 to 60 Months	126	12	30	34	18	0	3	1	28
61 to 120 Months	80	0	38	25	8	1	4	0	4
Over 120 Months	73	0	49	16	2	0	0	0	6
Prison and Alternatives	1	0	1	0	0	0	0	0	0

PROBATION

Total Receiving Probation	33	0	4	3	6	0	1	0	19
Probation Only	29	0	4	3	5	0	0	0	17
Probation and Alternatives	4	0	0	0	1	0	1	0	2

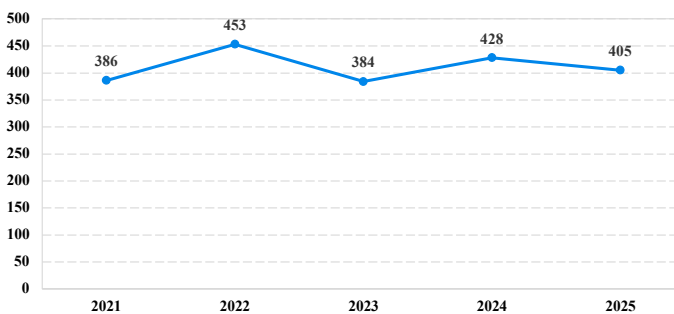
FINE ONLY

Total	46	0	0	1	1	0	0	0	44
--------------	-----------	----------	----------	----------	----------	----------	----------	----------	-----------

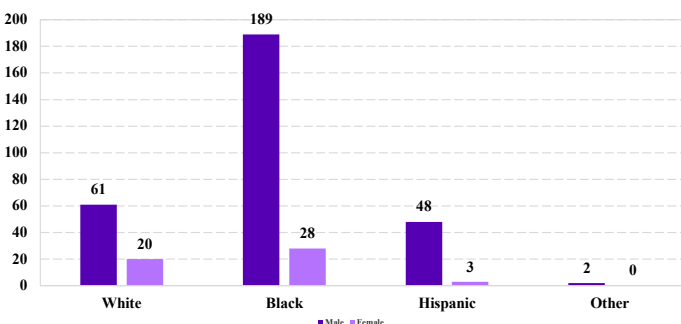
Cases with indeterminable sentence terms are excluded from the calculation of the Mean Sentence or Median Sentence category. Sentences greater than 470 months and probation were included in the sentence average computations as 470 months and zero months, respectively. Cases in the Total Receiving Imprisonment, Total Receiving Probation, and Fine Only categories total 100 percent of all cases. Cases missing information required for a specific analysis were excluded from that analysis. Descriptions of variables used in this analysis are provided in Appendix A.

SOURCE: U.S. Sentencing Commission, 2021 - 2025 Datafiles, USSCFY21 - USSCFY25.

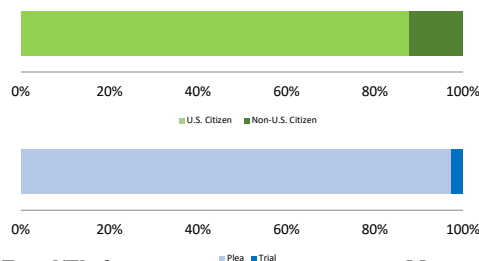
Number of Sentenced Individuals Over Time



Race and Gender



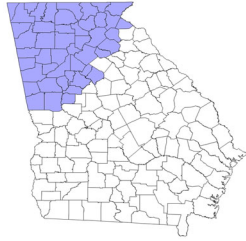
Citizenship, Guilty Pleas, and Trials



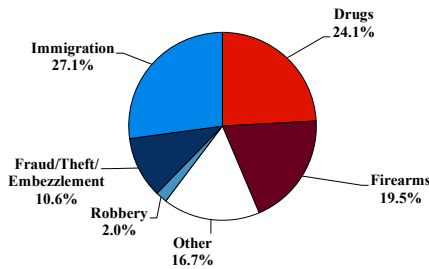
District at a Glance

Northern District of Georgia

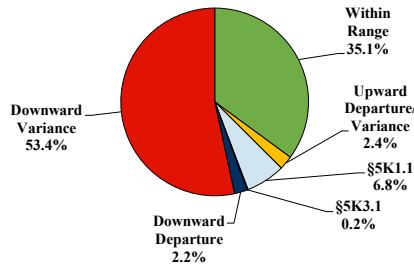
Fiscal Year 2025



Type of Crime



Sentence Imposed Relative to the Guideline Range



SENTENCING INFORMATION BY TYPE OF CRIME

	TOTAL	Immigration	Drug Trafficking	Firearms	Fraud/Theft /Embezzle	Robbery	Child Porn	Money Laundering	All Other
TOTAL	502	136	120	98	53	10	24	25	36
Mean Sentence (months)	54	7	101	48	28	115	69	104	73
Median Sentence (months)	28	2	90	37	26	114	51	46	20

IMPRISONMENT

Total Receiving Imprisonment	462	136	111	87	42	10	23	25	28
Prison Only	449	136	107	83	40	10	21	24	28
Up to 12 Months	135	116	1	5	5	0	0	3	5
13 to 60 Months	159	19	28	49	29	1	10	10	13
61 to 120 Months	91	0	44	24	6	5	9	1	2
Over 120 Months	64	1	34	5	0	4	2	10	8
Prison and Alternatives	13	0	4	4	2	0	2	1	0

PROBATION

Total Receiving Probation	40	0	9	11	11	0	1	0	8
Probation Only	26	0	9	6	3	0	1	0	7
Probation and Alternatives	14	0	0	5	8	0	0	0	1

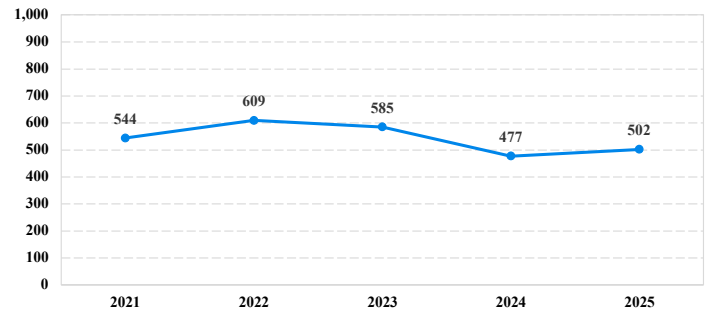
FINE ONLY

FINE ONLY	0	0	0	0	0	0	0	0	0
------------------	----------	----------	----------	----------	----------	----------	----------	----------	----------

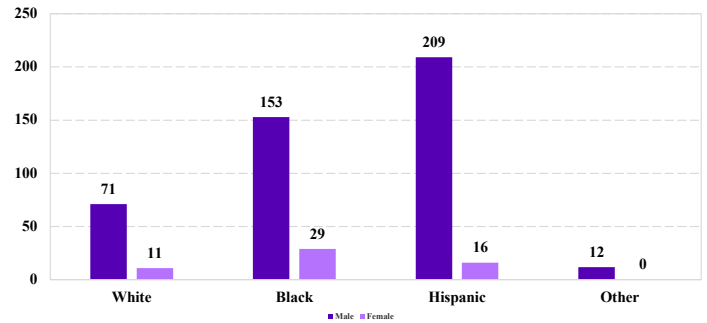
Cases with indeterminable sentence terms are excluded from the calculation of the Mean Sentence or Median Sentence category. Sentences greater than 470 months and probation were included in the sentence average computations as 470 months and zero months, respectively. Cases in the Total Receiving Imprisonment, Total Receiving Probation, and Fine Only categories total 100 percent of all cases. Cases missing information required for a specific analysis were excluded from that analysis. Descriptions of variables used in this analysis are provided in Appendix A.

SOURCE: U.S. Sentencing Commission, 2021 - 2025 Datafiles, USSCFY21 - USSCFY25.

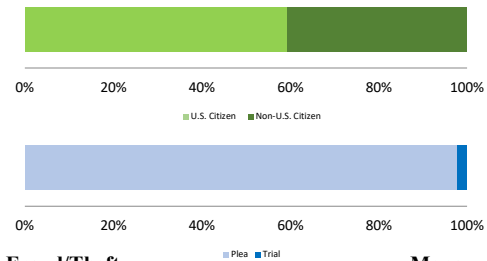
Number of Sentenced Individuals Over Time



Race and Gender



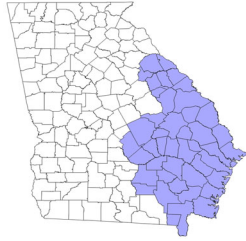
Citizenship, Guilty Pleas, and Trials



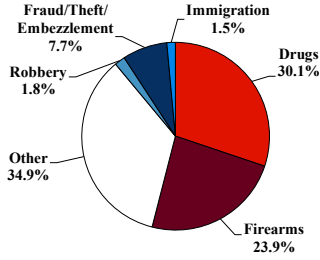
District at a Glance

Southern District of Georgia

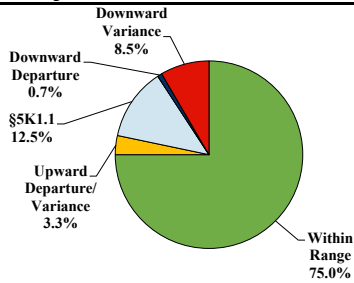
Fiscal Year 2025



Type of Crime



Sentence Imposed Relative to the Guideline Range



SENTENCING INFORMATION BY TYPE OF CRIME

	TOTAL	Immigration	Drug Trafficking	Firearms	Fraud/Theft /Embezzle	Robbery	Child Porn	Money Laundering	All Other
Total	272	4	80	65	21	5	7	2	88
Mean Sentence (months)	66	24	96	64	25	165	118	--	44
Median Sentence (months)	40	12	84	48	10	114	97	--	0

IMPRISONMENT

Total Receiving Imprisonment	231	4	78	63	14	5	7	1	59
Prison Only	229	4	78	63	12	5	7	1	59
Up to 12 Months	45	2	4	1	4	0	0	0	34
13 to 60 Months	78	1	27	33	6	0	0	0	11
61 to 120 Months	61	1	22	22	2	3	5	1	5
Over 120 Months	45	0	25	7	0	2	2	0	9
Prison and Alternatives	2	0	0	0	2	0	0	0	0

PROBATION

Total Receiving Probation	41	0	2	2	7	0	0	1	29
Probation Only	40	0	1	2	7	0	0	1	29
Probation and Alternatives	1	0	1	0	0	0	0	0	0

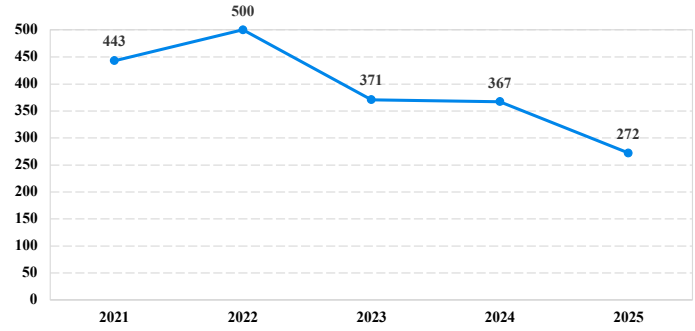
FINE ONLY

Total	0	0	0	0	0	0	0	0	0
--------------	----------	----------	----------	----------	----------	----------	----------	----------	----------

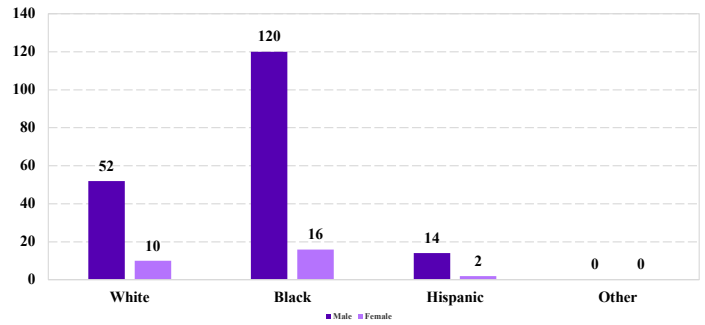
Cases with indeterminable sentence terms are excluded from the calculation of the Mean Sentence or Median Sentence category. Sentences greater than 470 months and probation were included in the sentence average computations as 470 months and zero months, respectively. Cases in the Total Receiving Imprisonment, Total Receiving Probation, and Fine Only categories total 100 percent of all cases. Cases missing information required for a specific analysis were excluded from that analysis. Descriptions of variables used in this analysis are provided in Appendix A.

SOURCE: U.S. Sentencing Commission, 2021 - 2025 Datafiles, USSCFY21 - USSCFY25.

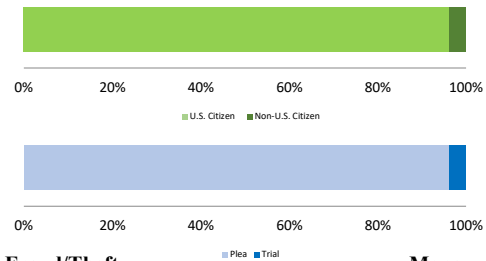
Number of Sentenced Individuals Over Time



Race and Gender



Citizenship, Guilty Pleas, and Trials



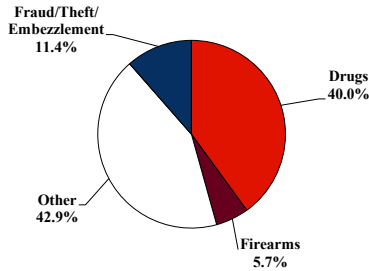
District at a Glance

District of Guam

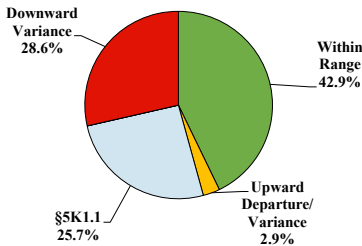
Fiscal Year 2025



Type of Crime



Sentence Imposed Relative to the Guideline Range



SENTENCING INFORMATION BY TYPE OF CRIME

	TOTAL	Immigration	Drug Trafficking	Firearms	Fraud/Theft /Embezzle	Robbery	Child Porn	Money Laundering	All Other
Total	35	0	14	2	4	0	0	2	13
Mean Sentence (months)	61	--	67	--	107	--	--	--	48
Median Sentence (months)	37	--	60	--	12	--	--	--	18

IMPRISONMENT

Total Receiving Imprisonment	33	0	14	2	4	0	0	1	12
Prison Only	31	0	13	2	3	0	0	1	12
Up to 12 Months	8	0	1	1	1	0	0	0	5
13 to 60 Months	10	0	6	1	1	0	0	0	2
61 to 120 Months	10	0	4	0	0	0	0	1	5
Over 120 Months	3	0	2	0	1	0	0	0	0
Prison and Alternatives	2	0	1	0	1	0	0	0	0

PROBATION

Total Receiving Probation	2	0	0	0	0	0	0	1	1
Probation Only	2	0	0	0	0	0	0	1	1
Probation and Alternatives	0	0	0	0	0	0	0	0	0

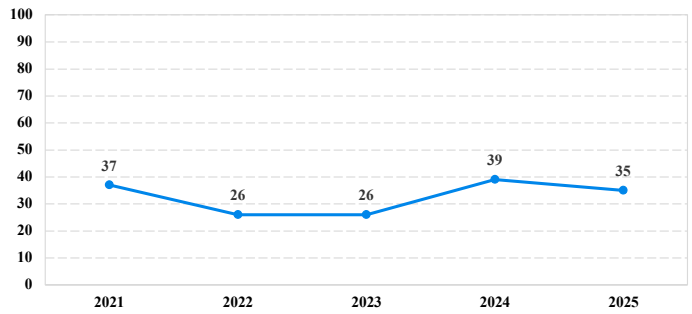
FINE ONLY

Total	0	0	0	0	0	0	0	0	0
--------------	----------	----------	----------	----------	----------	----------	----------	----------	----------

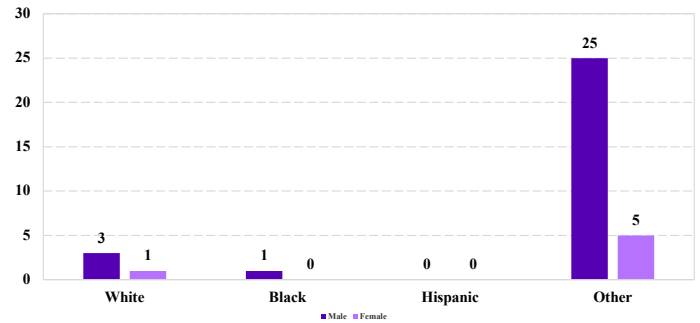
Cases with indeterminable sentence terms are excluded from the calculation of the Mean Sentence or Median Sentence category. Sentences greater than 470 months and probation were included in the sentence average computations as 470 months and zero months, respectively. Cases in the Total Receiving Imprisonment, Total Receiving Probation, and Fine Only categories total 100 percent of all cases. Cases missing information required for a specific analysis were excluded from that analysis. Descriptions of variables used in this analysis are provided in Appendix A.

SOURCE: U.S. Sentencing Commission, 2021 - 2025 Datafiles, USSCFY21 - USSCFY25.

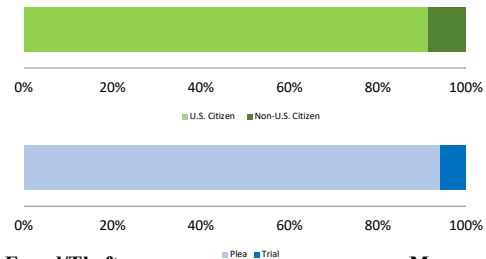
Number of Sentenced Individuals Over Time



Race and Gender



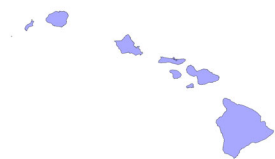
Citizenship, Guilty Pleas, and Trials



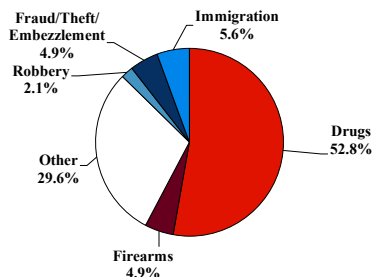
District at a Glance

District of Hawaii

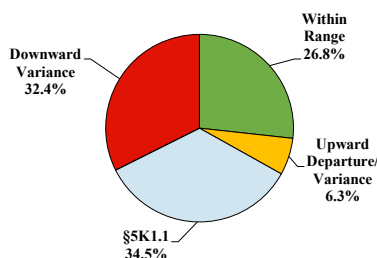
Fiscal Year 2025



Type of Crime



Sentence Imposed Relative to the Guideline Range



SENTENCING INFORMATION BY TYPE OF CRIME

	TOTAL	Immigration	Drug Trafficking	Firearms	Fraud/Theft /Embezzle	Robbery	Child Porn	Money Laundering	All Other
Total	142	8	75	7	7	3	4	3	35
Mean Sentence (months)	83	10	98	55	44	88	114	50	81
Median Sentence (months)	57	3	96	60	24	84	111	36	24

IMPRISONMENT

Total Receiving Imprisonment	134	8	74	7	6	3	4	3	29
Prison Only	128	8	70	7	6	3	4	3	27
Up to 12 Months	16	7	3	0	1	0	0	0	5
13 to 60 Months	46	1	25	4	3	0	1	2	10
61 to 120 Months	30	0	18	3	1	3	1	1	3
Over 120 Months	36	0	24	0	1	0	2	0	9
Prison and Alternatives	6	0	4	0	0	0	0	0	2

PROBATION

Total Receiving Probation	8	0	1	0	1	0	0	0	6
Probation Only	4	0	1	0	1	0	0	0	2
Probation and Alternatives	4	0	0	0	0	0	0	0	4

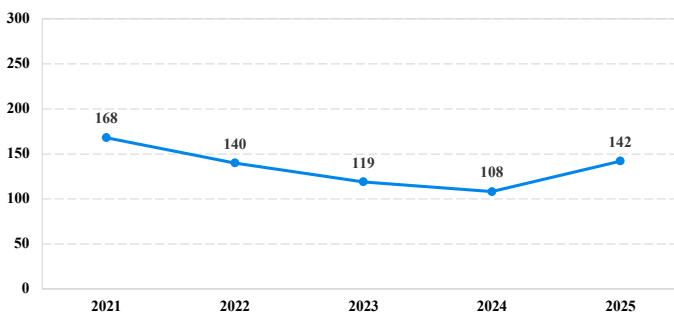
FINE ONLY

Total	0	0	0	0	0	0	0	0	0
--------------	----------	----------	----------	----------	----------	----------	----------	----------	----------

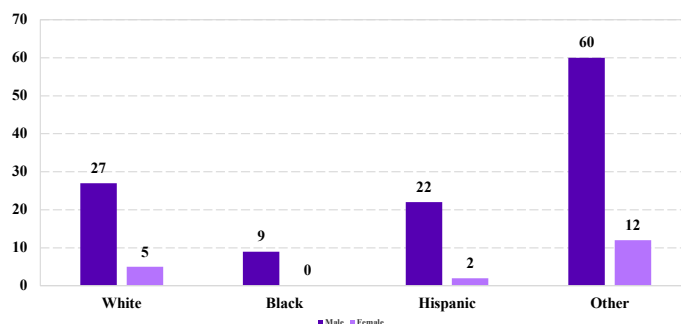
Cases with indeterminable sentence terms are excluded from the calculation of the Mean Sentence or Median Sentence category. Sentences greater than 470 months and probation were included in the sentence average computations as 470 months and zero months, respectively. Cases in the Total Receiving Imprisonment, Total Receiving Probation, and Fine Only categories total 100 percent of all cases. Cases missing information required for a specific analysis were excluded from that analysis. Descriptions of variables used in this analysis are provided in Appendix A.

SOURCE: U.S. Sentencing Commission, 2021 - 2025 Datafiles, USSCFY21 - USSCFY25.

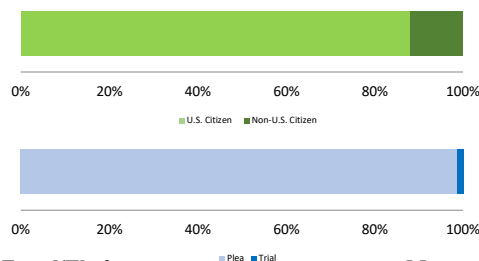
Number of Sentenced Individuals Over Time



Race and Gender



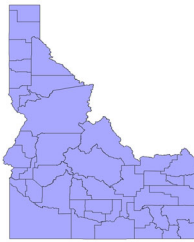
Citizenship, Guilty Pleas, and Trials



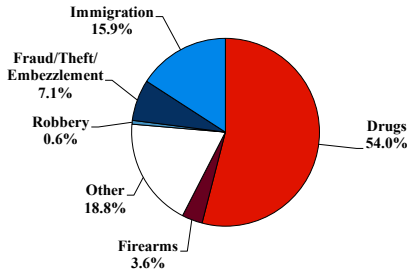
District at a Glance

District of Idaho

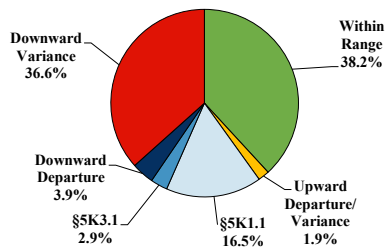
Fiscal Year 2025



Type of Crime



Sentence Imposed Relative to the Guideline Range



SENTENCING INFORMATION BY TYPE OF CRIME

	TOTAL	Immigration	Drug Trafficking	Firearms	Fraud/Theft /Embezzle	Robbery	Child Porn	Money Laundering	All Other
TOTAL	309	49	166	11	22	2	24	1	34
Mean Sentence (months)	62	9	78	48	9	--	88	--	84
Median Sentence (months)	46	3	70	29	3	--	77	--	33

IMPRISONMENT

Total Receiving Imprisonment	283	49	156	10	13	2	24	0	29
Prison Only	281	49	155	10	12	2	24	0	29
Up to 12 Months	48	37	3	0	4	0	1	0	3
13 to 60 Months	110	11	64	7	8	1	7	0	12
61 to 120 Months	80	1	60	2	0	1	11	0	5
Over 120 Months	43	0	28	1	0	0	5	0	9
Prison and Alternatives	2	0	1	0	1	0	0	0	0

PROBATION

Total Receiving Probation	26	0	10	1	9	0	0	1	5
Probation Only	24	0	10	1	7	0	0	1	5
Probation and Alternatives	2	0	0	0	2	0	0	0	0

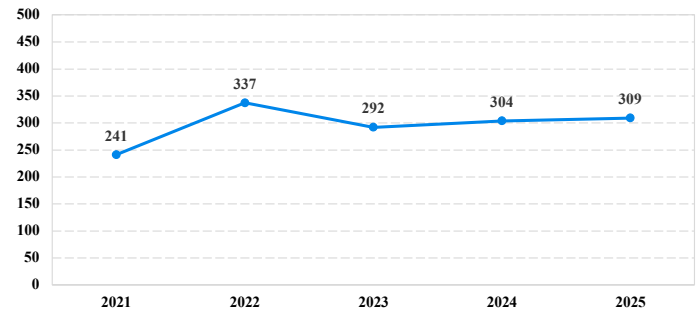
FINE ONLY

FINE ONLY	0	0	0	0	0	0	0	0	0
------------------	----------	----------	----------	----------	----------	----------	----------	----------	----------

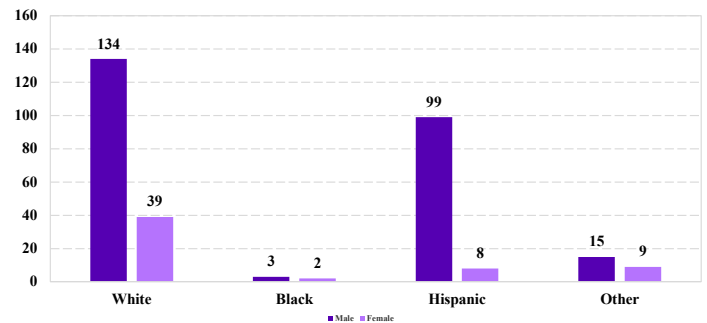
Cases with indeterminable sentence terms are excluded from the calculation of the Mean Sentence or Median Sentence category. Sentences greater than 470 months and probation were included in the sentence average computations as 470 months and zero months, respectively. Cases in the Total Receiving Imprisonment, Total Receiving Probation, and Fine Only categories total 100 percent of all cases. Cases missing information required for a specific analysis were excluded from that analysis. Descriptions of variables used in this analysis are provided in Appendix A.

SOURCE: U.S. Sentencing Commission, 2021 - 2025 Datafiles, USSCFY21 - USSCFY25.

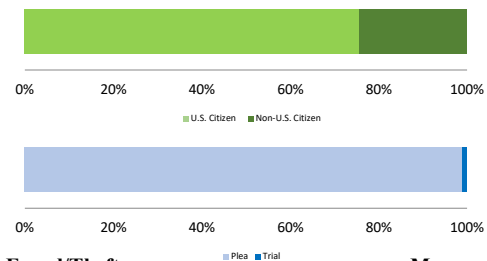
Number of Sentenced Individuals Over Time



Race and Gender



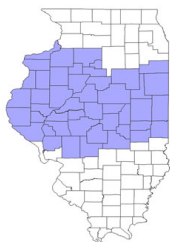
Citizenship, Guilty Pleas, and Trials



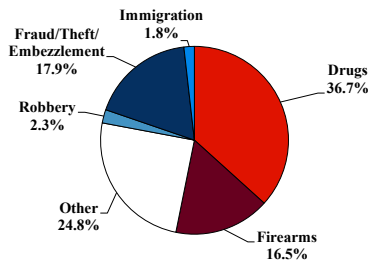
District at a Glance

Central District of Illinois

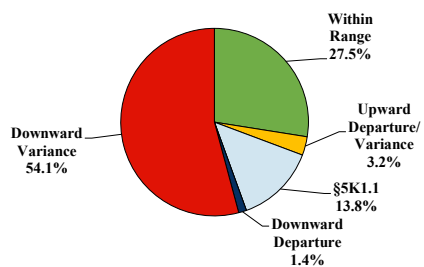
Fiscal Year 2025



Type of Crime



Sentence Imposed Relative to the Guideline Range



SENTENCING INFORMATION BY TYPE OF CRIME

	TOTAL	Immigration	Drug Trafficking	Firearms	Fraud/Theft/Embezzle	Robbery	Child Porn	Money Laundering	All Other
TOTAL	218	4	80	36	39	5	10	5	39
Mean Sentence (months)	84	9	97	47	9	294	140	74	135
Median Sentence (months)	53	6	96	37	0	240	96	32	108

IMPRISONMENT

Total Receiving Imprisonment	207	4	77	33	36	5	10	5	37
Prison Only	202	4	75	33	33	5	10	5	37
Up to 12 Months	47	3	10	2	26	0	0	1	5
13 to 60 Months	54	1	12	22	6	0	2	2	9
61 to 120 Months	48	0	25	8	1	1	6	0	7
Over 120 Months	53	0	28	1	0	4	2	2	16
Prison and Alternatives	5	0	2	0	3	0	0	0	0

PROBATION

Total Receiving Probation	11	0	3	3	3	0	0	0	2
Probation Only	9	0	3	2	3	0	0	0	1
Probation and Alternatives	2	0	0	1	0	0	0	0	1

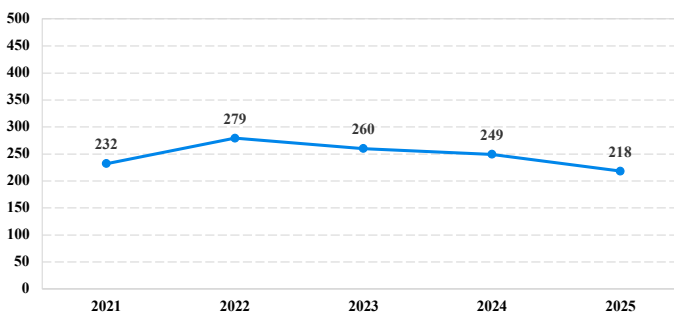
FINE ONLY

FINE ONLY	0	0	0	0	0	0	0	0	0
------------------	----------	----------	----------	----------	----------	----------	----------	----------	----------

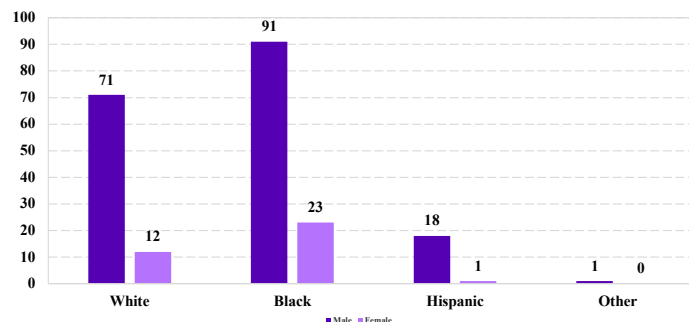
Cases with indeterminable sentence terms are excluded from the calculation of the Mean Sentence or Median Sentence category. Sentences greater than 470 months and probation were included in the sentence average computations as 470 months and zero months, respectively. Cases in the Total Receiving Imprisonment, Total Receiving Probation, and Fine Only categories total 100 percent of all cases. Cases missing information required for a specific analysis were excluded from that analysis. Descriptions of variables used in this analysis are provided in Appendix A.

SOURCE: U.S. Sentencing Commission, 2021 - 2025 Datafiles, USSCFY21 - USSCFY25.

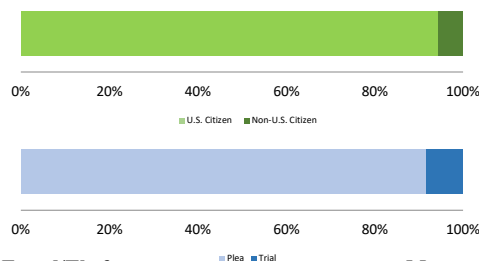
Number of Sentenced Individuals Over Time



Race and Gender



Citizenship, Guilty Pleas, and Trials



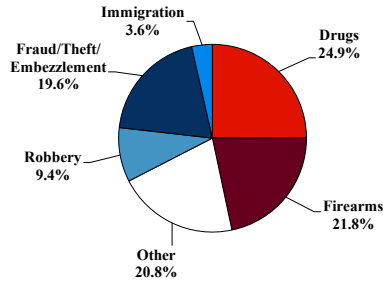
District at a Glance

Northern District of Illinois

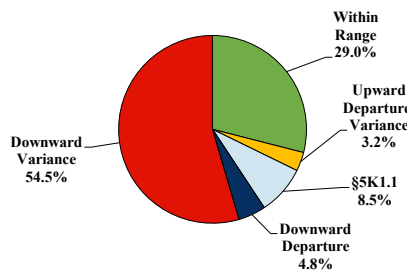
Fiscal Year 2025



Type of Crime



Sentence Imposed Relative to the Guideline Range



SENTENCING INFORMATION BY TYPE OF CRIME

	TOTAL	Immigration	Drug Trafficking	Firearms	Fraud/Theft/Embezzle	Robbery	Child Porn	Money Laundering	All Other
Total	587	21	144	128	115	55	7	21	96
Mean Sentence (months)	67	25	68	52	33	110	202	44	109
Median Sentence (months)	43	21	60	48	24	102	180	32	39

IMPRISONMENT

Total Receiving Imprisonment	541	21	144	119	95	55	7	19	81
Prison Only	537	21	144	119	93	55	7	19	79
Up to 12 Months	64	5	16	10	21	2	0	1	9
13 to 60 Months	258	15	65	67	56	9	2	13	31
61 to 120 Months	129	1	39	38	12	26	1	4	8
Over 120 Months	86	0	24	4	4	18	4	1	31
Prison and Alternatives	4	0	0	0	2	0	0	0	2

PROBATION

Total Receiving Probation	46	0	0	9	20	0	0	2	15
Probation Only	39	0	0	8	16	0	0	0	15
Probation and Alternatives	7	0	0	1	4	0	0	2	0

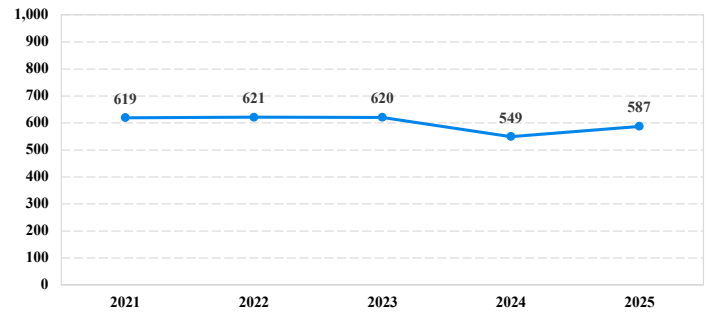
FINE ONLY

Total	0	0	0	0	0	0	0	0	0
--------------	----------	----------	----------	----------	----------	----------	----------	----------	----------

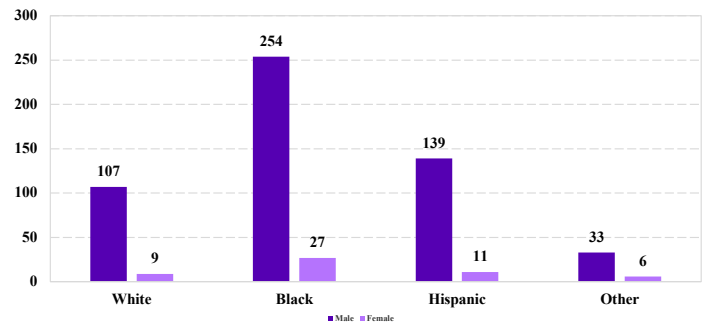
Cases with indeterminable sentence terms are excluded from the calculation of the Mean Sentence or Median Sentence category. Sentences greater than 470 months and probation were included in the sentence average computations as 470 months and zero months, respectively. Cases in the Total Receiving Imprisonment, Total Receiving Probation, and Fine Only categories total 100 percent of all cases. Cases missing information required for a specific analysis were excluded from that analysis. Descriptions of variables used in this analysis are provided in Appendix A.

SOURCE: U.S. Sentencing Commission, 2021 - 2025 Datafiles, USSCFY21 - USSCFY25.

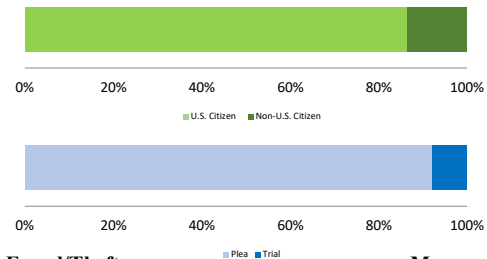
Number of Sentenced Individuals Over Time



Race and Gender



Citizenship, Guilty Pleas, and Trials



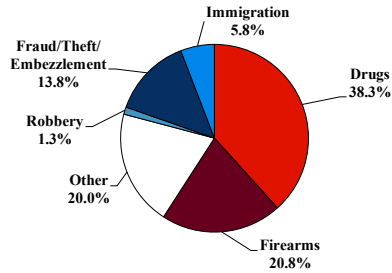
District at a Glance

Southern District of Illinois

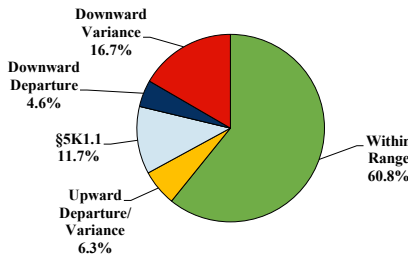
Fiscal Year 2025



Type of Crime



Sentence Imposed Relative to the Guideline Range



SENTENCING INFORMATION BY TYPE OF CRIME

	TOTAL	Immigration	Drug Trafficking	Firearms	Fraud/Theft /Embezzle	Robbery	Child Porn	Money Laundering	All Other
Total	240	14	92	50	33	3	7	10	31
Mean Sentence (months)	74	5	99	70	34	138	112	108	54
Median Sentence (months)	54	4	98	46	28	87	72	18	15

IMPRISONMENT

Total Receiving Imprisonment	216	14	91	49	23	3	7	7	22
Prison Only	215	14	90	49	23	3	7	7	22
Up to 12 Months	25	13	1	3	2	0	0	2	4
13 to 60 Months	84	1	25	27	16	0	3	1	11
61 to 120 Months	59	0	38	12	3	2	2	0	2
Over 120 Months	47	0	26	7	2	1	2	4	5
Prison and Alternatives	1	0	1	0	0	0	0	0	0

PROBATION

Total Receiving Probation	24	0	1	1	10	0	0	3	9
Probation Only	18	0	1	1	8	0	0	3	5
Probation and Alternatives	6	0	0	0	2	0	0	0	4

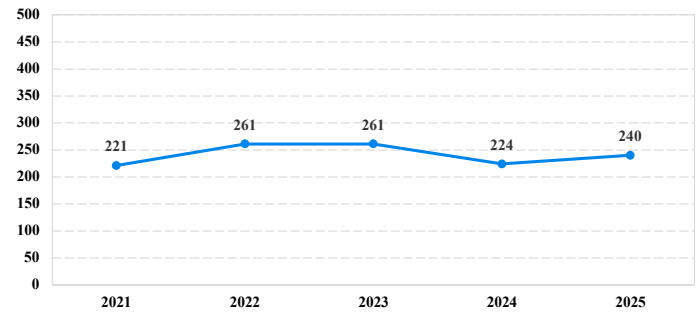
FINE ONLY

Total	0	0	0	0	0	0	0	0	0
--------------	----------	----------	----------	----------	----------	----------	----------	----------	----------

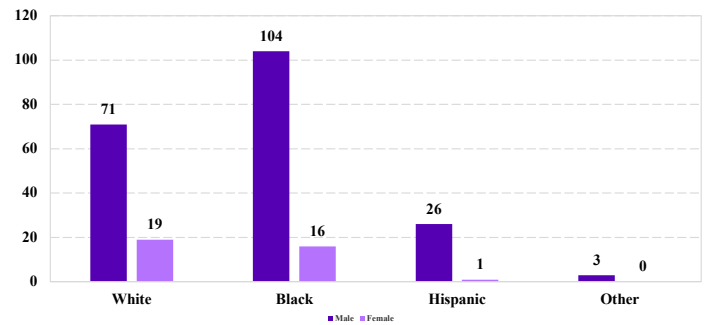
Cases with indeterminable sentence terms are excluded from the calculation of the Mean Sentence or Median Sentence category. Sentences greater than 470 months and probation were included in the sentence average computations as 470 months and zero months, respectively. Cases in the Total Receiving Imprisonment, Total Receiving Probation, and Fine Only categories total 100 percent of all cases. Cases missing information required for a specific analysis were excluded from that analysis. Descriptions of variables used in this analysis are provided in Appendix A.

SOURCE: U.S. Sentencing Commission, 2021 - 2025 Datafiles, USSCFY21 - USSCFY25.

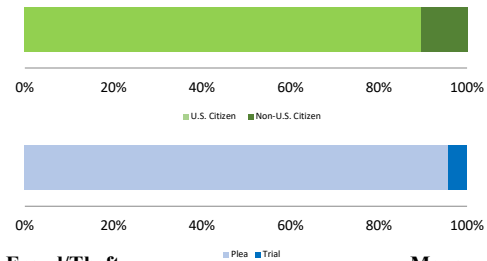
Number of Sentenced Individuals Over Time



Race and Gender



Citizenship, Guilty Pleas, and Trials



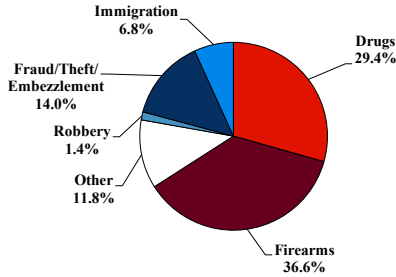
District at a Glance

Northern District of Indiana

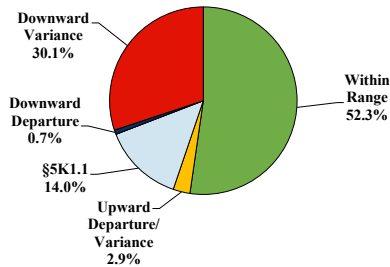
Fiscal Year 2025



Type of Crime



Sentence Imposed Relative to the Guideline Range



SENTENCING INFORMATION BY TYPE OF CRIME

	TOTAL	Immigration	Drug Trafficking	Firearms	Fraud/Theft /Embezzle	Robbery	Child Porn	Money Laundering	All Other
Total	279	19	82	102	39	4	12	1	20
Mean Sentence (months)	81	10	125	46	15	115	151	--	224
Median Sentence (months)	50	6	108	36	6	102	140	--	204

IMPRISONMENT

Total Receiving Imprisonment	248	18	82	89	23	4	12	1	19
Prison Only	245	18	82	88	21	4	12	1	19
Up to 12 Months	28	15	2	6	4	0	0	0	1
13 to 60 Months	98	3	21	54	16	0	1	0	3
61 to 120 Months	53	0	21	24	1	2	3	1	1
Over 120 Months	66	0	38	4	0	2	8	0	14
Prison and Alternatives	3	0	0	1	2	0	0	0	0

PROBATION

Total Receiving Probation	31	1	0	13	16	0	0	0	1
Probation Only	25	1	0	9	14	0	0	0	1
Probation and Alternatives	6	0	0	4	2	0	0	0	0

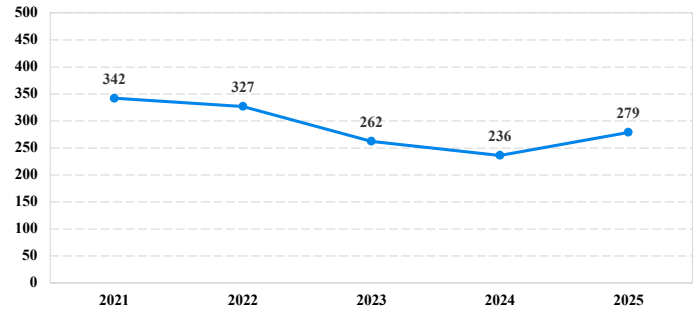
FINE ONLY

Total	0	0	0	0	0	0	0	0	0
--------------	----------	----------	----------	----------	----------	----------	----------	----------	----------

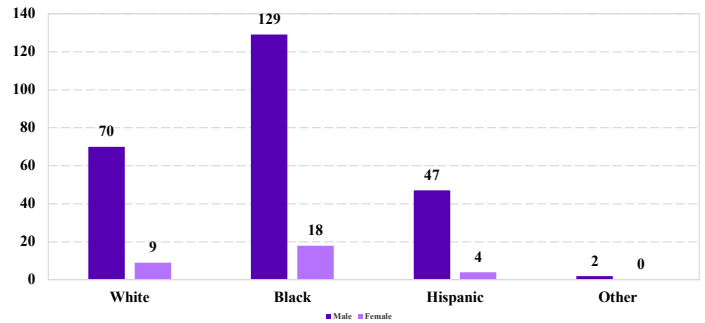
Cases with indeterminable sentence terms are excluded from the calculation of the Mean Sentence or Median Sentence category. Sentences greater than 470 months and probation were included in the sentence average computations as 470 months and zero months, respectively. Cases in the Total Receiving Imprisonment, Total Receiving Probation, and Fine Only categories total 100 percent of all cases. Cases missing information required for a specific analysis were excluded from that analysis. Descriptions of variables used in this analysis are provided in Appendix A.

SOURCE: U.S. Sentencing Commission, 2021 - 2025 Datafiles, USSCFY21 - USSCFY25.

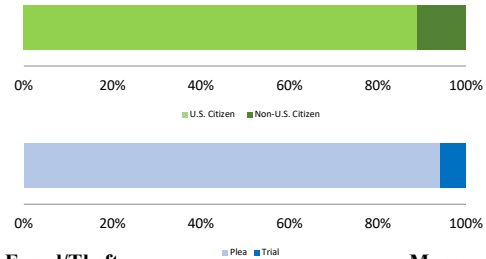
Number of Sentenced Individuals Over Time



Race and Gender



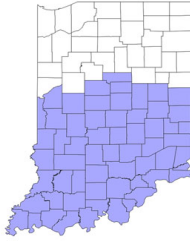
Citizenship, Guilty Pleas, and Trials



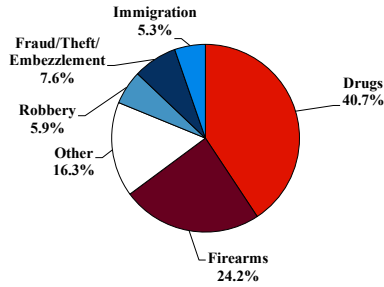
District at a Glance

Southern District of Indiana

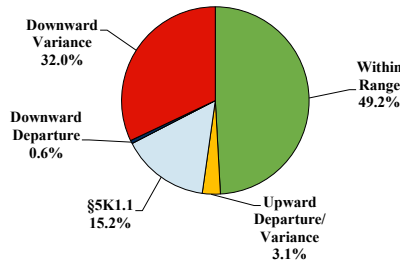
Fiscal Year 2025



Type of Crime



Sentence Imposed Relative to the Guideline Range



SENTENCING INFORMATION BY TYPE OF CRIME

	TOTAL	Immigration	Drug Trafficking	Firearms	Fraud/Theft/Embezzle	Robbery	Child Porn	Money Laundering	All Other
Total	356	19	145	86	27	21	7	10	41
Mean Sentence (months)	108	20	125	69	30	160	162	136	176
Median Sentence (months)	74	13	120	60	24	108	151	96	48

IMPRISONMENT

Total Receiving Imprisonment	345	19	145	83	23	21	7	9	38
Prison Only	340	19	144	83	23	21	7	9	34
Up to 12 Months	21	8	4	3	3	0	0	1	2
13 to 60 Months	118	10	31	44	18	1	0	1	13
61 to 120 Months	89	1	43	24	2	11	2	4	2
Over 120 Months	112	0	66	12	0	9	5	3	17
Prison and Alternatives	5	0	1	0	0	0	0	0	4

PROBATION

Total Receiving Probation	11	0	0	3	4	0	0	1	3
Probation Only	9	0	0	3	2	0	0	1	3
Probation and Alternatives	2	0	0	0	2	0	0	0	0

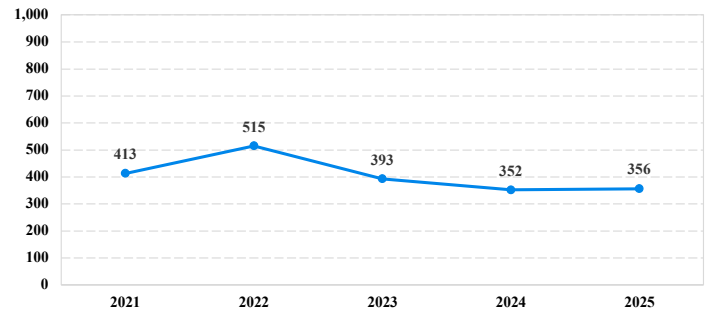
FINE ONLY

Total	0	0	0	0	0	0	0	0	0
--------------	----------	----------	----------	----------	----------	----------	----------	----------	----------

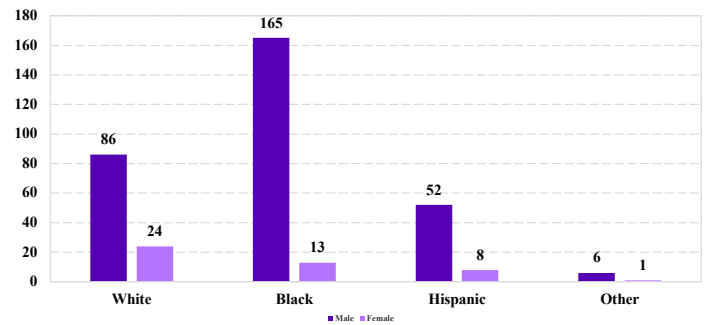
Cases with indeterminable sentence terms are excluded from the calculation of the Mean Sentence or Median Sentence category. Sentences greater than 470 months and probation were included in the sentence average computations as 470 months and zero months, respectively. Cases in the Total Receiving Imprisonment, Total Receiving Probation, and Fine Only categories total 100 percent of all cases. Cases missing information required for a specific analysis were excluded from that analysis. Descriptions of variables used in this analysis are provided in Appendix A.

SOURCE: U.S. Sentencing Commission, 2021 - 2025 Datafiles, USSCFY21 - USSCFY25.

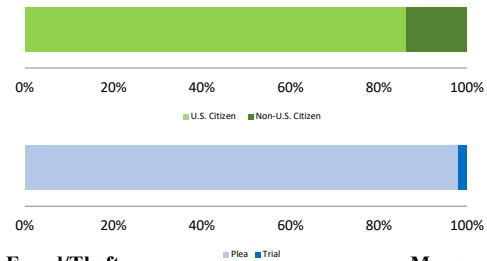
Number of Sentenced Individuals Over Time



Race and Gender



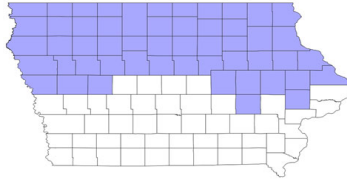
Citizenship, Guilty Pleas, and Trials



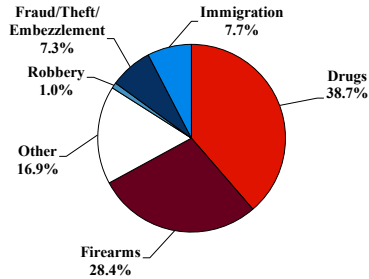
District at a Glance

Northern District of Iowa

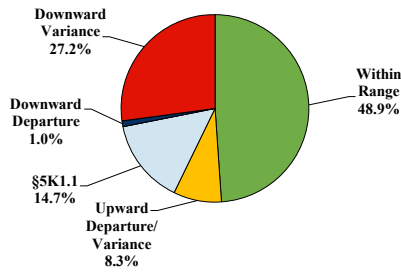
Fiscal Year 2025



Type of Crime



Sentence Imposed Relative to the Guideline Range



SENTENCING INFORMATION BY TYPE OF CRIME

	TOTAL	Immigration	Drug Trafficking	Firearms	Fraud/Theft /Embezzle	Robbery	Child Porn	Money Laundering	All Other
Total	313	24	121	89	23	3	20	8	25
Mean Sentence (months)	99	7	135	64	36	119	149	124	150
Median Sentence (months)	70	5	127	51	21	105	120	45	33

IMPRISONMENT

Total Receiving Imprisonment	309	24	121	87	21	3	20	8	25
Prison Only	306	24	121	87	20	3	20	7	24
Up to 12 Months	32	20	0	1	6	0	0	1	4
13 to 60 Months	101	4	21	52	10	0	2	4	8
61 to 120 Months	72	0	34	24	2	2	9	0	1
Over 120 Months	101	0	66	10	2	1	9	2	11
Prison and Alternatives	3	0	0	0	1	0	0	1	1

PROBATION

Total Receiving Probation	4	0	0	2	2	0	0	0	0
Probation Only	3	0	0	1	2	0	0	0	0
Probation and Alternatives	1	0	0	1	0	0	0	0	0

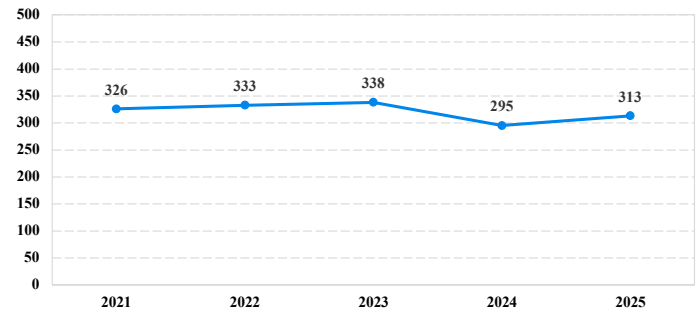
FINE ONLY

Total	0	0	0	0	0	0	0	0	0
--------------	----------	----------	----------	----------	----------	----------	----------	----------	----------

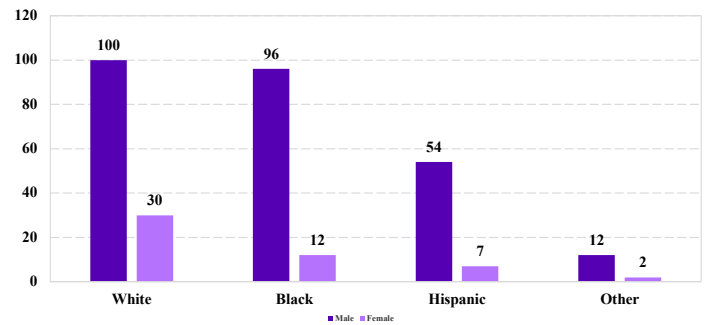
Cases with indeterminable sentence terms are excluded from the calculation of the Mean Sentence or Median Sentence category. Sentences greater than 470 months and probation were included in the sentence average computations as 470 months and zero months, respectively. Cases in the Total Receiving Imprisonment, Total Receiving Probation, and Fine Only categories total 100 percent of all cases. Cases missing information required for a specific analysis were excluded from that analysis. Descriptions of variables used in this analysis are provided in Appendix A.

SOURCE: U.S. Sentencing Commission, 2021 - 2025 Datafiles, USSCFY21 - USSCFY25.

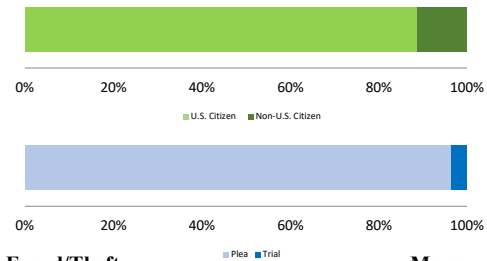
Number of Sentenced Individuals Over Time



Race and Gender



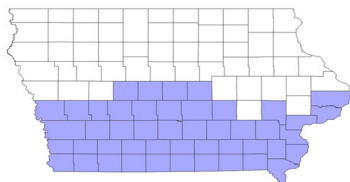
Citizenship, Guilty Pleas, and Trials



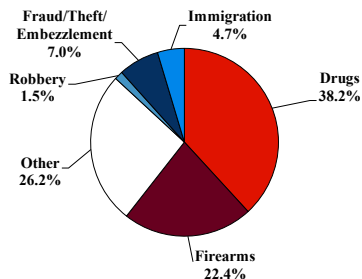
District at a Glance

Southern District of Iowa

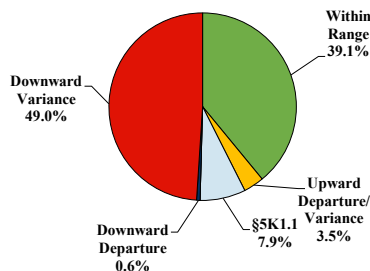
Fiscal Year 2025



Type of Crime



Sentence Imposed Relative to the Guideline Range



SENTENCING INFORMATION BY TYPE OF CRIME

	TOTAL	Immigration	Drug Trafficking	Firearms	Fraud/Theft /Embezzle	Robbery	Child Porn	Money Laundering	All Other
Total	343	16	131	77	24	5	28	5	57
Mean Sentence (months)	124	14	164	64	37	101	133	86	183
Median Sentence (months)	100	12	150	48	14	100	113	54	165

IMPRISONMENT

Total Receiving Imprisonment	330	16	130	74	22	5	28	5	50
Prison Only	327	16	129	73	22	5	27	5	50
Up to 12 Months	20	7	0	4	7	0	0	0	2
13 to 60 Months	90	9	17	40	10	1	1	3	9
61 to 120 Months	73	0	32	19	3	2	13	0	4
Over 120 Months	144	0	80	10	2	2	13	2	35
Prison and Alternatives	3	0	1	1	0	0	1	0	0

PROBATION

Total Receiving Probation	13	0	1	3	2	0	0	0	7
Probation Only	10	0	0	3	2	0	0	0	5
Probation and Alternatives	3	0	1	0	0	0	0	0	2

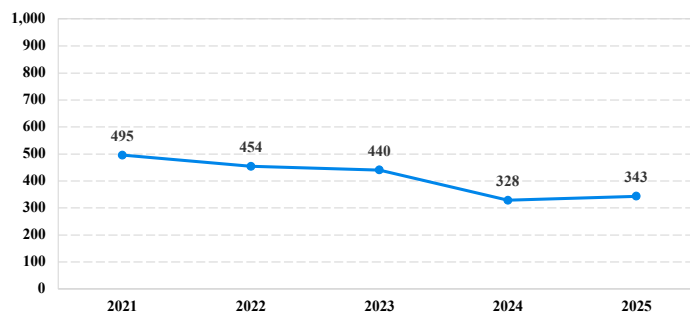
FINE ONLY

Total	0	0	0	0	0	0	0	0	0
--------------	----------	----------	----------	----------	----------	----------	----------	----------	----------

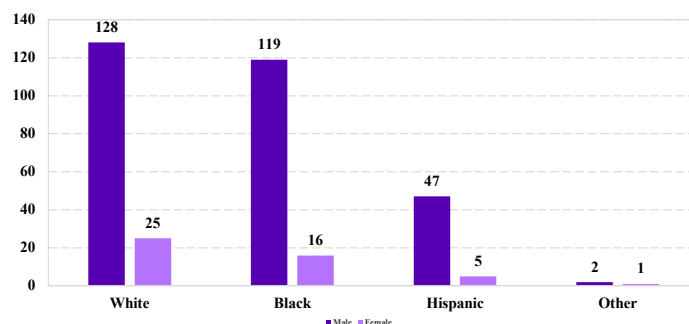
Cases with indeterminable sentence terms are excluded from the calculation of the Mean Sentence or Median Sentence category. Sentences greater than 470 months and probation were included in the sentence average computations as 470 months and zero months, respectively. Cases in the Total Receiving Imprisonment, Total Receiving Probation, and Fine Only categories total 100 percent of all cases. Cases missing information required for a specific analysis were excluded from that analysis. Descriptions of variables used in this analysis are provided in Appendix A.

SOURCE: U.S. Sentencing Commission, 2021 - 2025 Datafiles, USSCFY21 - USSCFY25.

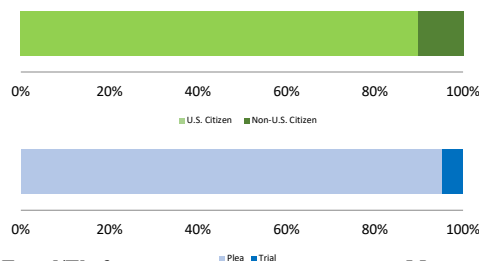
Number of Sentenced Individuals Over Time



Race and Gender



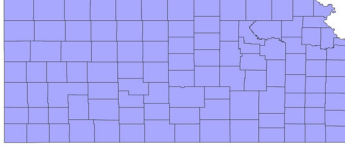
Citizenship, Guilty Pleas, and Trials



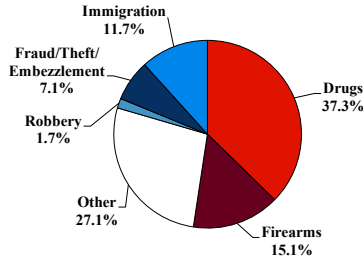
District at a Glance

District of Kansas

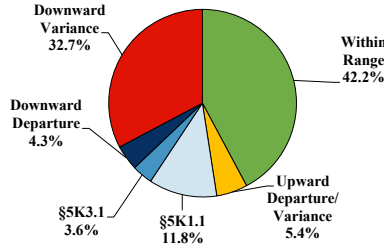
Fiscal Year 2025



Type of Crime



Sentence Imposed Relative to the Guideline Range



SENTENCING INFORMATION BY TYPE OF CRIME

	TOTAL	Immigration	Drug Trafficking	Firearms	Fraud/Theft /Embezzle	Robbery	Child Porn	Money Laundering	All Other
Total	410	48	149	62	29	7	19	4	92
Mean Sentence (months)	70	13	88	52	18	75	147	35	84
Median Sentence (months)	37	9	72	39	7	57	160	21	12

IMPRISONMENT

Total Receiving Imprisonment	348	43	141	55	20	7	19	4	59
Prison Only	342	43	138	54	19	7	19	4	58
Up to 12 Months	46	21	3	1	6	0	0	1	14
13 to 60 Months	154	22	52	40	10	4	1	2	23
61 to 120 Months	75	0	50	11	3	2	5	1	3
Over 120 Months	67	0	33	2	0	1	13	0	18
Prison and Alternatives	6	0	3	1	1	0	0	0	1

PROBATION

Total Receiving Probation	40	5	8	6	7	0	0	0	14
Probation Only	38	5	8	5	7	0	0	0	13
Probation and Alternatives	2	0	0	1	0	0	0	0	1

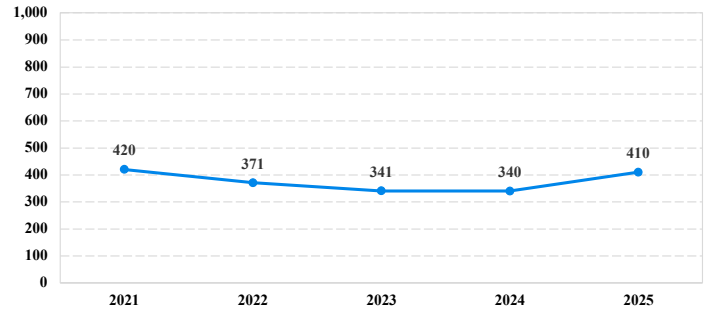
FINE ONLY

Total	22	0	0	1	2	0	0	0	19
--------------	-----------	----------	----------	----------	----------	----------	----------	----------	-----------

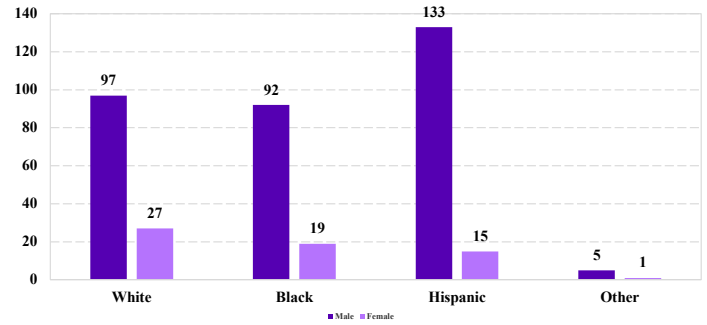
Cases with indeterminable sentence terms are excluded from the calculation of the Mean Sentence or Median Sentence category. Sentences greater than 470 months and probation were included in the sentence average computations as 470 months and zero months, respectively. Cases in the Total Receiving Imprisonment, Total Receiving Probation, and Fine Only categories total 100 percent of all cases. Cases missing information required for a specific analysis were excluded from that analysis. Descriptions of variables used in this analysis are provided in Appendix A.

SOURCE: U.S. Sentencing Commission, 2021 - 2025 Datafiles, USSCFY21 - USSCFY25.

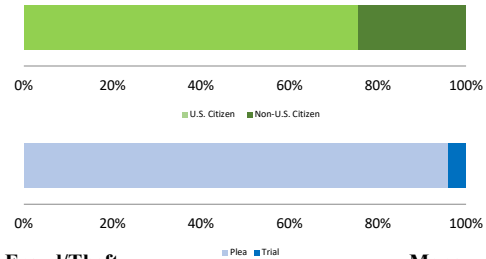
Number of Sentenced Individuals Over Time



Race and Gender



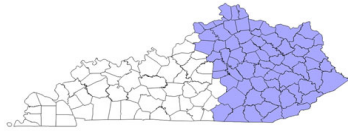
Citizenship, Guilty Pleas, and Trials



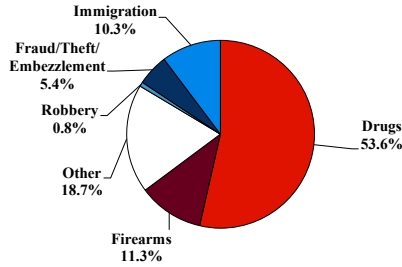
District at a Glance

Eastern District of Kentucky

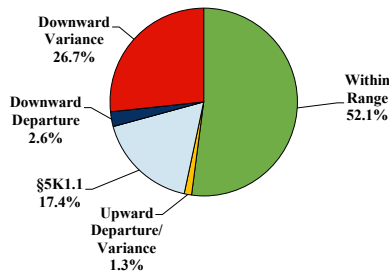
Fiscal Year 2025



Type of Crime



Sentence Imposed Relative to the Guideline Range



SENTENCING INFORMATION BY TYPE OF CRIME

	TOTAL	Immigration	Drug Trafficking	Firearms	Fraud/Theft /Embezzle	Robbery	Child Porn	Money Laundering	All Other
Total	390	40	209	44	21	3	10	13	50
Mean Sentence (months)	100	15	121	57	21	88	146	69	149
Median Sentence (months)	75	9	108	50	12	65	136	40	62

IMPRISONMENT

Total Receiving Imprisonment	379	40	207	44	16	3	10	13	46
Prison Only	372	40	204	42	14	3	10	13	46
Up to 12 Months	41	25	3	2	5	0	0	0	6
13 to 60 Months	114	14	46	24	7	1	0	7	15
61 to 120 Months	100	1	71	12	2	1	5	4	4
Over 120 Months	117	0	84	4	0	1	5	2	21
Prison and Alternatives	7	0	3	2	2	0	0	0	0

PROBATION

Total Receiving Probation	11	0	2	0	5	0	0	0	4
Probation Only	5	0	0	0	2	0	0	0	3
Probation and Alternatives	6	0	2	0	3	0	0	0	1

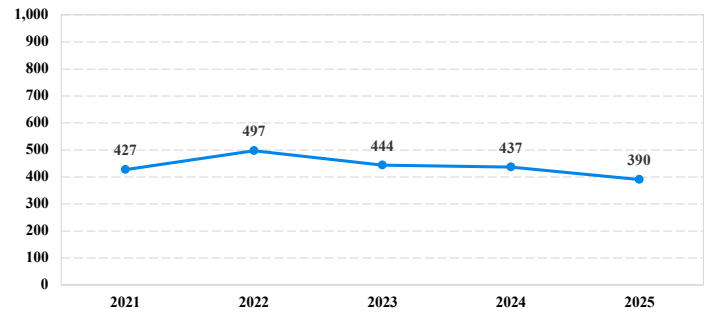
FINE ONLY

Total	0	0	0	0	0	0	0	0	0
--------------	----------	----------	----------	----------	----------	----------	----------	----------	----------

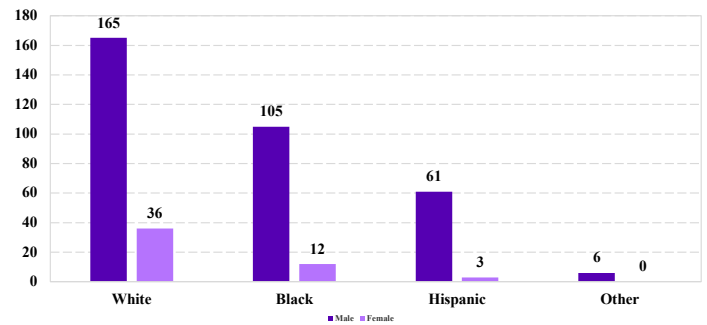
Cases with indeterminable sentence terms are excluded from the calculation of the Mean Sentence or Median Sentence category. Sentences greater than 470 months and probation were included in the sentence average computations as 470 months and zero months, respectively. Cases in the Total Receiving Imprisonment, Total Receiving Probation, and Fine Only categories total 100 percent of all cases. Cases missing information required for a specific analysis were excluded from that analysis. Descriptions of variables used in this analysis are provided in Appendix A.

SOURCE: U.S. Sentencing Commission, 2021 - 2025 Datafiles, USSCFY21 - USSCFY25.

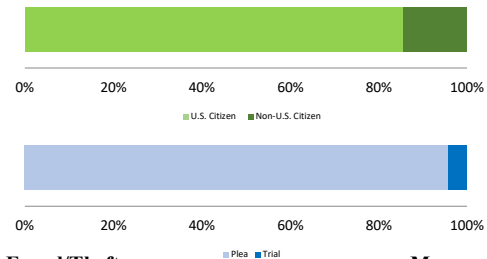
Number of Sentenced Individuals Over Time



Race and Gender



Citizenship, Guilty Pleas, and Trials



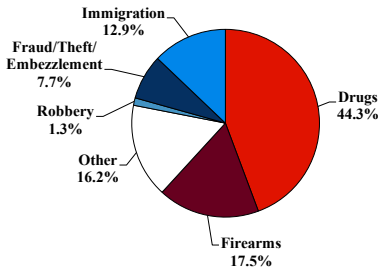
District at a Glance

Western District of Kentucky

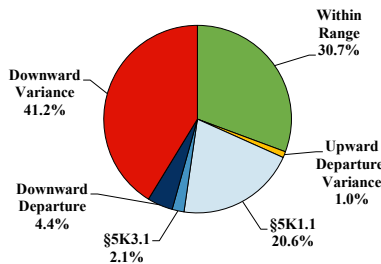
Fiscal Year 2025



Type of Crime



Sentence Imposed Relative to the Guideline Range



SENTENCING INFORMATION BY TYPE OF CRIME

	TOTAL	Immigration	Drug Trafficking	Firearms	Fraud/Theft /Embezzle	Robbery	Child Porn	Money Laundering	All Other
Total	388	50	170	68	30	5	8	9	48
Mean Sentence (months)	77	8	104	42	17	156	141	125	108
Median Sentence (months)	48	2	118	31	15	97	130	88	30

IMPRISONMENT

Total Receiving Imprisonment	361	50	169	61	20	5	8	9	39
Prison Only	356	50	167	60	19	4	8	9	39
Up to 12 Months	64	39	9	5	3	0	0	0	8
13 to 60 Months	119	10	37	40	15	0	1	3	13
61 to 120 Months	94	1	69	12	1	2	3	2	4
Over 120 Months	79	0	52	3	0	2	4	4	14
Prison and Alternatives	5	0	2	1	1	1	0	0	0

PROBATION

Total Receiving Probation	24	0	1	7	8	0	0	0	8
Probation Only	18	0	1	4	6	0	0	0	7
Probation and Alternatives	6	0	0	3	2	0	0	0	1

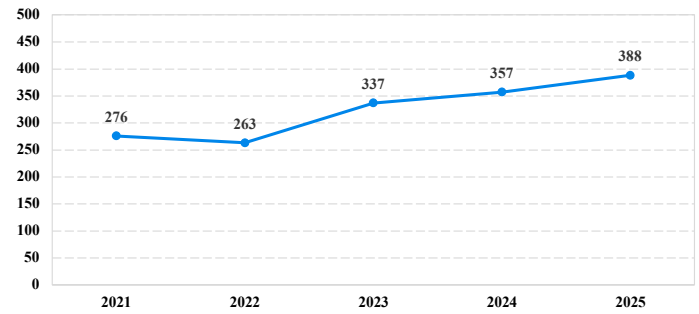
FINE ONLY

Total	3	0	0	0	2	0	0	0	1
--------------	----------	----------	----------	----------	----------	----------	----------	----------	----------

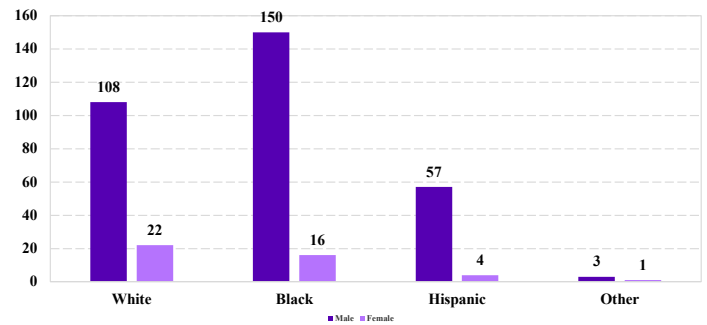
Cases with indeterminable sentence terms are excluded from the calculation of the Mean Sentence or Median Sentence category. Sentences greater than 470 months and probation were included in the sentence average computations as 470 months and zero months, respectively. Cases in the Total Receiving Imprisonment, Total Receiving Probation, and Fine Only categories total 100 percent of all cases. Cases missing information required for a specific analysis were excluded from that analysis. Descriptions of variables used in this analysis are provided in Appendix A.

SOURCE: U.S. Sentencing Commission, 2021 - 2025 Datafiles, USSCFY21 - USSCFY25.

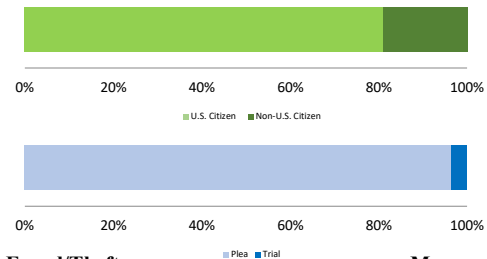
Number of Sentenced Individuals Over Time



Race and Gender



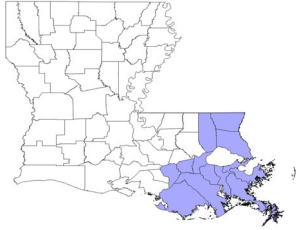
Citizenship, Guilty Pleas, and Trials



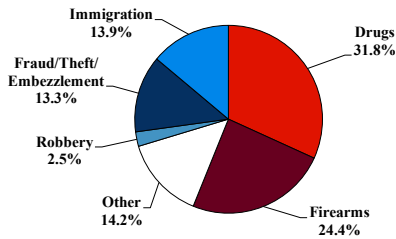
District at a Glance

Eastern District of Louisiana

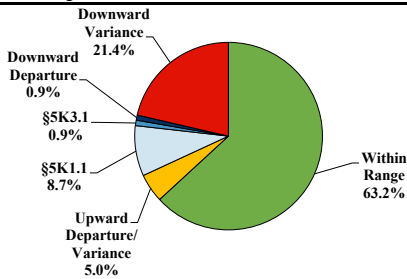
Fiscal Year 2025



Type of Crime



Sentence Imposed Relative to the Guideline Range



SENTENCING INFORMATION BY TYPE OF CRIME

	TOTAL	Immigration	Drug Trafficking	Firearms	Fraud/Theft /Embezzle	Robbery	Child Porn	Money Laundering	All Other
Total	324	45	103	79	43	8	12	4	30
Mean Sentence (months)	74	8	106	78	16	208	65	16	113
Median Sentence (months)	60	0	97	70	8	194	60	14	60

IMPRISONMENT

Total Receiving Imprisonment	282	38	100	78	23	8	12	2	21
Prison Only	279	38	100	77	21	8	12	2	21
Up to 12 Months	41	29	2	2	6	0	1	0	1
13 to 60 Months	84	8	19	28	12	0	8	2	7
61 to 120 Months	93	1	49	35	3	1	2	0	2
Over 120 Months	61	0	30	12	0	7	1	0	11
Prison and Alternatives	3	0	0	1	2	0	0	0	0

PROBATION

Total Receiving Probation	41	7	3	1	19	0	0	2	9
Probation Only	32	6	2	0	14	0	0	2	8
Probation and Alternatives	9	1	1	1	5	0	0	0	1

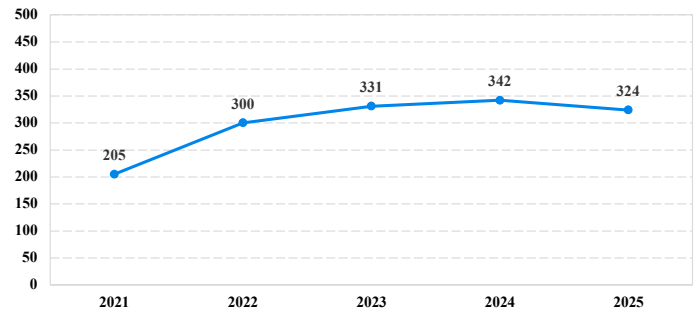
FINE ONLY

Total	1	0	0	0	1	0	0	0	0
--------------	----------	----------	----------	----------	----------	----------	----------	----------	----------

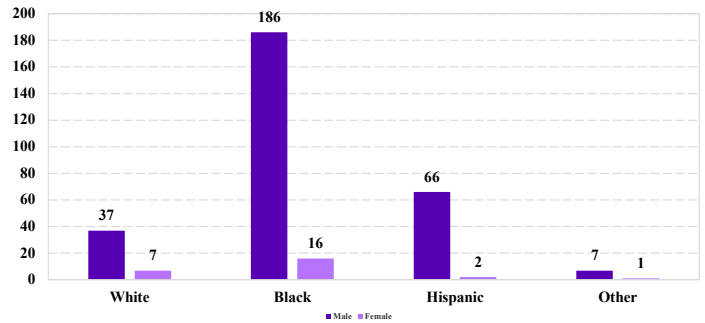
Cases with indeterminable sentence terms are excluded from the calculation of the Mean Sentence or Median Sentence category. Sentences greater than 470 months and probation were included in the sentence average computations as 470 months and zero months, respectively. Cases in the Total Receiving Imprisonment, Total Receiving Probation, and Fine Only categories total 100 percent of all cases. Cases missing information required for a specific analysis were excluded from that analysis. Descriptions of variables used in this analysis are provided in Appendix A.

SOURCE: U.S. Sentencing Commission, 2021 - 2025 Datafiles, USSCFY21 - USSCFY25.

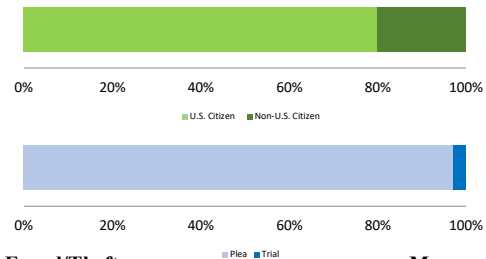
Number of Sentenced Individuals Over Time



Race and Gender



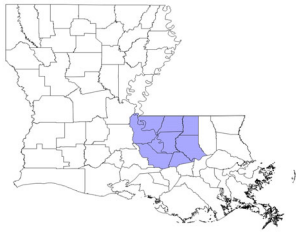
Citizenship, Guilty Pleas, and Trials



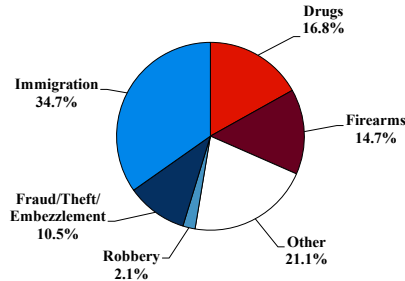
District at a Glance

Middle District of Louisiana

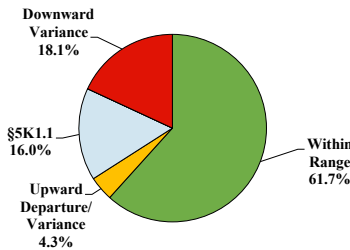
Fiscal Year 2025



Type of Crime



Sentence Imposed Relative to the Guideline Range



SENTENCING INFORMATION BY TYPE OF CRIME

	TOTAL	Immigration	Drug Trafficking	Firearms	Fraud/Theft /Embezzle	Robbery	Child Porn	Money Laundering	All Other
	95	33	16	14	10	2	6	3	11
Mean Sentence (months)	47	8	80	38	46	--	110	48	82
Median Sentence (months)	21	6	62	35	30	--	87	24	30

IMPRISONMENT

Total Receiving Imprisonment	92	33	15	13	10	2	6	2	11
Prison Only	92	33	15	13	10	2	6	2	11
Up to 12 Months	30	27	0	2	1	0	0	0	0
13 to 60 Months	36	6	7	9	5	1	1	1	6
61 to 120 Months	18	0	6	2	4	0	3	1	2
Over 120 Months	8	0	2	0	0	1	2	0	3
Prison and Alternatives	0	0	0	0	0	0	0	0	0

PROBATION

Total Receiving Probation	3	0	1	1	0	0	0	1	0
Probation Only	3	0	1	1	0	0	0	1	0
Probation and Alternatives	0	0	0	0	0	0	0	0	0

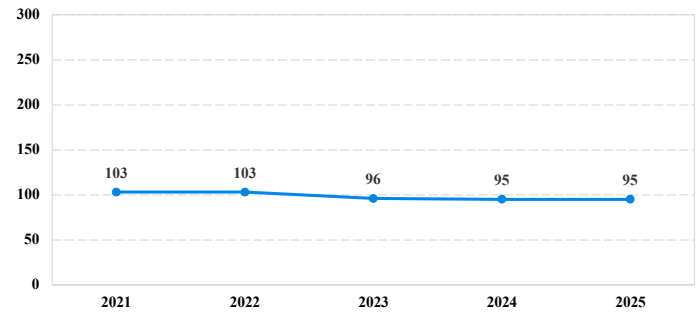
FINE ONLY

Total Receiving Fine Only	0	0	0	0	0	0	0	0	0
----------------------------------	----------	----------	----------	----------	----------	----------	----------	----------	----------

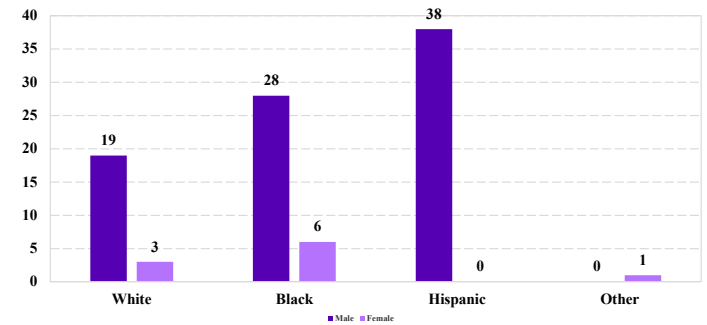
Cases with indeterminable sentence terms are excluded from the calculation of the Mean Sentence or Median Sentence category. Sentences greater than 470 months and probation were included in the sentence average computations as 470 months and zero months, respectively. Cases in the Total Receiving Imprisonment, Total Receiving Probation, and Fine Only categories total 100 percent of all cases. Cases missing information required for a specific analysis were excluded from that analysis. Descriptions of variables used in this analysis are provided in Appendix A.

SOURCE: U.S. Sentencing Commission, 2021 - 2025 Datafiles, USSCFY21 - USSCFY25.

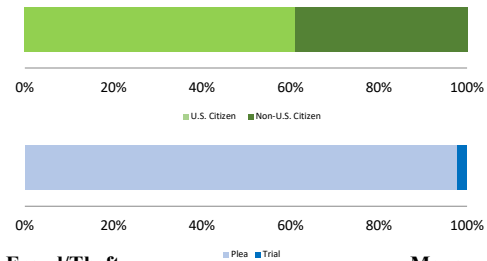
Number of Sentenced Individuals Over Time



Race and Gender



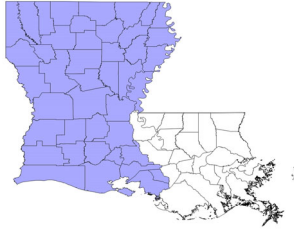
Citizenship, Guilty Pleas, and Trials



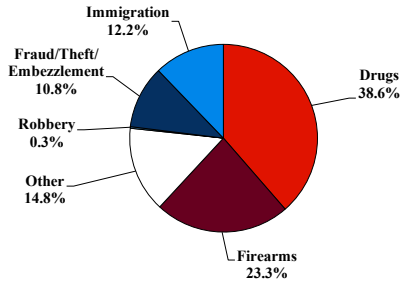
District at a Glance

Western District of Louisiana

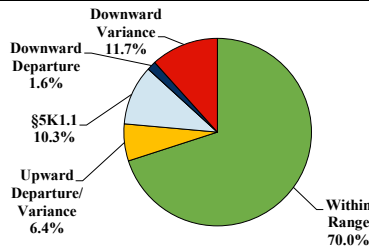
Fiscal Year 2025



Type of Crime



Sentence Imposed Relative to the Guideline Range



SENTENCING INFORMATION BY TYPE OF CRIME

	TOTAL	Immigration	Drug Trafficking	Firearms	Fraud/Theft /Embezzle	Robbery	Child Porn	Money Laundering	All Other
Total	378	46	146	88	41	1	14	4	38
Mean Sentence (months)	83	5	119	63	20	--	121	93	135
Median Sentence (months)	60	3	120	57	6	--	120	64	120

IMPRISONMENT

Total Receiving Imprisonment	350	46	140	88	26	1	14	4	31
Prison Only	347	46	139	88	26	1	14	4	29
Up to 12 Months	57	42	3	1	8	0	0	0	3
13 to 60 Months	110	4	31	51	13	0	2	2	7
61 to 120 Months	90	0	48	29	4	0	6	1	2
Over 120 Months	90	0	57	7	1	1	6	1	17
Prison and Alternatives	3	0	1	0	0	0	0	0	2

PROBATION

Total Receiving Probation	28	0	6	0	15	0	0	0	7
Probation Only	26	0	5	0	15	0	0	0	6
Probation and Alternatives	2	0	1	0	0	0	0	0	1

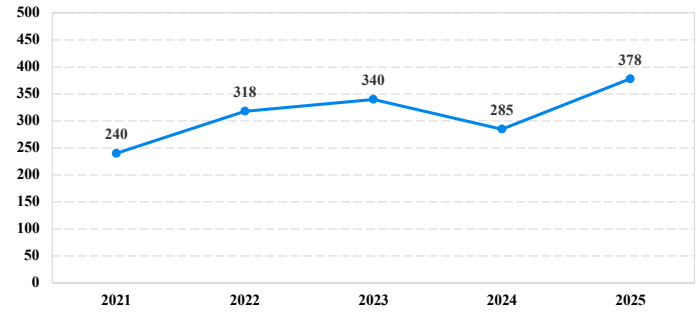
FINE ONLY

Total	0	0	0	0	0	0	0	0	0
--------------	----------	----------	----------	----------	----------	----------	----------	----------	----------

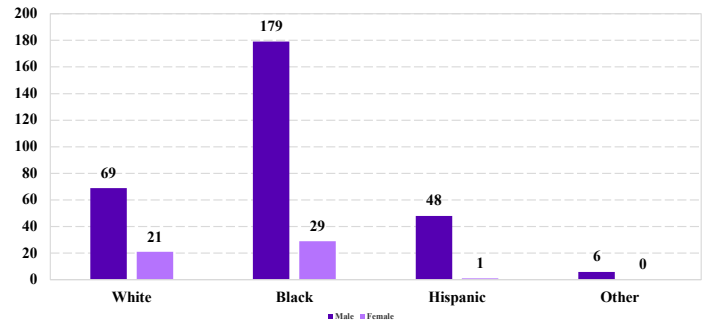
Cases with indeterminable sentence terms are excluded from the calculation of the Mean Sentence or Median Sentence category. Sentences greater than 470 months and probation were included in the sentence average computations as 470 months and zero months, respectively. Cases in the Total Receiving Imprisonment, Total Receiving Probation, and Fine Only categories total 100 percent of all cases. Cases missing information required for a specific analysis were excluded from that analysis. Descriptions of variables used in this analysis are provided in Appendix A.

SOURCE: U.S. Sentencing Commission, 2021 - 2025 Datafiles, USSCFY21 - USSCFY25.

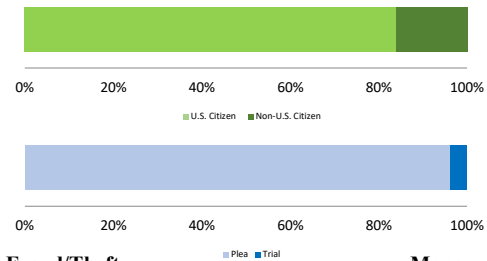
Number of Sentenced Individuals Over Time



Race and Gender



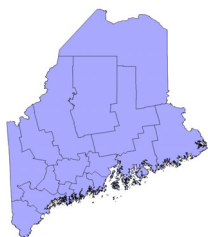
Citizenship, Guilty Pleas, and Trials



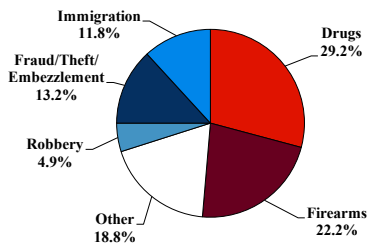
District at a Glance

District of Maine

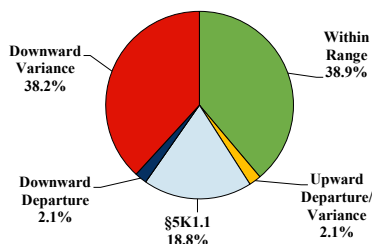
Fiscal Year 2025



Type of Crime



Sentence Imposed Relative to the Guideline Range



SENTENCING INFORMATION BY TYPE OF CRIME

	TOTAL	Immigration	Drug Trafficking	Firearms	Fraud/Theft/Embezzle	Robbery	Child Porn	Money Laundering	All Other
Total	144	17	42	32	19	7	16	0	11
Mean Sentence (months)	61	4	64	35	12	90	152	--	153
Median Sentence (months)	33	4	54	21	10	57	120	--	132

IMPRISONMENT

Total Receiving Imprisonment	125	17	41	25	10	7	16	0	9
Prison Only	122	17	40	25	8	7	16	0	9
Up to 12 Months	28	16	5	5	1	0	0	0	1
13 to 60 Months	49	1	19	13	7	5	2	0	2
61 to 120 Months	24	0	11	6	0	0	7	0	0
Over 120 Months	21	0	5	1	0	2	7	0	6
Prison and Alternatives	3	0	1	0	2	0	0	0	0

PROBATION

Total Receiving Probation	19	0	1	7	9	0	0	0	2
Probation Only	18	0	1	7	8	0	0	0	2
Probation and Alternatives	1	0	0	0	1	0	0	0	0

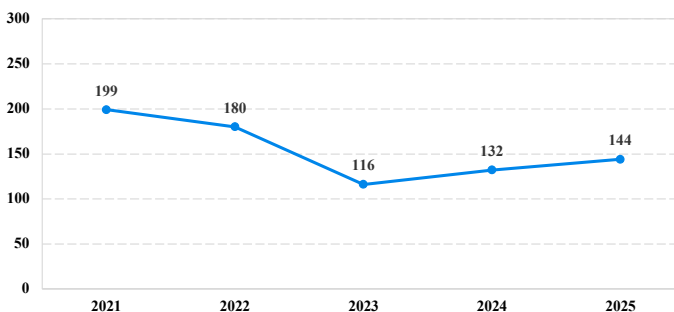
FINE ONLY

Total	0	0	0	0	0	0	0	0	0
--------------	----------	----------	----------	----------	----------	----------	----------	----------	----------

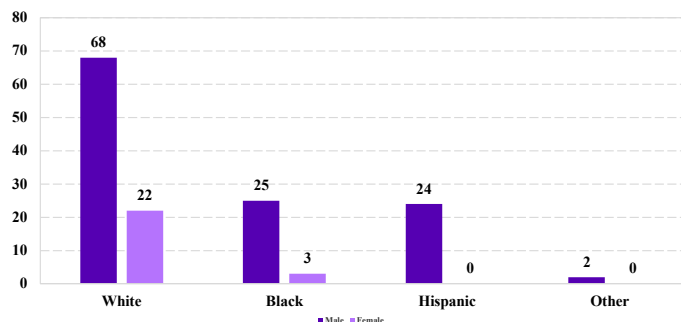
Cases with indeterminable sentence terms are excluded from the calculation of the Mean Sentence or Median Sentence category. Sentences greater than 470 months and probation were included in the sentence average computations as 470 months and zero months, respectively. Cases in the Total Receiving Imprisonment, Total Receiving Probation, and Fine Only categories total 100 percent of all cases. Cases missing information required for a specific analysis were excluded from that analysis. Descriptions of variables used in this analysis are provided in Appendix A.

SOURCE: U.S. Sentencing Commission, 2021 - 2025 Datafiles, USSCFY21 - USSCFY25.

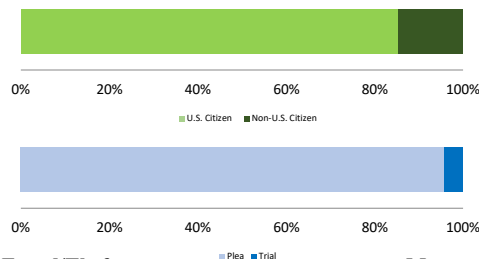
Number of Sentenced Individuals Over Time



Race and Gender



Citizenship, Guilty Pleas, and Trials



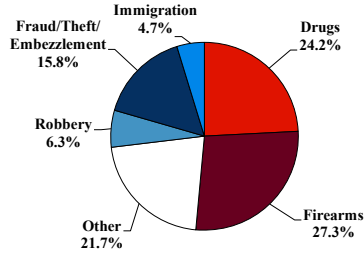
District at a Glance

District of Maryland

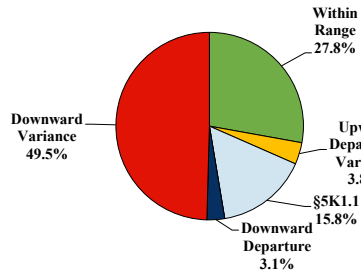
Fiscal Year 2025



Type of Crime



Sentence Imposed Relative to the Guideline Range



SENTENCING INFORMATION BY TYPE OF CRIME

	TOTAL	Immigration	Drug Trafficking	Firearms	Fraud/Theft /Embezzle	Robbery	Child Porn	Money Laundering	All Other
Total	443	21	100	121	70	28	9	13	81
Mean Sentence (months)	67	10	60	49	32	130	150	43	123
Median Sentence (months)	42	0	49	41	22	120	120	27	57

IMPRISONMENT

Total Receiving Imprisonment	400	19	96	118	63	28	9	11	56
Prison Only	372	19	89	113	53	27	9	11	51
Up to 12 Months	42	10	10	10	9	0	0	1	2
13 to 60 Months	180	9	37	77	33	4	2	7	11
61 to 120 Months	91	0	35	21	10	12	5	2	6
Over 120 Months	59	0	7	5	1	11	2	1	32
Prison and Alternatives	28	0	7	5	10	1	0	0	5

PROBATION

Total Receiving Probation	34	2	4	3	7	0	0	2	16
Probation Only	26	2	1	3	5	0	0	2	13
Probation and Alternatives	8	0	3	0	2	0	0	0	3

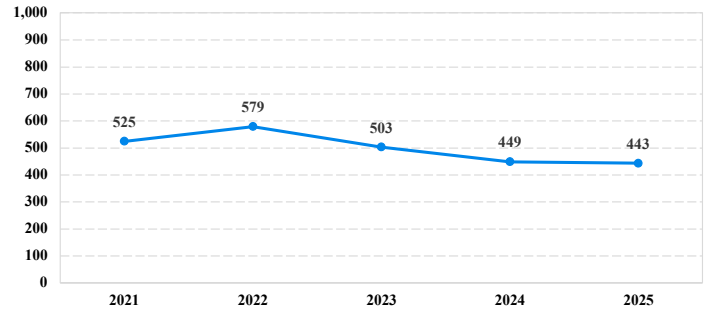
FINE ONLY

Total	9	0	0	0	0	0	0	0	9
--------------	----------	----------	----------	----------	----------	----------	----------	----------	----------

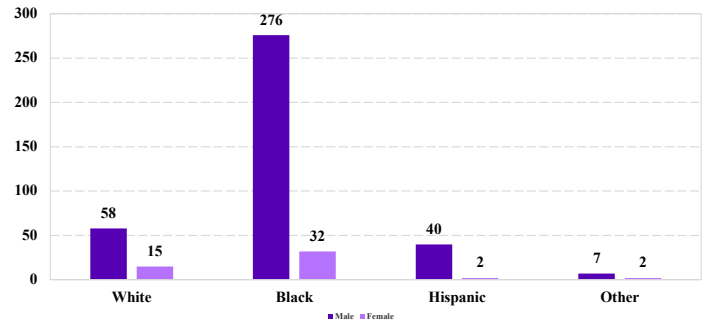
Cases with indeterminable sentence terms are excluded from the calculation of the Mean Sentence or Median Sentence category. Sentences greater than 470 months and probation were included in the sentence average computations as 470 months and zero months, respectively. Cases in the Total Receiving Imprisonment, Total Receiving Probation, and Fine Only categories total 100 percent of all cases. Cases missing information required for a specific analysis were excluded from that analysis. Descriptions of variables used in this analysis are provided in Appendix A.

SOURCE: U.S. Sentencing Commission, 2021 - 2025 Datafiles, USSCFY21 - USSCFY25.

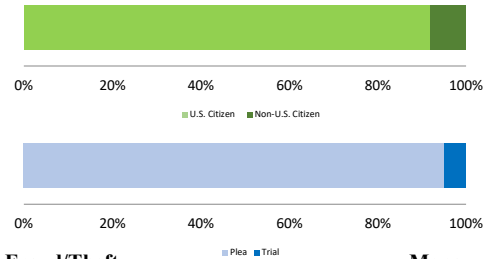
Number of Sentenced Individuals Over Time



Race and Gender



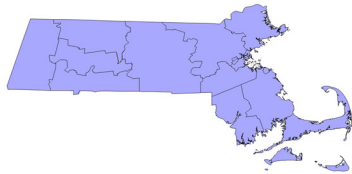
Citizenship, Guilty Pleas, and Trials



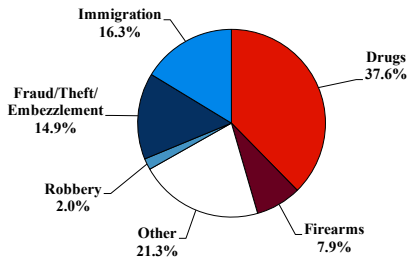
District at a Glance

District of Massachusetts

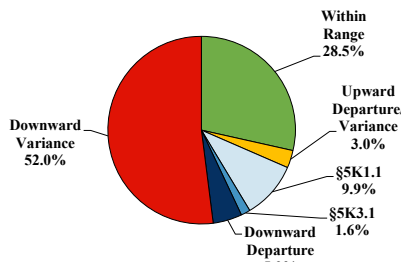
Fiscal Year 2025



Type of Crime



Sentence Imposed Relative to the Guideline Range



SENTENCING INFORMATION BY TYPE OF CRIME

	TOTAL	Immigration	Drug Trafficking	Firearms	Fraud/Theft /Embezzle	Robbery	Child Porn	Money Laundering	All Other
Total	558	91	209	44	83	11	14	41	65
Mean Sentence (months)	49	11	72	45	14	75	86	49	67
Median Sentence (months)	27	5	60	45	10	70	60	42	18

IMPRISONMENT

Total Receiving Imprisonment	528	90	204	43	67	11	14	40	59
Prison Only	492	89	191	37	60	11	14	37	53
Up to 12 Months	142	66	25	3	26	1	0	9	12
13 to 60 Months	201	20	73	24	32	4	9	16	23
61 to 120 Months	95	3	60	10	2	4	4	8	4
Over 120 Months	54	0	33	0	0	2	1	4	14
Prison and Alternatives	36	1	13	6	7	0	0	3	6

PROBATION

Total Receiving Probation	30	1	5	1	16	0	0	1	6
Probation Only	26	1	4	1	14	0	0	0	6
Probation and Alternatives	4	0	1	0	2	0	0	1	0

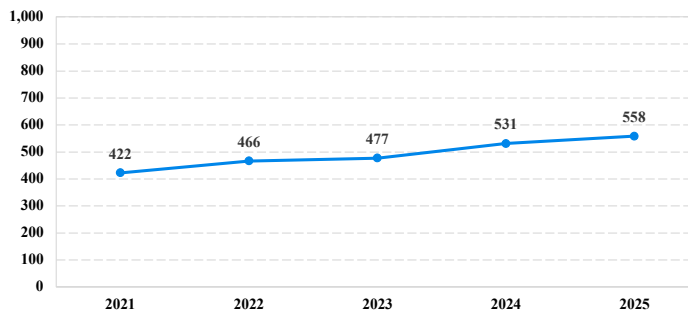
FINE ONLY

Total	0	0	0	0	0	0	0	0	0
--------------	----------	----------	----------	----------	----------	----------	----------	----------	----------

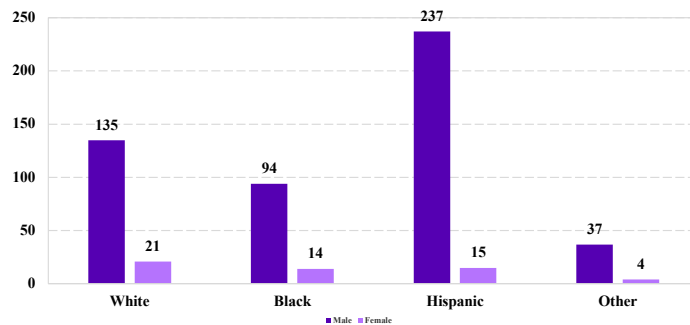
Cases with indeterminable sentence terms are excluded from the calculation of the Mean Sentence or Median Sentence category. Sentences greater than 470 months and probation were included in the sentence average computations as 470 months and zero months, respectively. Cases in the Total Receiving Imprisonment, Total Receiving Probation, and Fine Only categories total 100 percent of all cases. Cases missing information required for a specific analysis were excluded from that analysis. Descriptions of variables used in this analysis are provided in Appendix A.

SOURCE: U.S. Sentencing Commission, 2021 - 2025 Datafiles, USSCFY21 - USSCFY25.

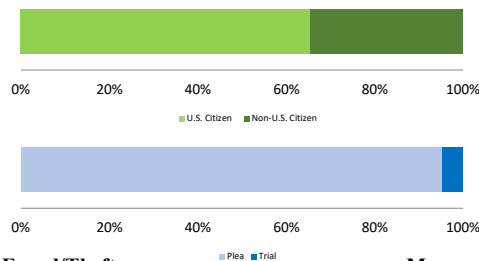
Number of Sentenced Individuals Over Time



Race and Gender



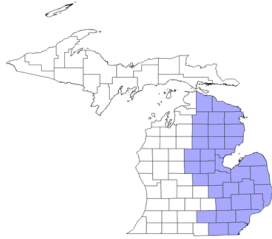
Citizenship, Guilty Pleas, and Trials



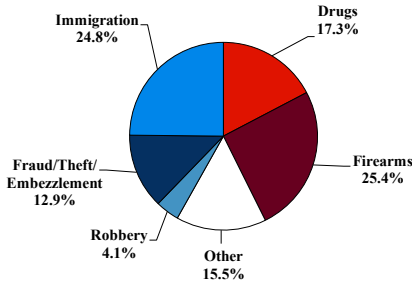
District at a Glance

Eastern District of Michigan

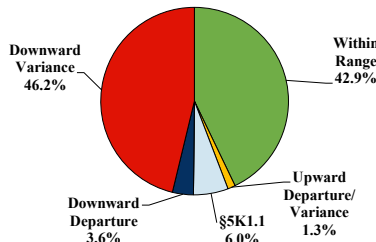
Fiscal Year 2025



Type of Crime



Sentence Imposed Relative to the Guideline Range



SENTENCING INFORMATION BY TYPE OF CRIME

	TOTAL	Immigration	Drug Trafficking	Firearms	Fraud/Theft /Embezzle	Robbery	Child Porn	Money Laundering	All Other
Total	851	211	146	216	110	35	23	9	101
Mean Sentence (months)	49	4	89	40	22	68	119	80	106
Median Sentence (months)	24	3	84	33	12	48	120	36	42

IMPRISONMENT

Total Receiving Imprisonment	816	207	145	209	99	34	22	8	92
Prison Only	795	207	143	204	92	33	20	7	89
Up to 12 Months	273	193	11	21	31	0	0	1	16
13 to 60 Months	299	14	39	143	53	20	2	3	25
61 to 120 Months	140	0	61	35	7	9	11	0	17
Over 120 Months	83	0	32	5	1	4	7	3	31
Prison and Alternatives	21	0	2	5	7	1	2	1	3

PROBATION

Total Receiving Probation	35	4	1	7	11	1	1	1	9
Probation Only	31	4	1	6	9	0	1	1	9
Probation and Alternatives	4	0	0	1	2	1	0	0	0

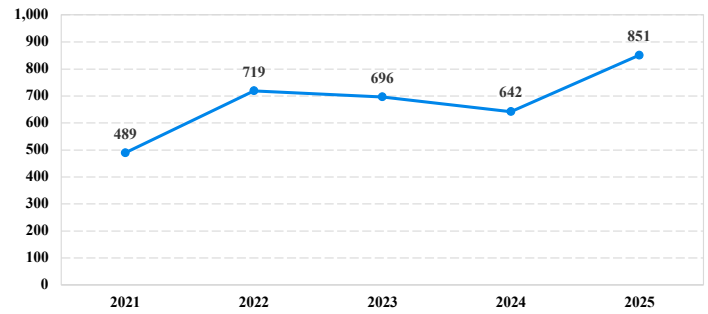
FINE ONLY

Total	0	0	0	0	0	0	0	0	0
--------------	----------	----------	----------	----------	----------	----------	----------	----------	----------

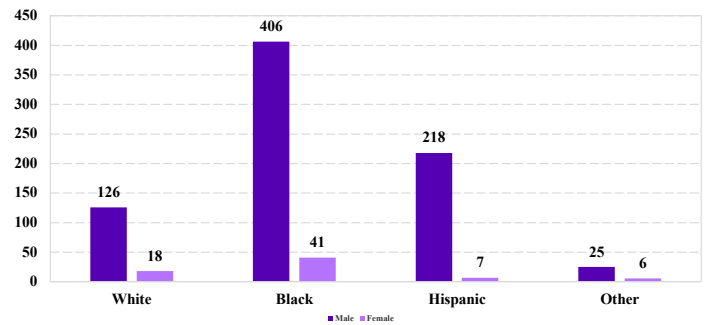
Cases with indeterminable sentence terms are excluded from the calculation of the Mean Sentence or Median Sentence category. Sentences greater than 470 months and probation were included in the sentence average computations as 470 months and zero months, respectively. Cases in the Total Receiving Imprisonment, Total Receiving Probation, and Fine Only categories total 100 percent of all cases. Cases missing information required for a specific analysis were excluded from that analysis. Descriptions of variables used in this analysis are provided in Appendix A.

SOURCE: U.S. Sentencing Commission, 2021 - 2025 Datafiles, USSCFY21 - USSCFY25.

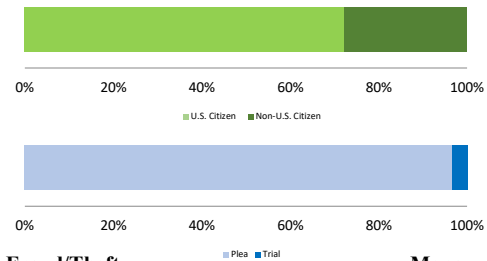
Number of Sentenced Individuals Over Time



Race and Gender



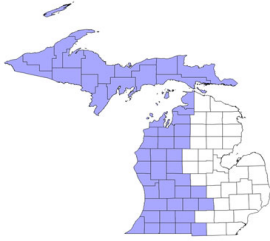
Citizenship, Guilty Pleas, and Trials



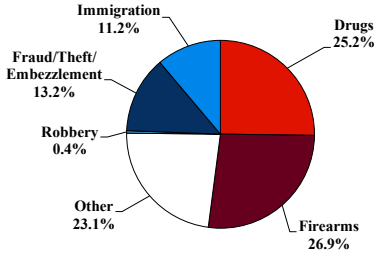
District at a Glance

Western District of Michigan

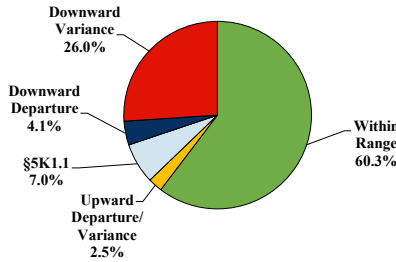
Fiscal Year 2025



Type of Crime



Sentence Imposed Relative to the Guideline Range



SENTENCING INFORMATION BY TYPE OF CRIME

	TOTAL	Immigration	Drug Trafficking	Firearms	Fraud/Theft /Embezzle	Robbery	Child Porn	Money Laundering	All Other
Total	242	27	61	65	32	1	6	7	43
Mean Sentence (months)	89	16	131	69	33	--	105	35	154
Median Sentence (months)	59	12	96	60	12	--	110	6	120

IMPRISONMENT

Total Receiving Imprisonment	219	27	59	65	20	1	6	3	38
Prison Only	217	27	58	65	20	1	6	3	37
Up to 12 Months	18	12	0	0	3	0	0	0	3
13 to 60 Months	89	15	15	35	10	0	1	1	12
61 to 120 Months	52	0	17	24	5	1	3	1	1
Over 120 Months	58	0	26	6	2	0	2	1	21
Prison and Alternatives	2	0	1	0	0	0	0	0	1

PROBATION

Total Receiving Probation	23	0	2	0	12	0	0	4	5
Probation Only	14	0	2	0	8	0	0	2	2
Probation and Alternatives	9	0	0	0	4	0	0	2	3

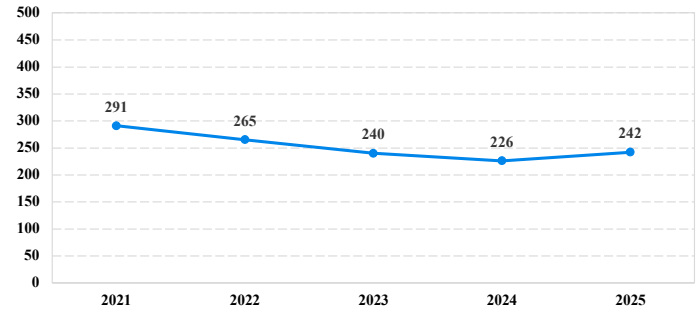
FINE ONLY

Total	0	0	0	0	0	0	0	0	0
--------------	----------	----------	----------	----------	----------	----------	----------	----------	----------

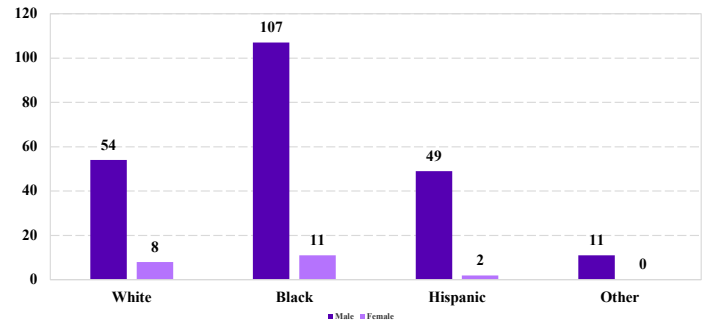
Cases with indeterminable sentence terms are excluded from the calculation of the Mean Sentence or Median Sentence category. Sentences greater than 470 months and probation were included in the sentence average computations as 470 months and zero months, respectively. Cases in the Total Receiving Imprisonment, Total Receiving Probation, and Fine Only categories total 100 percent of all cases. Cases missing information required for a specific analysis were excluded from that analysis. Descriptions of variables used in this analysis are provided in Appendix A.

SOURCE: U.S. Sentencing Commission, 2021 - 2025 Datafiles, USSCFY21 - USSCFY25.

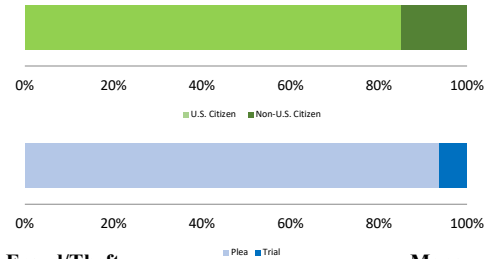
Number of Sentenced Individuals Over Time



Race and Gender



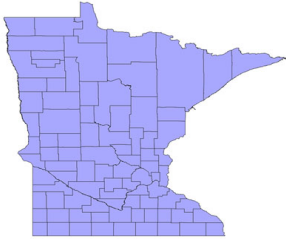
Citizenship, Guilty Pleas, and Trials



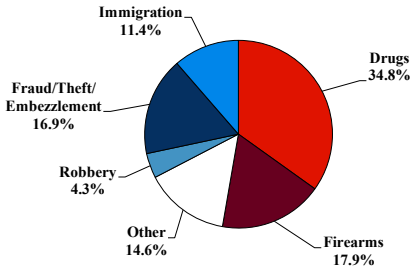
District at a Glance

District of Minnesota

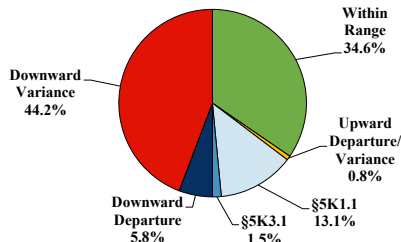
Fiscal Year 2025



Type of Crime



Sentence Imposed Relative to the Guideline Range



SENTENCING INFORMATION BY TYPE OF CRIME

	TOTAL	Immigration	Drug Trafficking	Firearms	Fraud/Theft /Embezzle	Robbery	Child Porn	Money Laundering	All Other
Total	396	45	138	71	67	17	9	6	43
Mean Sentence (months)	72	9	90	66	26	82	148	95	138
Median Sentence (months)	55	0	84	60	12	72	120	69	74

IMPRISONMENT

Total Receiving Imprisonment	383	45	137	71	62	17	9	6	36
Prison Only	374	45	134	70	57	17	9	6	36
Up to 12 Months	77	38	7	2	24	1	0	0	5
13 to 60 Months	126	5	40	36	26	6	1	3	9
61 to 120 Months	96	1	51	25	6	6	4	1	2
Over 120 Months	75	1	36	7	1	4	4	2	20
Prison and Alternatives	9	0	3	1	5	0	0	0	0

PROBATION

Total Receiving Probation	13	0	1	0	5	0	0	0	7
Probation Only	8	0	0	0	4	0	0	0	4
Probation and Alternatives	5	0	1	0	1	0	0	0	3

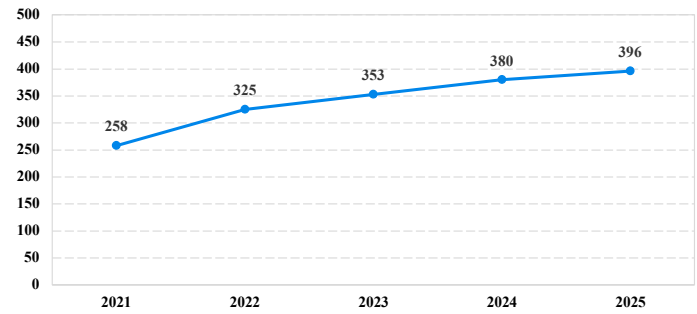
FINE ONLY

Total	0	0	0	0	0	0	0	0	0
--------------	----------	----------	----------	----------	----------	----------	----------	----------	----------

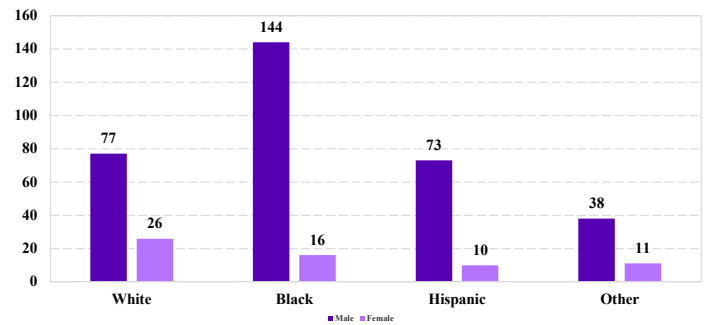
Cases with indeterminable sentence terms are excluded from the calculation of the Mean Sentence or Median Sentence category. Sentences greater than 470 months and probation were included in the sentence average computations as 470 months and zero months, respectively. Cases in the Total Receiving Imprisonment, Total Receiving Probation, and Fine Only categories total 100 percent of all cases. Cases missing information required for a specific analysis were excluded from that analysis. Descriptions of variables used in this analysis are provided in Appendix A.

SOURCE: U.S. Sentencing Commission, 2021 - 2025 Datafiles, USSCFY21 - USSCFY25.

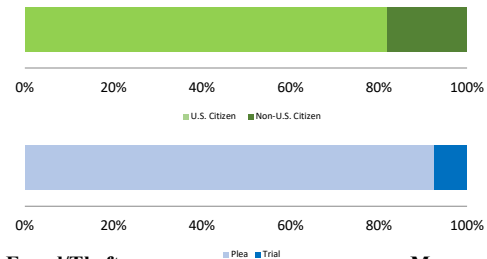
Number of Sentenced Individuals Over Time



Race and Gender



Citizenship, Guilty Pleas, and Trials



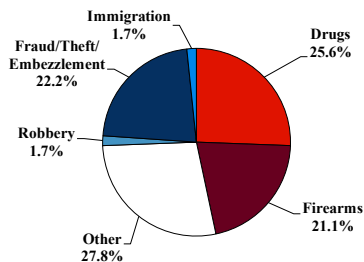
District at a Glance

Northern District of Mississippi

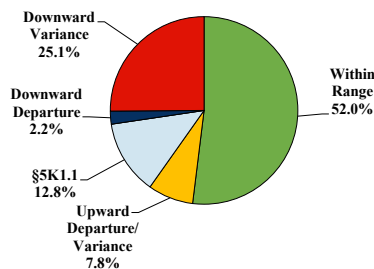
Fiscal Year 2025



Type of Crime



Sentence Imposed Relative to the Guideline Range



SENTENCING INFORMATION BY TYPE OF CRIME

	TOTAL	Immigration	Drug Trafficking	Firearms	Fraud/Theft /Embezzle	Robbery	Child Porn	Money Laundering	All Other
Total	180	3	46	38	40	3	11	7	32
Mean Sentence (months)	58	9	77	48	17	109	112	46	79
Median Sentence (months)	37	8	60	39	9	95	97	57	32

IMPRISONMENT

Total Receiving Imprisonment	171	3	42	37	39	3	11	7	29
Prison Only	168	3	42	37	37	3	11	7	28
Up to 12 Months	31	2	0	4	23	0	0	0	2
13 to 60 Months	76	1	20	22	12	0	1	5	15
61 to 120 Months	36	0	11	10	2	2	8	2	1
Over 120 Months	25	0	11	1	0	1	2	0	10
Prison and Alternatives	3	0	0	0	2	0	0	0	1

PROBATION

Total Receiving Probation	9	0	4	1	1	0	0	0	3
Probation Only	9	0	4	1	1	0	0	0	3
Probation and Alternatives	0	0	0	0	0	0	0	0	0

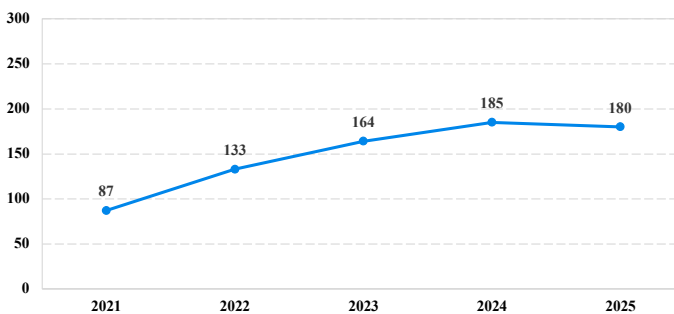
FINE ONLY

Total	0	0	0	0	0	0	0	0	0
--------------	----------	----------	----------	----------	----------	----------	----------	----------	----------

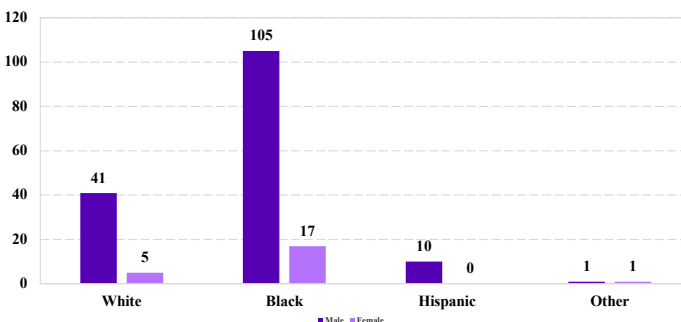
Cases with indeterminable sentence terms are excluded from the calculation of the Mean Sentence or Median Sentence category. Sentences greater than 470 months and probation were included in the sentence average computations as 470 months and zero months, respectively. Cases in the Total Receiving Imprisonment, Total Receiving Probation, and Fine Only categories total 100 percent of all cases. Cases missing information required for a specific analysis were excluded from that analysis. Descriptions of variables used in this analysis are provided in Appendix A.

SOURCE: U.S. Sentencing Commission, 2021 - 2025 Datafiles, USSCFY21 - USSCFY25.

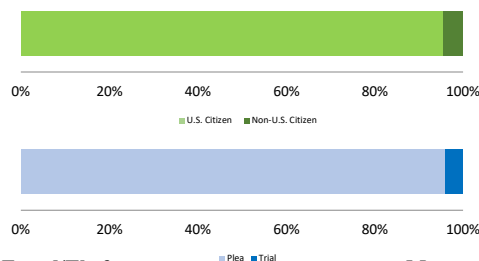
Number of Sentenced Individuals Over Time



Race and Gender



Citizenship, Guilty Pleas, and Trials



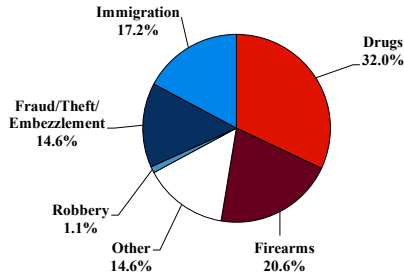
District at a Glance

Southern District of Mississippi

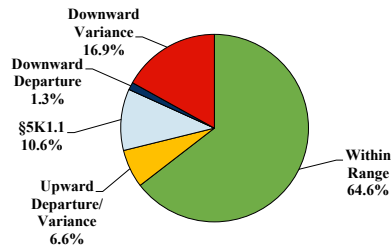
Fiscal Year 2025



Type of Crime



Sentence Imposed Relative to the Guideline Range



SENTENCING INFORMATION BY TYPE OF CRIME

	TOTAL	Immigration	Drug Trafficking	Firearms	Fraud/Theft /Embezzle	Robbery	Child Porn	Money Laundering	All Other
Total	378	65	121	78	55	4	3	5	47
Mean Sentence (months)	68	12	115	49	15	82	215	101	98
Median Sentence (months)	37	6	100	37	4	69	87	30	37

IMPRISONMENT

Total Receiving Imprisonment	341	65	120	76	29	4	3	3	41
Prison Only	337	65	120	75	27	4	3	3	40
Up to 12 Months	77	53	6	5	9	0	0	0	4
13 to 60 Months	136	11	39	50	15	2	0	1	18
61 to 120 Months	55	0	28	16	1	1	2	1	6
Over 120 Months	69	1	47	4	2	1	1	1	12
Prison and Alternatives	4	0	0	1	2	0	0	0	1

PROBATION

Total Receiving Probation	37	0	1	2	26	0	0	2	6
Probation Only	32	0	1	2	23	0	0	1	5
Probation and Alternatives	5	0	0	0	3	0	0	1	1

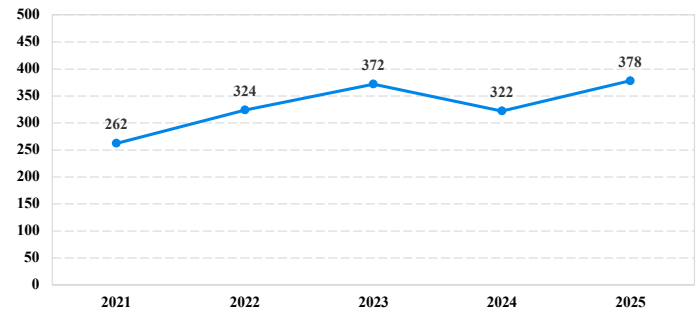
FINE ONLY

Total	0	0	0	0	0	0	0	0	0
--------------	----------	----------	----------	----------	----------	----------	----------	----------	----------

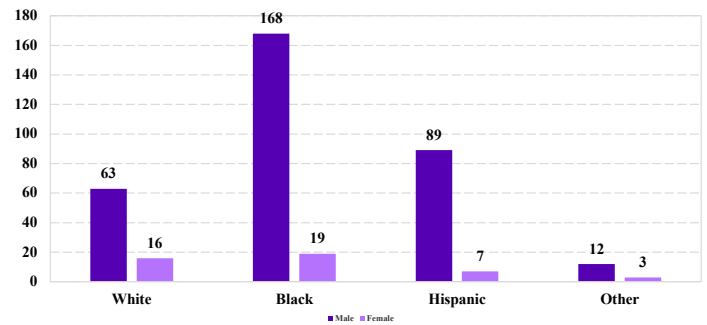
Cases with indeterminable sentence terms are excluded from the calculation of the Mean Sentence or Median Sentence category. Sentences greater than 470 months and probation were included in the sentence average computations as 470 months and zero months, respectively. Cases in the Total Receiving Imprisonment, Total Receiving Probation, and Fine Only categories total 100 percent of all cases. Cases missing information required for a specific analysis were excluded from that analysis. Descriptions of variables used in this analysis are provided in Appendix A.

SOURCE: U.S. Sentencing Commission, 2021 - 2025 Datafiles, USSCFY21 - USSCFY25.

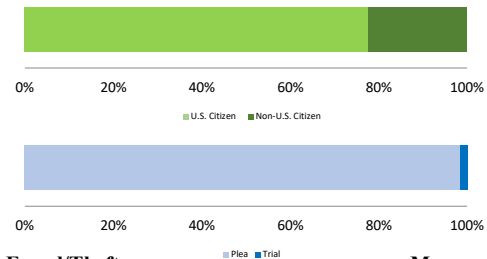
Number of Sentenced Individuals Over Time



Race and Gender



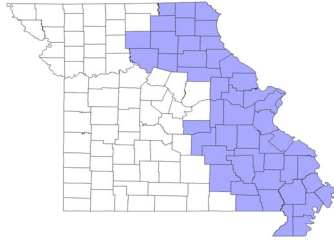
Citizenship, Guilty Pleas, and Trials



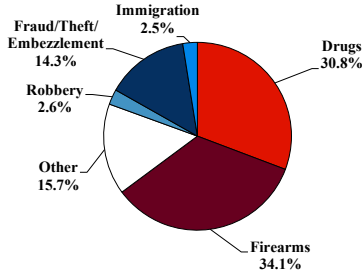
District at a Glance

Eastern District of Missouri

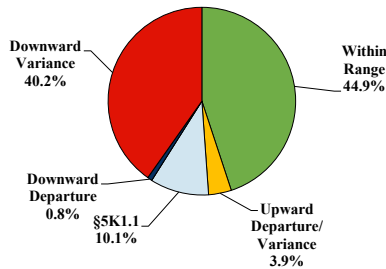
Fiscal Year 2025



Type of Crime



Sentence Imposed Relative to the Guideline Range



SENTENCING INFORMATION BY TYPE OF CRIME

	TOTAL	Immigration	Drug Trafficking	Firearms	Fraud/Theft /Embezzle	Robbery	Child Porn	Money Laundering	All Other
Total	988	25	304	337	141	26	61	15	79
Mean Sentence (months)	67	6	78	54	20	142	101	51	132
Median Sentence (months)	48	5	65	42	12	128	84	42	70

IMPRISONMENT

Total Receiving Imprisonment	909	25	295	323	92	26	61	14	73
Prison Only	897	25	291	319	91	26	60	13	72
Up to 12 Months	78	23	9	13	20	0	3	2	8
13 to 60 Months	450	2	128	207	62	3	16	7	25
61 to 120 Months	238	0	103	83	7	8	26	2	9
Over 120 Months	131	0	51	16	2	15	15	2	30
Prison and Alternatives	12	0	4	4	1	0	1	1	1

PROBATION

Total Receiving Probation	79	0	9	14	49	0	0	1	6
Probation Only	74	0	9	13	45	0	0	1	6
Probation and Alternatives	5	0	0	1	4	0	0	0	0

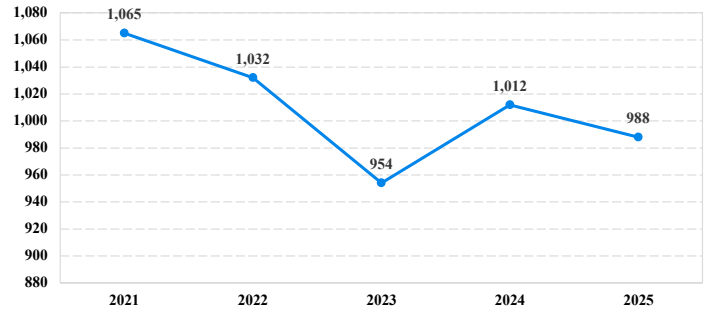
FINE ONLY

Total	0	0	0	0	0	0	0	0	0
--------------	----------	----------	----------	----------	----------	----------	----------	----------	----------

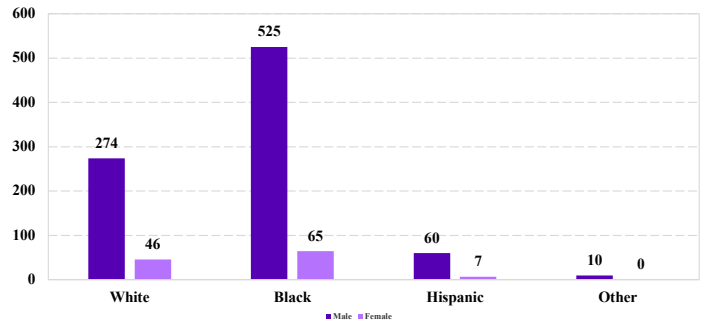
Cases with indeterminable sentence terms are excluded from the calculation of the Mean Sentence or Median Sentence category. Sentences greater than 470 months and probation were included in the sentence average computations as 470 months and zero months, respectively. Cases in the Total Receiving Imprisonment, Total Receiving Probation, and Fine Only categories total 100 percent of all cases. Cases missing information required for a specific analysis were excluded from that analysis. Descriptions of variables used in this analysis are provided in Appendix A.

SOURCE: U.S. Sentencing Commission, 2021 - 2025 Datafiles, USSCFY21 - USSCFY25.

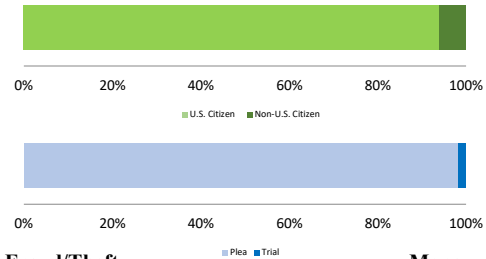
Number of Sentenced Individuals Over Time



Race and Gender



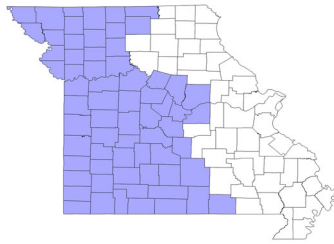
Citizenship, Guilty Pleas, and Trials



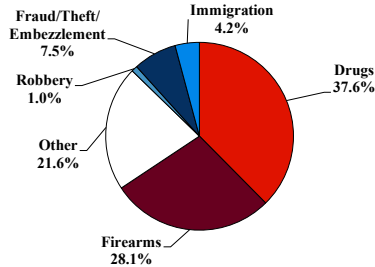
District at a Glance

Western District of Missouri

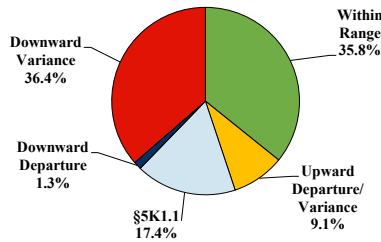
Fiscal Year 2025



Type of Crime



Sentence Imposed Relative to the Guideline Range



SENTENCING INFORMATION BY TYPE OF CRIME

	TOTAL	Immigration	Drug Trafficking	Firearms	Fraud/Theft /Embezzle	Robbery	Child Porn	Money Laundering	All Other
Total	668	28	251	188	50	7	40	31	73
Mean Sentence (months)	93	13	120	64	22	127	129	82	139
Median Sentence (months)	72	12	108	60	5	77	114	48	48

IMPRISONMENT

Total Receiving Imprisonment	604	27	236	181	27	7	40	27	59
Prison Only	603	27	235	181	27	7	40	27	59
Up to 12 Months	34	14	3	3	7	0	1	0	6
13 to 60 Months	209	13	51	92	16	0	4	13	20
61 to 120 Months	188	0	80	73	1	4	20	6	4
Over 120 Months	172	0	101	13	3	3	15	8	29
Prison and Alternatives	1	0	1	0	0	0	0	0	0

PROBATION

Total Receiving Probation	64	1	15	7	23	0	0	4	14
Probation Only	53	0	15	5	16	0	0	4	13
Probation and Alternatives	11	1	0	2	7	0	0	0	1

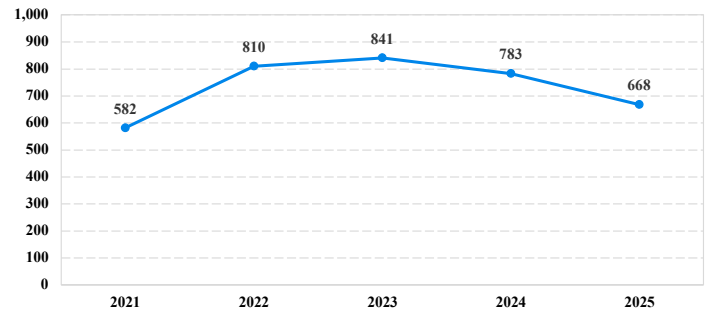
FINE ONLY

Total	0	0	0	0	0	0	0	0	0
--------------	----------	----------	----------	----------	----------	----------	----------	----------	----------

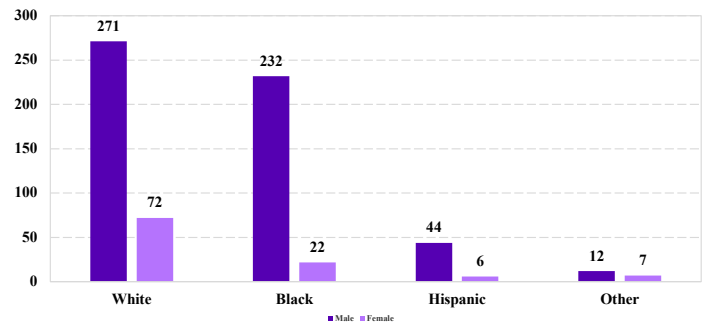
Cases with indeterminable sentence terms are excluded from the calculation of the Mean Sentence or Median Sentence category. Sentences greater than 470 months and probation were included in the sentence average computations as 470 months and zero months, respectively. Cases in the Total Receiving Imprisonment, Total Receiving Probation, and Fine Only categories total 100 percent of all cases. Cases missing information required for a specific analysis were excluded from that analysis. Descriptions of variables used in this analysis are provided in Appendix A.

SOURCE: U.S. Sentencing Commission, 2021 - 2025 Datafiles, USSCFY21 - USSCFY25.

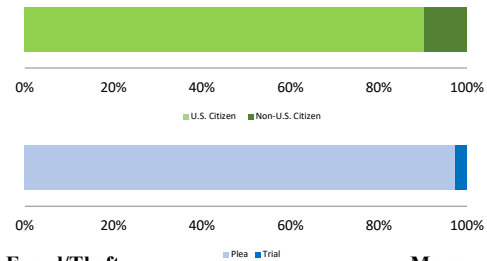
Number of Sentenced Individuals Over Time



Race and Gender



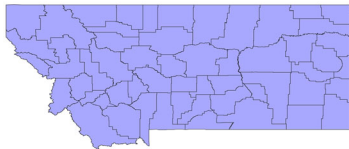
Citizenship, Guilty Pleas, and Trials



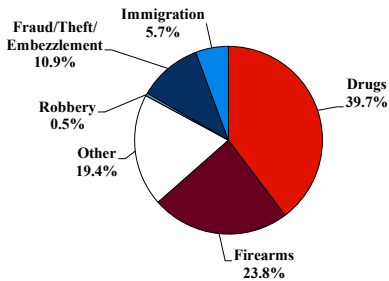
District at a Glance

District of Montana

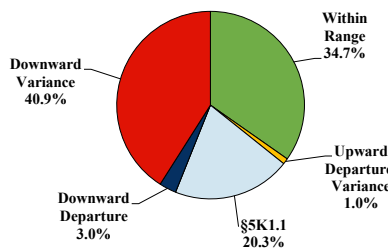
Fiscal Year 2025



Type of Crime



Sentence Imposed Relative to the Guideline Range



SENTENCING INFORMATION BY TYPE OF CRIME

	TOTAL	Immigration	Drug Trafficking	Firearms	Fraud/Theft /Embezzle	Robbery	Child Porn	Money Laundering	All Other
Total	403	23	160	96	44	2	5	2	71
Mean Sentence (months)	51	5	79	29	17	--	154	--	47
Median Sentence (months)	31	3	68	24	8	--	120	--	21

IMPRISONMENT

Total Receiving Imprisonment	357	23	155	82	29	2	5	2	59
Prison Only	344	23	154	79	28	2	5	2	51
Up to 12 Months	66	22	17	12	8	0	0	0	7
13 to 60 Months	159	1	52	55	18	2	0	1	30
61 to 120 Months	72	0	49	12	2	0	3	0	6
Over 120 Months	47	0	36	0	0	0	2	1	8
Prison and Alternatives	13	0	1	3	1	0	0	0	8

PROBATION

Total Receiving Probation	46	0	5	14	15	0	0	0	12
Probation Only	43	0	5	12	14	0	0	0	12
Probation and Alternatives	3	0	0	2	1	0	0	0	0

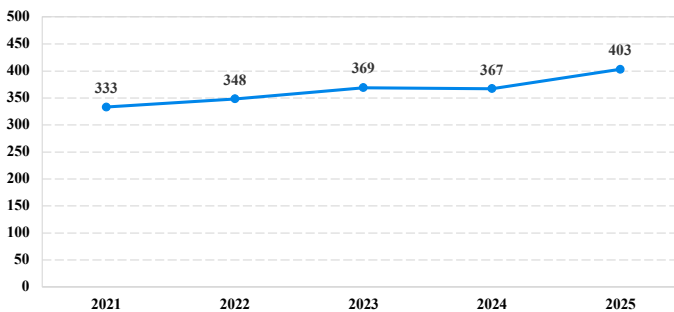
FINE ONLY

Total	0	0	0	0	0	0	0	0	0
--------------	----------	----------	----------	----------	----------	----------	----------	----------	----------

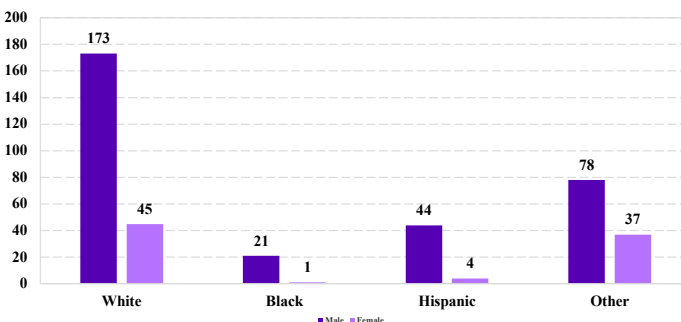
Cases with indeterminable sentence terms are excluded from the calculation of the Mean Sentence or Median Sentence category. Sentences greater than 470 months and probation were included in the sentence average computations as 470 months and zero months, respectively. Cases in the Total Receiving Imprisonment, Total Receiving Probation, and Fine Only categories total 100 percent of all cases. Cases missing information required for a specific analysis were excluded from that analysis. Descriptions of variables used in this analysis are provided in Appendix A.

SOURCE: U.S. Sentencing Commission, 2021 - 2025 Datafiles, USSCFY21 - USSCFY25.

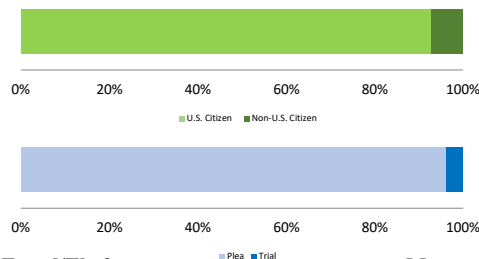
Number of Sentenced Individuals Over Time



Race and Gender



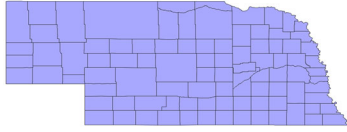
Citizenship, Guilty Pleas, and Trials



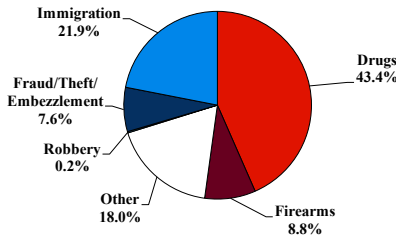
District at a Glance

District of Nebraska

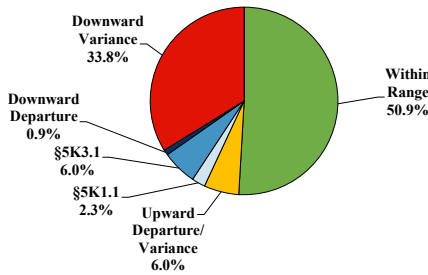
Fiscal Year 2025



Type of Crime



Sentence Imposed Relative to the Guideline Range



SENTENCING INFORMATION BY TYPE OF CRIME

	TOTAL	Immigration	Drug Trafficking	Firearms	Fraud/Theft /Embezzle	Robbery	Child Porn	Money Laundering	All Other
	433	95	188	38	33	1	24	6	48
Mean Sentence (months)	85	8	135	55	28	--	139	27	79
Median Sentence (months)	56	6	120	46	18	--	112	27	24

IMPRISONMENT

Total Receiving Imprisonment	415	93	186	37	29	1	24	4	41
Prison Only	413	93	185	36	29	1	24	4	41
Up to 12 Months	97	77	0	2	10	0	0	0	8
13 to 60 Months	119	16	40	24	16	0	2	3	18
61 to 120 Months	86	0	57	8	2	0	11	1	7
Over 120 Months	111	0	88	2	1	1	11	0	8
Prison and Alternatives	2	0	1	1	0	0	0	0	0

PROBATION

Total Receiving Probation	18	2	2	1	4	0	0	2	7
Probation Only	17	2	1	1	4	0	0	2	7
Probation and Alternatives	1	0	1	0	0	0	0	0	0

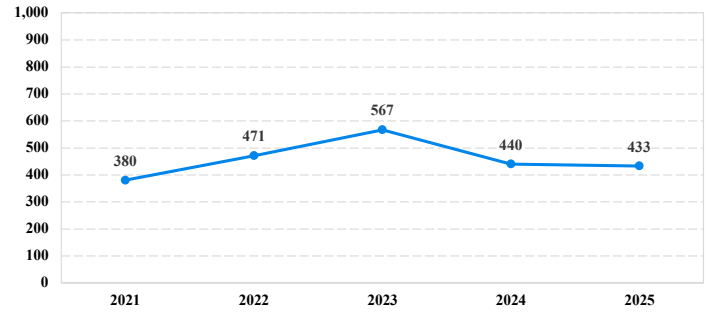
FINE ONLY

FINE ONLY	0	0	0	0	0	0	0	0	0
------------------	----------	----------	----------	----------	----------	----------	----------	----------	----------

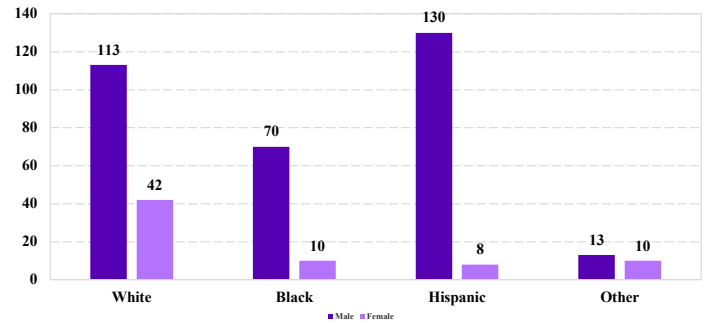
Cases with indeterminable sentence terms are excluded from the calculation of the Mean Sentence or Median Sentence category. Sentences greater than 470 months and probation were included in the sentence average computations as 470 months and zero months, respectively. Cases in the Total Receiving Imprisonment, Total Receiving Probation, and Fine Only categories total 100 percent of all cases. Cases missing information required for a specific analysis were excluded from that analysis. Descriptions of variables used in this analysis are provided in Appendix A.

SOURCE: U.S. Sentencing Commission, 2021 - 2025 Datafiles, USSCFY21 - USSCFY25.

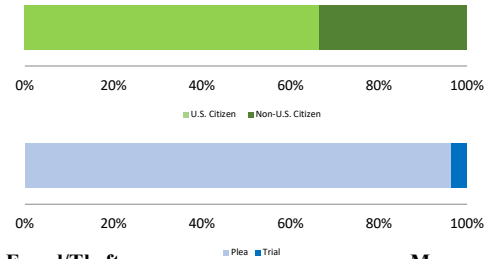
Number of Sentenced Individuals Over Time



Race and Gender



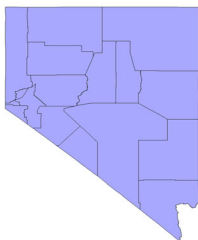
Citizenship, Guilty Pleas, and Trials



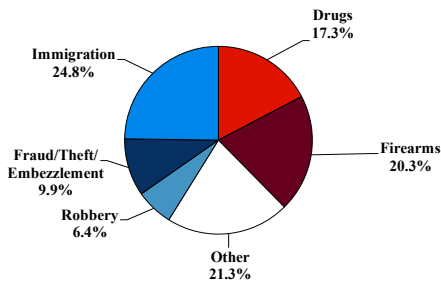
District at a Glance

District of Nevada

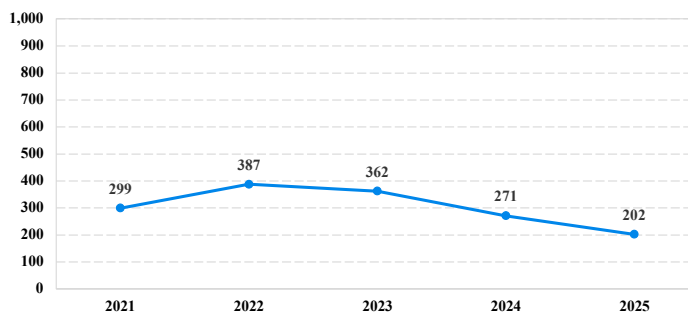
Fiscal Year 2025



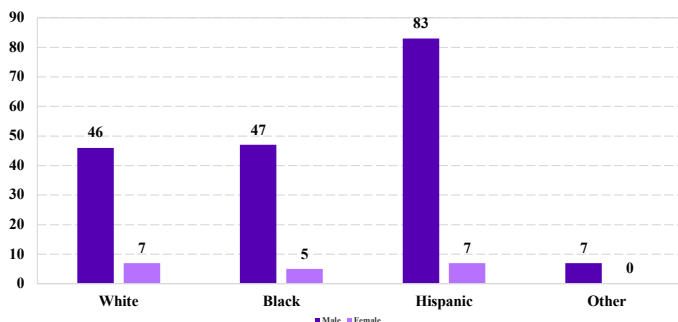
Type of Crime



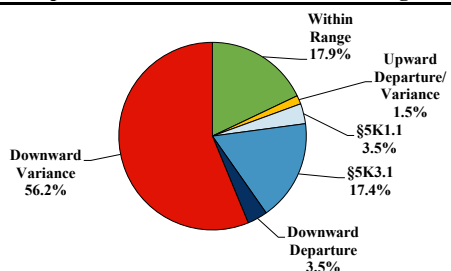
Number of Sentenced Individuals Over Time



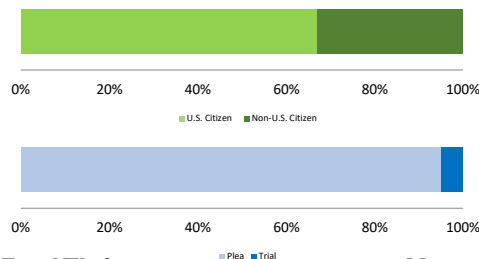
Race and Gender



Sentence Imposed Relative to the Guideline Range



Citizenship, Guilty Pleas, and Trials



SENTENCING INFORMATION BY TYPE OF CRIME

	TOTAL	Immigration	Drug Trafficking	Firearms	Fraud/Theft /Embezzle	Robbery	Child Porn	Money Laundering	All Other
	202	50	35	41	20	13	3	6	34
Mean Sentence (months)	44	13	72	28	14	130	76	59	61
Median Sentence (months)	18	9	70	18	0	84	60	42	17

IMPRISONMENT

	TOTAL	Immigration	Drug Trafficking	Firearms	Fraud/Theft /Embezzle	Robbery	Child Porn	Money Laundering	All Other
Total Receiving Imprisonment	169	49	32	28	10	13	3	6	28
Prison Only	161	49	32	26	10	9	3	6	26
Up to 12 Months	43	28	0	3	2	1	0	1	8
13 to 60 Months	78	20	14	19	8	2	2	4	9
61 to 120 Months	28	1	15	3	0	4	1	0	4
Over 120 Months	12	0	3	1	0	2	0	1	5
Prison and Alternatives	8	0	0	2	0	4	0	0	2

PROBATION

	TOTAL	Immigration	Drug Trafficking	Firearms	Fraud/Theft /Embezzle	Robbery	Child Porn	Money Laundering	All Other
Total Receiving Probation	33	1	3	13	10	0	0	0	6
Probation Only	27	1	2	11	10	0	0	0	3
Probation and Alternatives	6	0	1	2	0	0	0	0	3

FINE ONLY

TOTAL	0	0	0	0	0	0	0	0	0
-------	---	---	---	---	---	---	---	---	---

Cases with indeterminable sentence terms are excluded from the calculation of the Mean Sentence or Median Sentence category. Sentences greater than 470 months and probation were included in the sentence average computations as 470 months and zero months, respectively. Cases in the Total Receiving Imprisonment, Total Receiving Probation, and Fine Only categories total 100 percent of all cases. Cases missing information required for a specific analysis were excluded from that analysis. Descriptions of variables used in this analysis are provided in Appendix A.

SOURCE: U.S. Sentencing Commission, 2021 - 2025 Datafiles, USSCFY21 - USSCFY25.

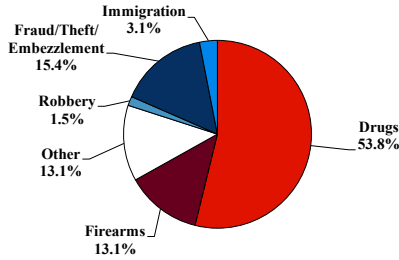
District at a Glance

District of New Hampshire

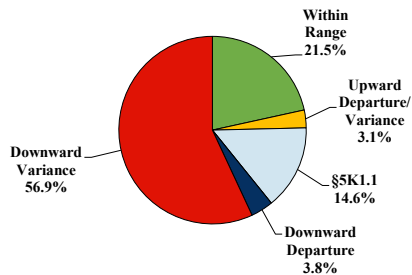
Fiscal Year 2025



Type of Crime



Sentence Imposed Relative to the Guideline Range



SENTENCING INFORMATION BY TYPE OF CRIME

	TOTAL	Immigration	Drug Trafficking	Firearms	Fraud/Theft /Embezzle	Robbery	Child Porn	Money Laundering	All Other
Total	130	4	68	17	20	2	8	1	10
Mean Sentence (months)	43	2	46	30	19	--	93	--	70
Median Sentence (months)	30	0	43	23	20	--	104	--	41

IMPRISONMENT

Total Receiving Imprisonment	118	4	66	13	14	2	8	1	10
Prison Only	117	4	65	13	14	2	8	1	10
Up to 12 Months	23	4	12	1	1	1	0	0	4
13 to 60 Months	61	0	32	9	13	1	3	1	2
61 to 120 Months	28	0	19	3	0	0	3	0	3
Over 120 Months	5	0	2	0	0	0	2	0	1
Prison and Alternatives	1	0	1	0	0	0	0	0	0

PROBATION

Total Receiving Probation	12	0	2	4	6	0	0	0	0
Probation Only	11	0	2	4	5	0	0	0	0
Probation and Alternatives	1	0	0	0	1	0	0	0	0

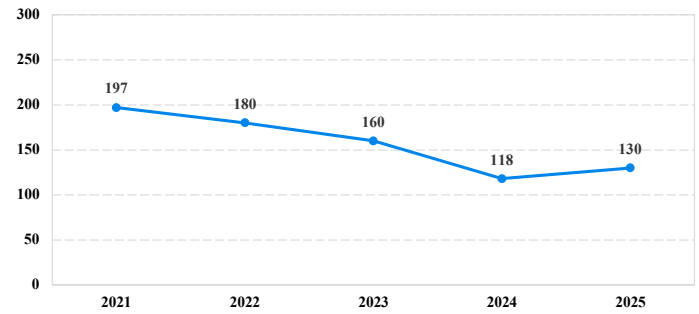
FINE ONLY

Total	0	0	0	0	0	0	0	0	0
--------------	----------	----------	----------	----------	----------	----------	----------	----------	----------

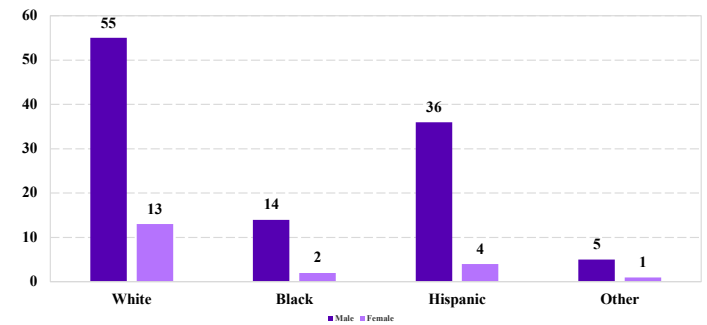
Cases with indeterminable sentence terms are excluded from the calculation of the Mean Sentence or Median Sentence category. Sentences greater than 470 months and probation were included in the sentence average computations as 470 months and zero months, respectively. Cases in the Total Receiving Imprisonment, Total Receiving Probation, and Fine Only categories total 100 percent of all cases. Cases missing information required for a specific analysis were excluded from that analysis. Descriptions of variables used in this analysis are provided in Appendix A.

SOURCE: U.S. Sentencing Commission, 2021 - 2025 Datafiles, USSCFY21 - USSCFY25.

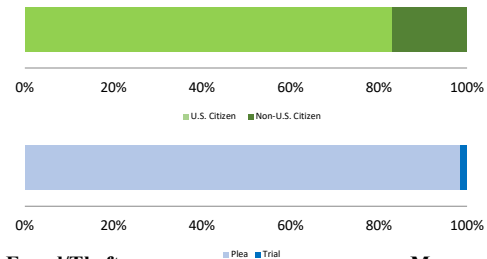
Number of Sentenced Individuals Over Time



Race and Gender



Citizenship, Guilty Pleas, and Trials



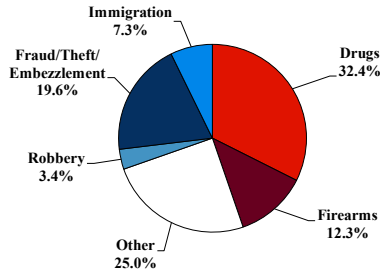
District at a Glance

District of New Jersey

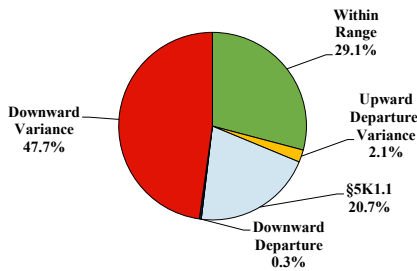
Fiscal Year 2025



Type of Crime



Sentence Imposed Relative to the Guideline Range



SENTENCING INFORMATION BY TYPE OF CRIME

	TOTAL	Immigration	Drug Trafficking	Firearms	Fraud/Theft /Embezzle	Robbery	Child Porn	Money Laundering	All Other
	673	49	216	83	132	23	21	29	120
Mean Sentence (months)	47	13	49	49	23	133	94	25	63
Median Sentence (months)	27	12	44	46	12	111	86	20	12

IMPRISONMENT

Total Receiving Imprisonment	567	45	196	74	97	23	21	25	86
Prison Only	542	45	191	72	90	20	21	24	79
Up to 12 Months	97	22	28	3	20	0	1	4	19
13 to 60 Months	269	22	93	41	58	3	5	19	28
61 to 120 Months	126	1	57	26	10	8	11	0	13
Over 120 Months	50	0	13	2	2	9	4	1	19
Prison and Alternatives	25	0	5	2	7	3	0	1	7

PROBATION

Total Receiving Probation	105	4	20	9	34	0	0	4	34
Probation Only	74	2	15	5	26	0	0	3	23
Probation and Alternatives	31	2	5	4	8	0	0	1	11

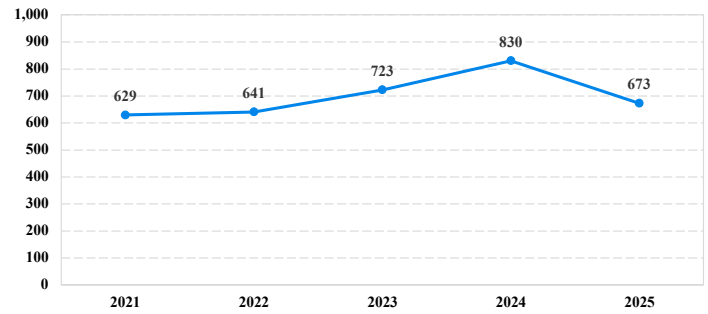
FINE ONLY

FINE ONLY	1	0	0	0	1	0	0	0	0
------------------	----------	----------	----------	----------	----------	----------	----------	----------	----------

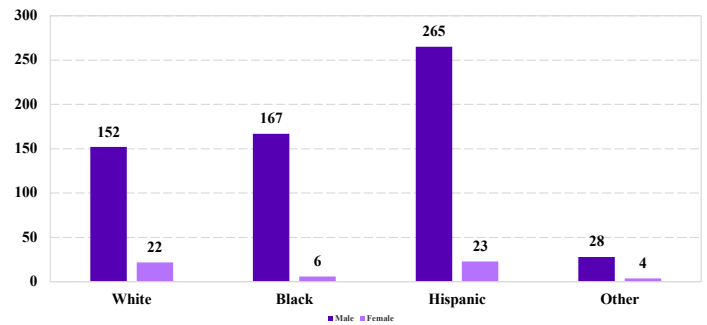
Cases with indeterminable sentence terms are excluded from the calculation of the Mean Sentence or Median Sentence category. Sentences greater than 470 months and probation were included in the sentence average computations as 470 months and zero months, respectively. Cases in the Total Receiving Imprisonment, Total Receiving Probation, and Fine Only categories total 100 percent of all cases. Cases missing information required for a specific analysis were excluded from that analysis. Descriptions of variables used in this analysis are provided in Appendix A.

SOURCE: U.S. Sentencing Commission, 2021 - 2025 Datafiles, USSCFY21 - USSCFY25.

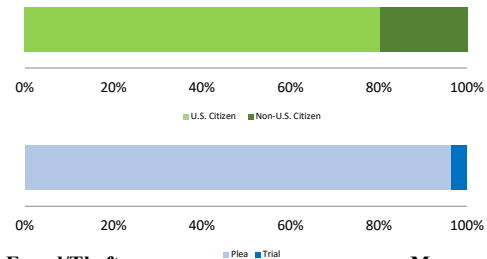
Number of Sentenced Individuals Over Time



Race and Gender



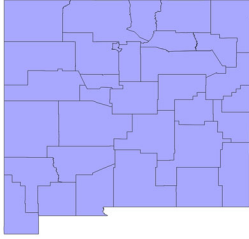
Citizenship, Guilty Pleas, and Trials



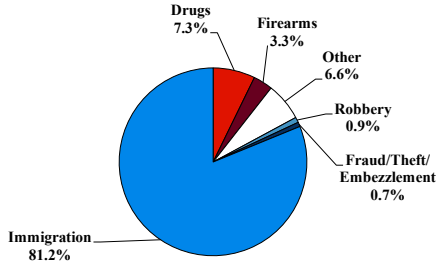
District at a Glance

District of New Mexico

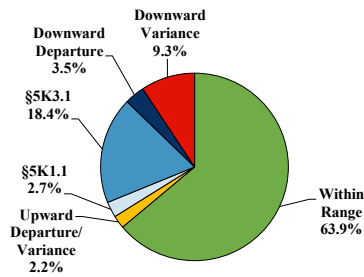
Fiscal Year 2025



Type of Crime



Sentence Imposed Relative to the Guideline Range



SENTENCING INFORMATION BY TYPE OF CRIME

	TOTAL	Immigration	Drug Trafficking	Firearms	Fraud/Theft /Embezzle	Robbery	Child Porn	Money Laundering	All Other
	2,699	2,191	196	89	20	24	6	7	166
Mean Sentence (months)	19	6	81	53	12	129	81	60	83
Median Sentence (months)	4	3	65	41	5	120	85	8	37

IMPRISONMENT

Total Receiving Imprisonment	2,670	2,190	194	84	15	21	5	7	154
Prison Only	2,569	2,175	156	70	14	16	4	7	127
Up to 12 Months	1,946	1,892	15	6	8	0	0	5	20
13 to 60 Months	461	278	70	41	5	2	1	1	63
61 to 120 Months	101	5	47	18	1	7	2	0	21
Over 120 Months	61	0	24	5	0	7	1	1	23
Prison and Alternatives	101	15	38	14	1	5	1	0	27

PROBATION

Total Receiving Probation	29	1	2	5	5	3	1	0	12
Probation Only	27	1	1	5	5	3	1	0	11
Probation and Alternatives	2	0	1	0	0	0	0	0	1

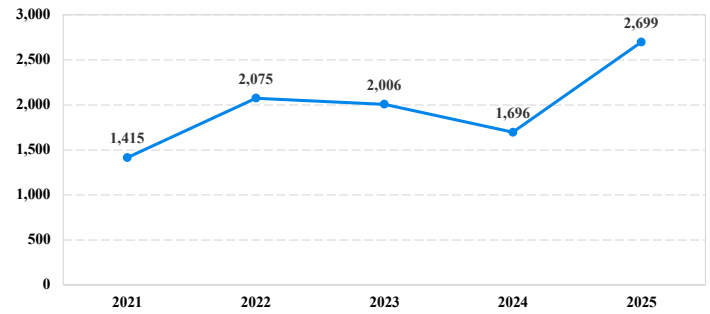
FINE ONLY

	0	0	0	0	0	0	0	0	0
--	----------	----------	----------	----------	----------	----------	----------	----------	----------

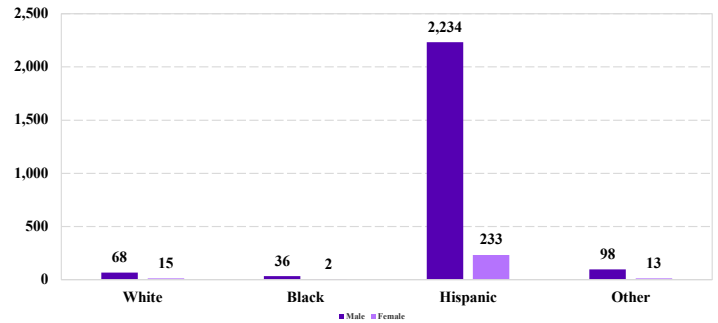
Cases with indeterminable sentence terms are excluded from the calculation of the Mean Sentence or Median Sentence category. Sentences greater than 470 months and probation were included in the sentence average computations as 470 months and zero months, respectively. Cases in the Total Receiving Imprisonment, Total Receiving Probation, and Fine Only categories total 100 percent of all cases. Cases missing information required for a specific analysis were excluded from that analysis. Descriptions of variables used in this analysis are provided in Appendix A.

SOURCE: U.S. Sentencing Commission, 2021 - 2025 Datafiles, USSCFY21 - USSCFY25.

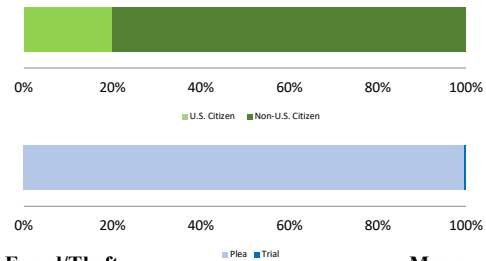
Number of Sentenced Individuals Over Time



Race and Gender



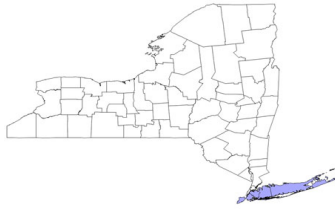
Citizenship, Guilty Pleas, and Trials



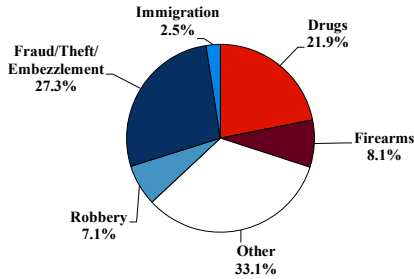
District at a Glance

Eastern District of New York

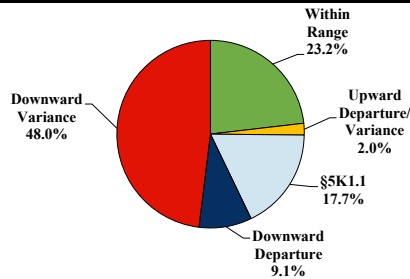
Fiscal Year 2025



Type of Crime



Sentence Imposed Relative to the Guideline Range



SENTENCING INFORMATION BY TYPE OF CRIME

	TOTAL	Immigration	Drug Trafficking	Firearms	Fraud/Theft /Embezzle	Robbery	Child Porn	Money Laundering	All Other
TOTAL	604	15	131	49	165	43	14	31	156
Mean Sentence (months)	61	8	69	45	17	72	66	25	115
Median Sentence (months)	24	3	60	38	3	68	63	13	37

IMPRISONMENT

Total Receiving Imprisonment	509	13	121	44	121	42	14	26	128
Prison Only	495	13	120	42	114	42	14	24	126
Up to 12 Months	128	10	27	2	51	0	2	6	30
13 to 60 Months	187	3	38	27	52	17	5	15	30
61 to 120 Months	95	0	33	12	8	22	6	2	12
Over 120 Months	85	0	22	1	3	3	1	1	54
Prison and Alternatives	14	0	1	2	7	0	0	2	2

PROBATION

Total Receiving Probation	95	2	10	5	44	1	0	5	28
Probation Only	84	2	9	4	39	1	0	3	26
Probation and Alternatives	11	0	1	1	5	0	0	2	2

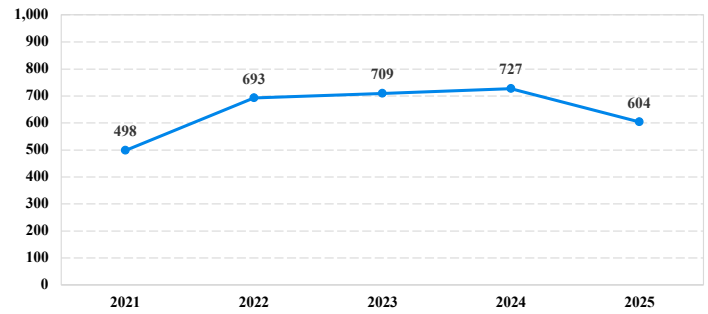
FINE ONLY

FINE ONLY	0	0	0	0	0	0	0	0	0
------------------	----------	----------	----------	----------	----------	----------	----------	----------	----------

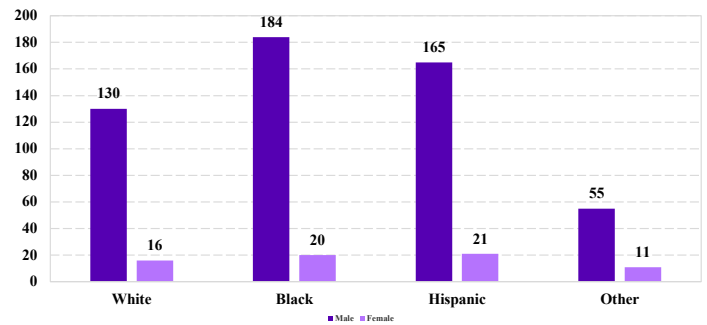
Cases with indeterminable sentence terms are excluded from the calculation of the Mean Sentence or Median Sentence category. Sentences greater than 470 months and probation were included in the sentence average computations as 470 months and zero months, respectively. Cases in the Total Receiving Imprisonment, Total Receiving Probation, and Fine Only categories total 100 percent of all cases. Cases missing information required for a specific analysis were excluded from that analysis. Descriptions of variables used in this analysis are provided in Appendix A.

SOURCE: U.S. Sentencing Commission, 2021 - 2025 Datafiles, USSCFY21 - USSCFY25.

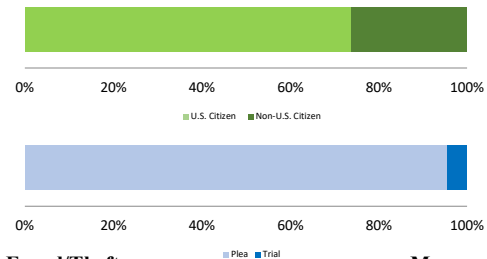
Number of Sentenced Individuals Over Time



Race and Gender



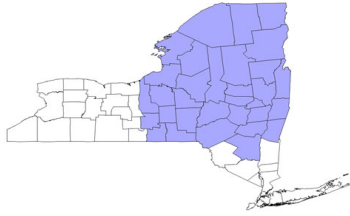
Citizenship, Guilty Pleas, and Trials



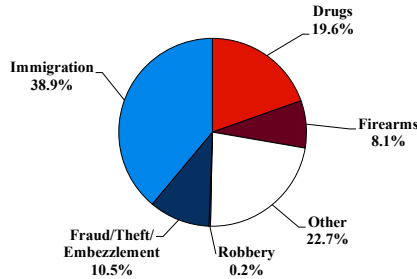
District at a Glance

Northern District of New York

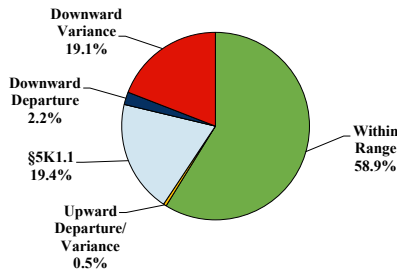
Fiscal Year 2025



Type of Crime



Sentence Imposed Relative to the Guideline Range



SENTENCING INFORMATION BY TYPE OF CRIME

	TOTAL	Immigration	Drug Trafficking	Firearms	Fraud/Theft /Embezzle	Robbery	Child Porn	Money Laundering	All Other
Total	419	163	82	34	44	1	27	15	53
Mean Sentence (months)	47	6	82	34	18	--	163	92	82
Median Sentence (months)	15	0	70	24	12	--	151	87	10

IMPRISONMENT

Total Receiving Imprisonment	383	160	81	31	36	1	27	15	32
Prison Only	380	159	80	31	36	1	27	15	31
Up to 12 Months	154	126	6	3	12	0	0	1	6
13 to 60 Months	120	33	27	21	23	0	2	5	9
61 to 120 Months	57	0	32	7	1	1	9	5	2
Over 120 Months	49	0	15	0	0	0	16	4	14
Prison and Alternatives	3	1	1	0	0	0	0	0	1

PROBATION

Total Receiving Probation	36	3	1	3	8	0	0	0	21
Probation Only	32	2	1	2	6	0	0	0	21
Probation and Alternatives	4	1	0	1	2	0	0	0	0

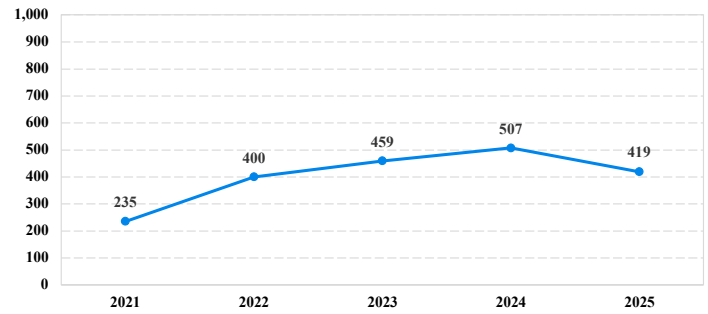
FINE ONLY

Total	0	0	0	0	0	0	0	0	0
--------------	----------	----------	----------	----------	----------	----------	----------	----------	----------

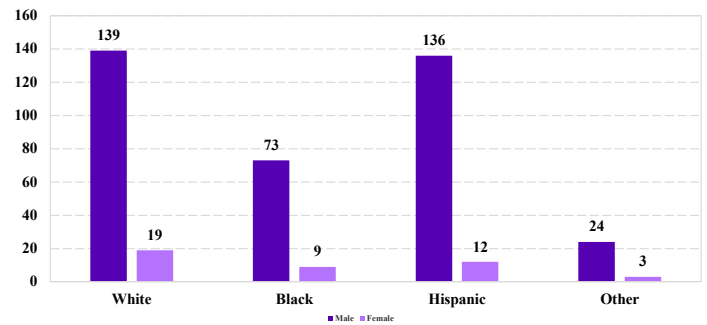
Cases with indeterminable sentence terms are excluded from the calculation of the Mean Sentence or Median Sentence category. Sentences greater than 470 months and probation were included in the sentence average computations as 470 months and zero months, respectively. Cases in the Total Receiving Imprisonment, Total Receiving Probation, and Fine Only categories total 100 percent of all cases. Cases missing information required for a specific analysis were excluded from that analysis. Descriptions of variables used in this analysis are provided in Appendix A.

SOURCE: U.S. Sentencing Commission, 2021 - 2025 Datafiles, USSCFY21 - USSCFY25.

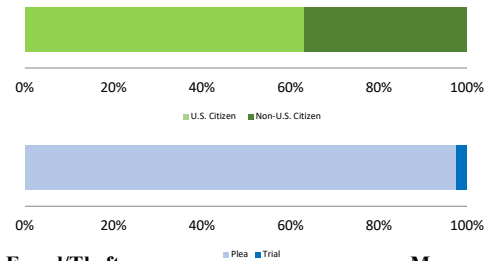
Number of Sentenced Individuals Over Time



Race and Gender



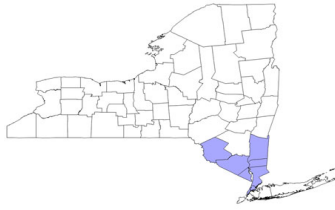
Citizenship, Guilty Pleas, and Trials



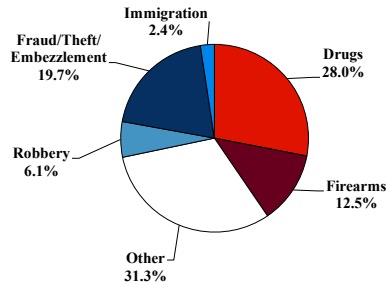
District at a Glance

Southern District of New York

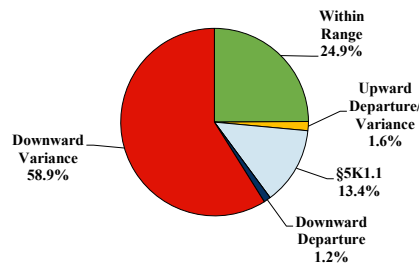
Fiscal Year 2025



Type of Crime



Sentence Imposed Relative to the Guideline Range



SENTENCING INFORMATION BY TYPE OF CRIME

	TOTAL	Immigration	Drug Trafficking	Firearms	Fraud/Theft /Embezzle	Robbery	Child Porn	Money Laundering	All Other
Total	899	22	248	112	177	55	6	61	218
Mean Sentence (months)	61	17	90	45	31	70	93	36	70
Median Sentence (months)	36	8	60	41	18	49	50	12	24

IMPRISONMENT

Total Receiving Imprisonment	843	20	244	107	155	55	6	55	201
Prison Only	806	20	240	104	145	53	6	52	186
Up to 12 Months	182	12	34	12	43	7	2	23	49
13 to 60 Months	343	5	83	65	75	26	2	18	69
61 to 120 Months	150	3	61	25	20	11	1	5	24
Over 120 Months	131	0	62	2	7	9	1	6	44
Prison and Alternatives	37	0	4	3	10	2	0	3	15

PROBATION

Total Receiving Probation	54	2	4	5	21	0	0	6	16
Probation Only	36	1	1	4	13	0	0	6	11
Probation and Alternatives	18	1	3	1	8	0	0	0	5

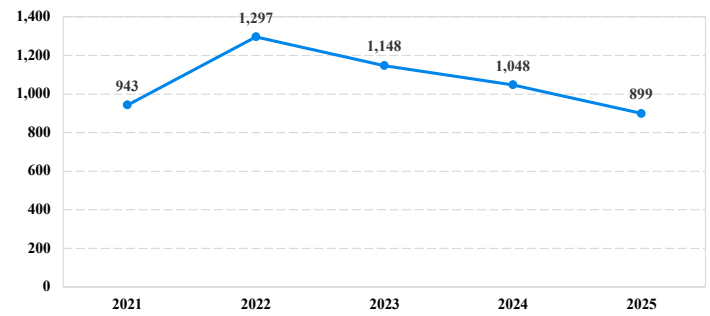
FINE ONLY

Total	2	0	0	0	1	0	0	0	1
--------------	----------	----------	----------	----------	----------	----------	----------	----------	----------

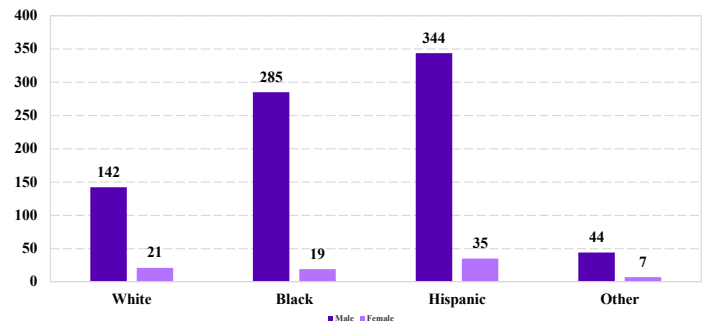
Cases with indeterminable sentence terms are excluded from the calculation of the Mean Sentence or Median Sentence category. Sentences greater than 470 months and probation were included in the sentence average computations as 470 months and zero months, respectively. Cases in the Total Receiving Imprisonment, Total Receiving Probation, and Fine Only categories total 100 percent of all cases. Cases missing information required for a specific analysis were excluded from that analysis. Descriptions of variables used in this analysis are provided in Appendix A.

SOURCE: U.S. Sentencing Commission, 2021 - 2025 Datafiles, USSCFY21 - USSCFY25.

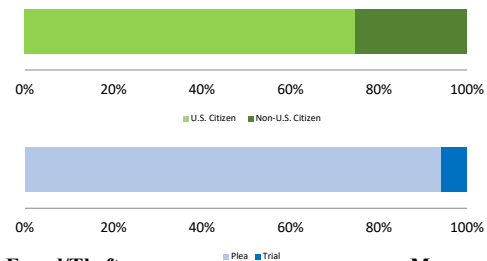
Number of Sentenced Individuals Over Time



Race and Gender



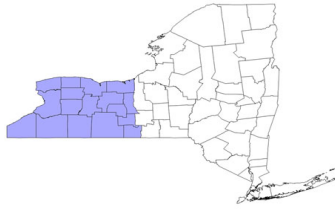
Citizenship, Guilty Pleas, and Trials



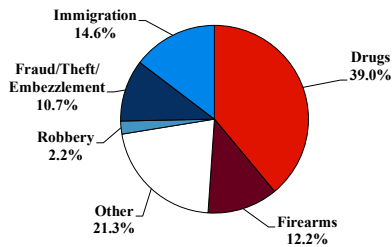
District at a Glance

Western District of New York

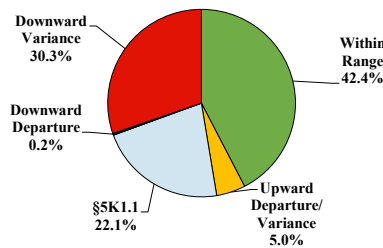
Fiscal Year 2025



Type of Crime



Sentence Imposed Relative to the Guideline Range



SENTENCING INFORMATION BY TYPE OF CRIME

	TOTAL	Immigration	Drug Trafficking	Firearms	Fraud/Theft /Embezzle	Robbery	Child Porn	Money Laundering	All Other
Total	403	59	156	49	43	9	26	2	59
Mean Sentence (months)	55	3	64	45	12	65	98	--	100
Median Sentence (months)	36	2	59	46	6	72	104	--	37

IMPRISONMENT

Total Receiving Imprisonment	371	58	152	47	30	8	26	2	48
Prison Only	367	58	149	47	29	8	26	2	48
Up to 12 Months	106	56	20	6	13	1	0	0	10
13 to 60 Months	129	2	60	27	15	1	9	1	14
61 to 120 Months	86	0	45	13	1	5	13	1	8
Over 120 Months	46	0	24	1	0	1	4	0	16
Prison and Alternatives	4	0	3	0	1	0	0	0	0

PROBATION

Total Receiving Probation	32	1	4	2	13	1	0	0	11
Probation Only	23	0	2	1	10	0	0	0	10
Probation and Alternatives	9	1	2	1	3	1	0	0	1

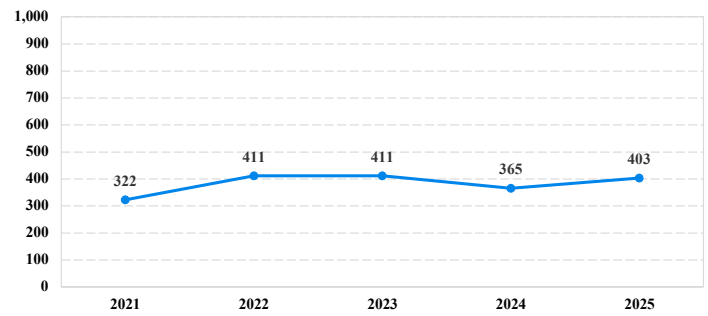
FINE ONLY

Total	0	0	0	0	0	0	0	0	0
--------------	----------	----------	----------	----------	----------	----------	----------	----------	----------

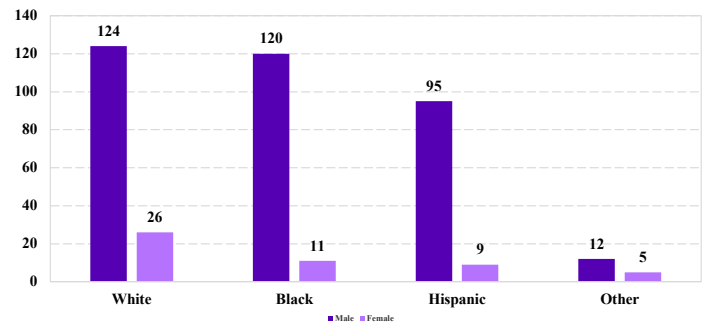
Cases with indeterminable sentence terms are excluded from the calculation of the Mean Sentence or Median Sentence category. Sentences greater than 470 months and probation were included in the sentence average computations as 470 months and zero months, respectively. Cases in the Total Receiving Imprisonment, Total Receiving Probation, and Fine Only categories total 100 percent of all cases. Cases missing information required for a specific analysis were excluded from that analysis. Descriptions of variables used in this analysis are provided in Appendix A.

SOURCE: U.S. Sentencing Commission, 2021 - 2025 Datafiles, USSCFY21 - USSCFY25.

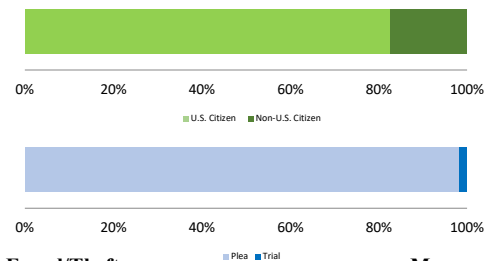
Number of Sentenced Individuals Over Time



Race and Gender



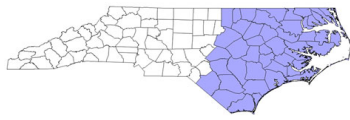
Citizenship, Guilty Pleas, and Trials



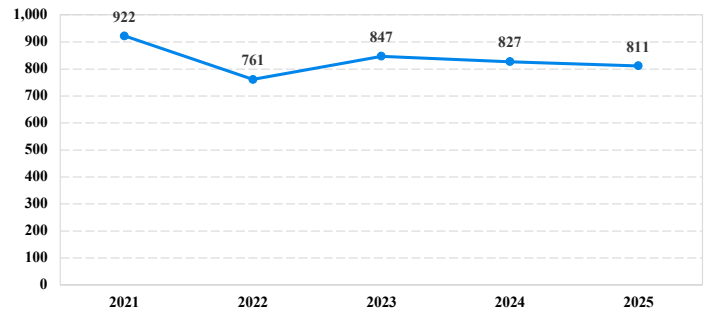
District at a Glance

Eastern District of North Carolina

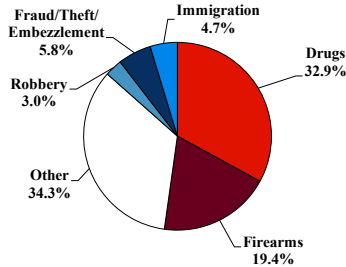
Fiscal Year 2025



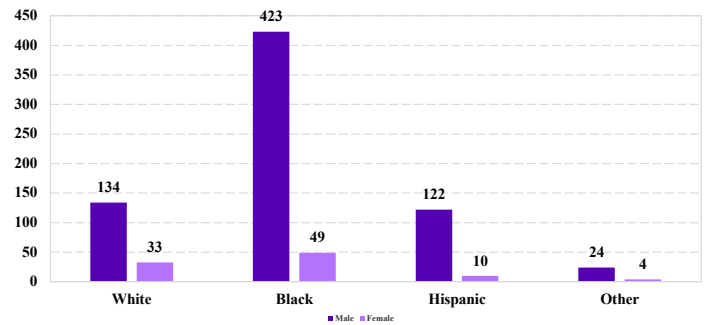
Number of Sentenced Individuals Over Time



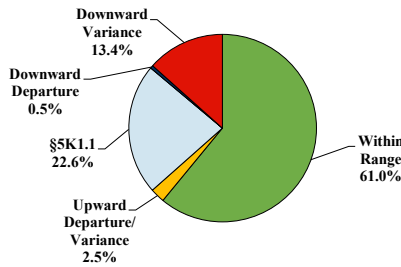
Type of Crime



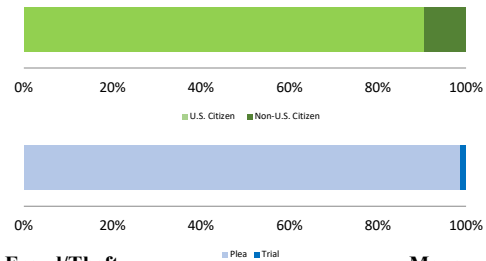
Race and Gender



Sentence Imposed Relative to the Guideline Range



Citizenship, Guilty Pleas, and Trials



SENTENCING INFORMATION BY TYPE OF CRIME

	TOTAL	Immigration	Drug Trafficking	Firearms	Fraud/Theft /Embezzle	Robbery	Child Porn	Money Laundering	All Other
Total	811	38	262	157	47	24	12	10	261
Mean Sentence (months)	64	12	114	60	24	123	162	76	20
Median Sentence (months)	41	6	102	52	15	105	148	77	0

IMPRISONMENT

Total Receiving Imprisonment	595	37	260	153	34	24	12	10	65
Prison Only	585	37	258	151	30	24	12	9	64
Up to 12 Months	61	25	5	6	6	0	0	0	19
13 to 60 Months	203	11	57	86	18	7	0	3	21
61 to 120 Months	183	1	108	45	6	8	3	4	8
Over 120 Months	138	0	88	14	0	9	9	2	16
Prison and Alternatives	10	0	2	2	4	0	0	1	1

PROBATION

Total Receiving Probation	213	1	2	3	13	0	0	0	194
Probation Only	197	0	1	2	10	0	0	0	184
Probation and Alternatives	16	1	1	1	3	0	0	0	10

FINE ONLY

Total	3	0	0	1	0	0	0	0	2
--------------	----------	----------	----------	----------	----------	----------	----------	----------	----------

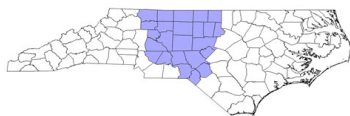
Cases with indeterminable sentence terms are excluded from the calculation of the Mean Sentence or Median Sentence category. Sentences greater than 470 months and probation were included in the sentence average computations as 470 months and zero months, respectively. Cases in the Total Receiving Imprisonment, Total Receiving Probation, and Fine Only categories total 100 percent of all cases. Cases missing information required for a specific analysis were excluded from that analysis. Descriptions of variables used in this analysis are provided in Appendix A.

SOURCE: U.S. Sentencing Commission, 2021 - 2025 Datafiles, USSCFY21 - USSCFY25.

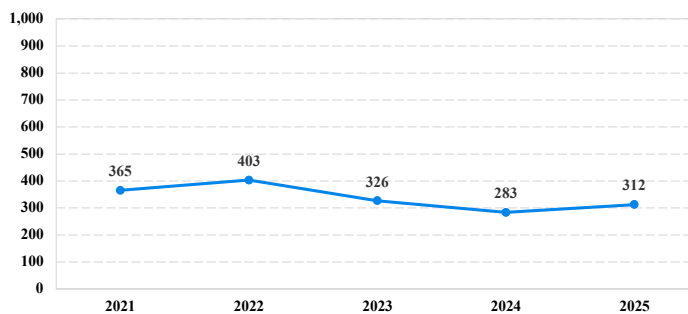
District at a Glance

Middle District of North Carolina

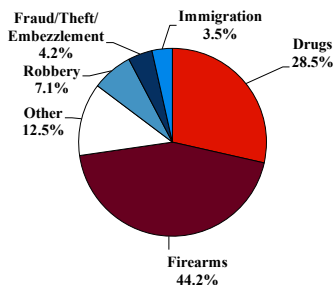
Fiscal Year 2025



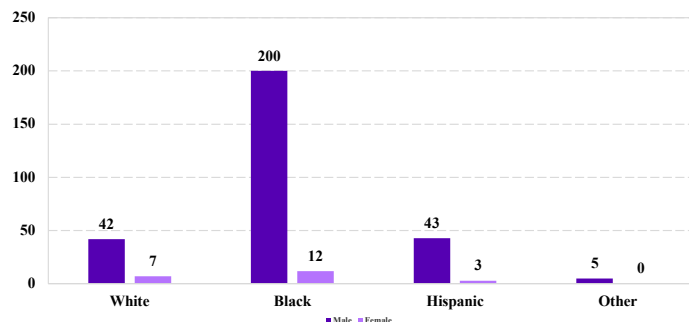
Number of Sentenced Individuals Over Time



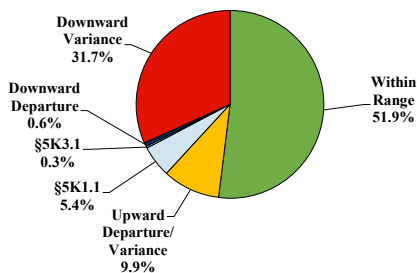
Type of Crime



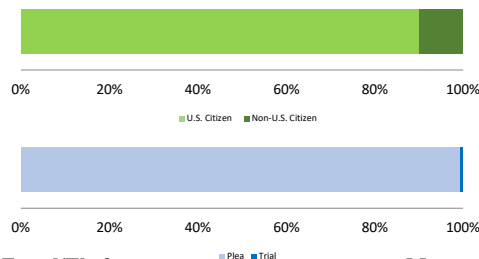
Race and Gender



Sentence Imposed Relative to the Guideline Range



Citizenship, Guilty Pleas, and Trials



SENTENCING INFORMATION BY TYPE OF CRIME

	TOTAL	Immigration	Drug Trafficking	Firearms	Fraud/Theft/Embezzle	Robbery	Child Porn	Money Laundering	All Other
Total	312	11	89	138	13	22	9	6	24
Mean Sentence (months)	86	23	98	64	25	118	128	196	160
Median Sentence (months)	70	12	90	57	13	98	120	219	120

IMPRISONMENT

Total Receiving Imprisonment	290	11	84	129	8	22	9	6	21
Prison Only	288	11	83	128	8	22	9	6	21
Up to 12 Months	11	4	3	3	0	0	0	0	1
13 to 60 Months	112	6	21	70	6	4	1	1	3
61 to 120 Months	95	1	30	43	2	8	4	1	6
Over 120 Months	70	0	29	12	0	10	4	4	11
Prison and Alternatives	2	0	1	1	0	0	0	0	0

PROBATION

Total Receiving Probation	22	0	5	9	5	0	0	0	3
Probation Only	18	0	4	7	5	0	0	0	2
Probation and Alternatives	4	0	1	2	0	0	0	0	1

FINE ONLY

Total	0	0	0	0	0	0	0	0	0
--------------	----------	----------	----------	----------	----------	----------	----------	----------	----------

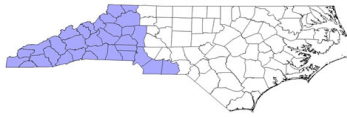
Cases with indeterminable sentence terms are excluded from the calculation of the Mean Sentence or Median Sentence category. Sentences greater than 470 months and probation were included in the sentence average computations as 470 months and zero months, respectively. Cases in the Total Receiving Imprisonment, Total Receiving Probation, and Fine Only categories total 100 percent of all cases. Cases missing information required for a specific analysis were excluded from that analysis. Descriptions of variables used in this analysis are provided in Appendix A.

SOURCE: U.S. Sentencing Commission, 2021 - 2025 Datafiles, USSCFY21 - USSCFY25.

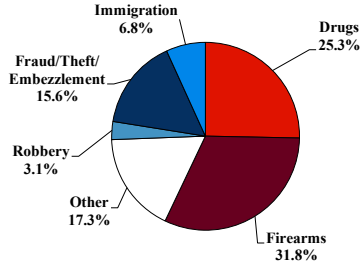
District at a Glance

Western District of North Carolina

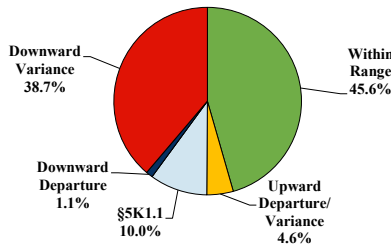
Fiscal Year 2025



Type of Crime



Sentence Imposed Relative to the Guideline Range



SENTENCING INFORMATION BY TYPE OF CRIME

	TOTAL	Immigration	Drug Trafficking	Firearms	Fraud/Theft /Embezzle	Robbery	Child Porn	Money Laundering	All Other
Total	352	24	88	112	55	11	17	6	39
Mean Sentence (months)	80	7	120	53	35	145	124	75	143
Median Sentence (months)	59	4	120	48	27	139	120	26	84

IMPRISONMENT

Total Receiving Imprisonment	337	24	88	110	46	11	17	6	35
Prison Only	332	24	87	109	46	11	16	5	34
Up to 12 Months	34	21	3	4	2	0	0	0	4
13 to 60 Months	141	3	17	69	36	0	2	3	11
61 to 120 Months	88	0	32	32	7	3	9	0	5
Over 120 Months	69	0	35	4	1	8	5	2	14
Prison and Alternatives	5	0	1	1	0	0	1	1	1

PROBATION

Total Receiving Probation	15	0	0	2	9	0	0	0	4
Probation Only	12	0	0	2	6	0	0	0	4
Probation and Alternatives	3	0	0	0	3	0	0	0	0

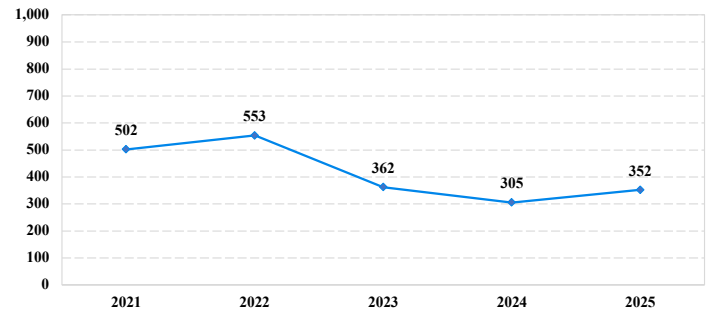
FINE ONLY

Total	0	0	0	0	0	0	0	0	0
--------------	----------	----------	----------	----------	----------	----------	----------	----------	----------

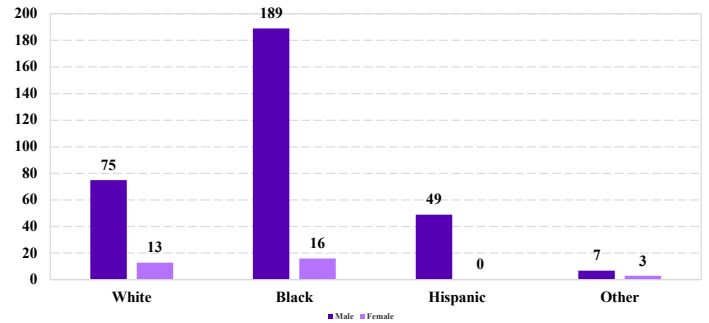
Cases with indeterminable sentence terms are excluded from the calculation of the Mean Sentence or Median Sentence category. Sentences greater than 470 months and probation were included in the sentence average computations as 470 months and zero months, respectively. Cases in the Total Receiving Imprisonment, Total Receiving Probation, and Fine Only categories total 100 percent of all cases. Cases missing information required for a specific analysis were excluded from that analysis. Descriptions of variables used in this analysis are provided in Appendix A.

SOURCE: U.S. Sentencing Commission, 2021 - 2025 Datafiles, USSCFY21 - USSCFY25.

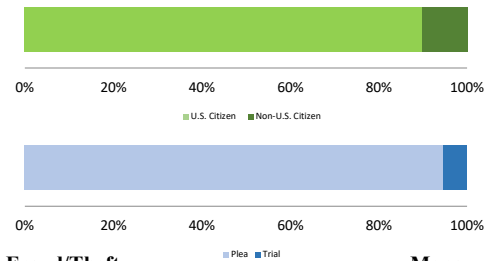
Number of Sentenced Individuals Over Time



Race and Gender



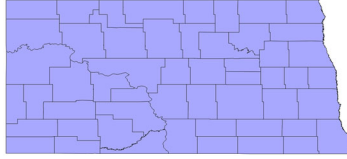
Citizenship, Guilty Pleas, and Trials



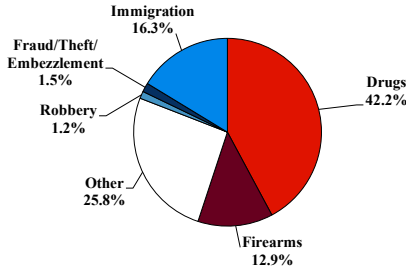
District at a Glance

District of North Dakota

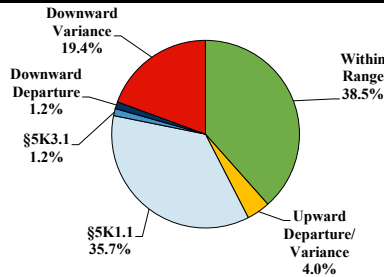
Fiscal Year 2025



Type of Crime



Sentence Imposed Relative to the Guideline Range



SENTENCING INFORMATION BY TYPE OF CRIME

	TOTAL	Immigration	Drug Trafficking	Firearms	Fraud/Theft /Embezzle	Robbery	Child Porn	Money Laundering	All Other
Total	325	53	136	42	5	4	7	8	70
Mean Sentence (months)	60	3	63	40	70	74	216	179	77
Median Sentence (months)	28	2	44	40	21	77	175	148	30

IMPRISONMENT

Total Receiving Imprisonment	321	52	136	41	5	4	7	8	68
Prison Only	311	52	130	40	5	4	7	8	65
Up to 12 Months	112	48	37	9	2	0	0	0	16
13 to 60 Months	101	4	39	23	2	1	1	2	29
61 to 120 Months	54	0	34	7	0	3	2	1	7
Over 120 Months	44	0	20	1	1	0	4	5	13
Prison and Alternatives	10	0	6	1	0	0	0	0	3

PROBATION

Total Receiving Probation	4	1	0	1	0	0	0	0	2
Probation Only	3	1	0	1	0	0	0	0	1
Probation and Alternatives	1	0	0	0	0	0	0	0	1

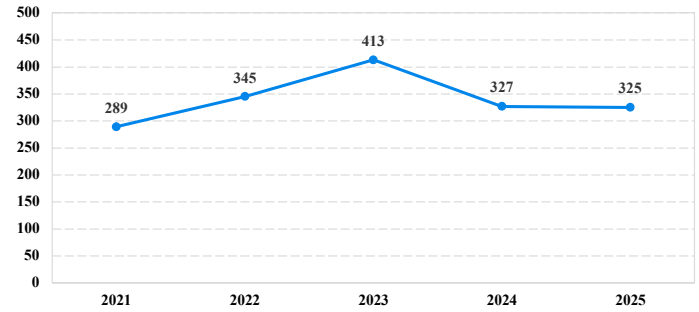
FINE ONLY

Total	0	0	0	0	0	0	0	0	0
--------------	----------	----------	----------	----------	----------	----------	----------	----------	----------

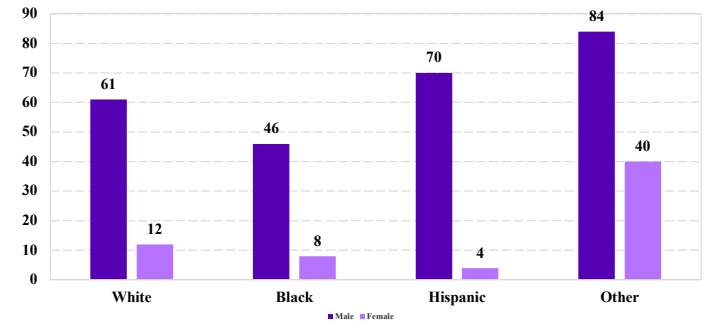
Cases with indeterminable sentence terms are excluded from the calculation of the Mean Sentence or Median Sentence category. Sentences greater than 470 months and probation were included in the sentence average computations as 470 months and zero months, respectively. Cases in the Total Receiving Imprisonment, Total Receiving Probation, and Fine Only categories total 100 percent of all cases. Cases missing information required for a specific analysis were excluded from that analysis. Descriptions of variables used in this analysis are provided in Appendix A.

SOURCE: U.S. Sentencing Commission, 2021 - 2025 Datafiles, USSCFY21 - USSCFY25.

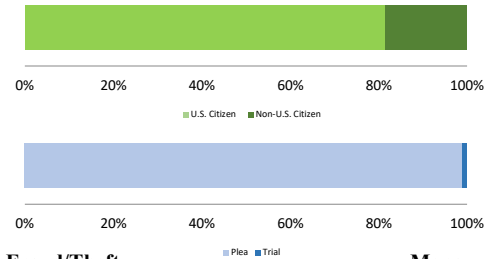
Number of Sentenced Individuals Over Time



Race and Gender



Citizenship, Guilty Pleas, and Trials



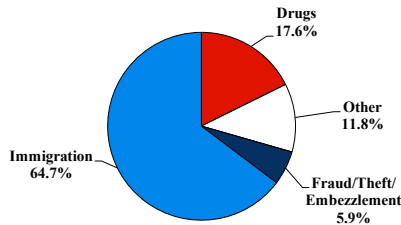
District at a Glance

Northern Mariana Islands

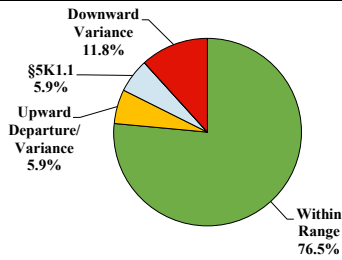
Fiscal Year 2025



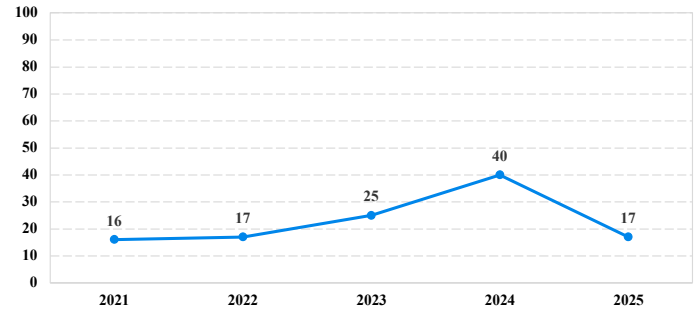
Type of Crime



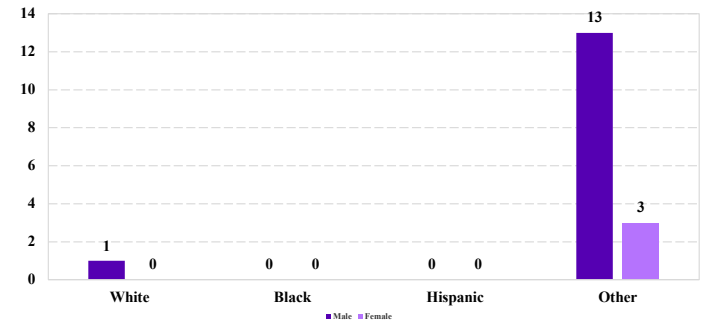
Sentence Imposed Relative to the Guideline Range



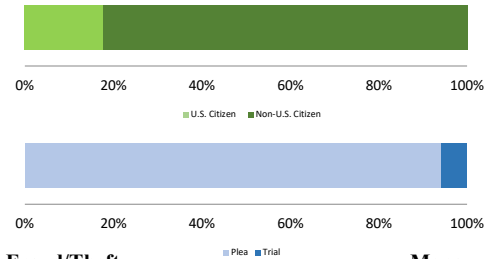
Number of Sentenced Individuals Over Time



Race and Gender



Citizenship, Guilty Pleas, and Trials



SENTENCING INFORMATION BY TYPE OF CRIME

	TOTAL	Immigration	Drug Trafficking	Firearms	Fraud/Theft /Embezzle	Robbery	Child Porn	Money Laundering	All Other
	17	11	3	0	1	0	0	0	2
Mean Sentence (months)	36	2	137	--	--	--	--	--	--
Median Sentence (months)	2	1	56	--	--	--	--	--	--

IMPRISONMENT

Total Receiving Imprisonment	16	10	3	0	1	0	0	0	2
Prison Only	16	10	3	0	1	0	0	0	2
Up to 12 Months	11	10	0	0	0	0	0	0	1
13 to 60 Months	3	0	2	0	1	0	0	0	0
61 to 120 Months	0	0	0	0	0	0	0	0	0
Over 120 Months	2	0	1	0	0	0	0	0	1
Prison and Alternatives	0	0	0	0	0	0	0	0	0

PROBATION

Total Receiving Probation	1	1	0	0	0	0	0	0	0
Probation Only	1	1	0	0	0	0	0	0	0
Probation and Alternatives	0	0	0	0	0	0	0	0	0

FINE ONLY

FINE ONLY	0	0	0	0	0	0	0	0	0
------------------	----------	----------	----------	----------	----------	----------	----------	----------	----------

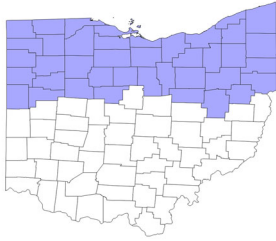
Cases with indeterminable sentence terms are excluded from the calculation of the Mean Sentence or Median Sentence category. Sentences greater than 470 months and probation were included in the sentence average computations as 470 months and zero months, respectively. Cases in the Total Receiving Imprisonment, Total Receiving Probation, and Fine Only categories total 100 percent of all cases. Cases missing information required for a specific analysis were excluded from that analysis. Descriptions of variables used in this analysis are provided in Appendix A.

SOURCE: U.S. Sentencing Commission, 2021 - 2025 Datafiles, USSCFY21 - USSCFY25.

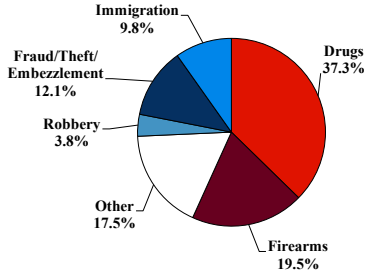
District at a Glance

Northern District of Ohio

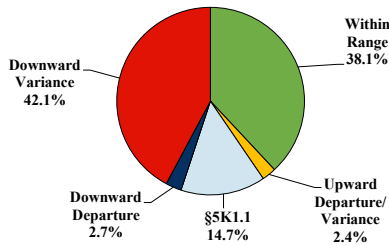
Fiscal Year 2025



Type of Crime



Sentence Imposed Relative to the Guideline Range



SENTENCING INFORMATION BY TYPE OF CRIME

	TOTAL	Immigration	Drug Trafficking	Firearms	Fraud/Theft /Embezzle	Robbery	Child Porn	Money Laundering	All Other
Total	662	65	247	129	80	25	36	24	56
Mean Sentence (months)	69	7	92	47	24	117	130	56	100
Median Sentence (months)	42	4	72	42	12	120	120	41	23

IMPRISONMENT

Total Receiving Imprisonment	597	65	225	117	60	24	36	22	48
Prison Only	574	65	218	110	57	23	36	21	44
Up to 12 Months	86	51	5	6	16	0	1	1	6
13 to 60 Months	239	14	75	72	33	7	4	14	20
61 to 120 Months	137	0	76	26	7	7	14	4	3
Over 120 Months	112	0	62	6	1	9	17	2	15
Prison and Alternatives	23	0	7	7	3	1	0	1	4

PROBATION

Total Receiving Probation	64	0	22	12	20	1	0	2	7
Probation Only	47	0	18	9	13	1	0	2	4
Probation and Alternatives	17	0	4	3	7	0	0	0	3

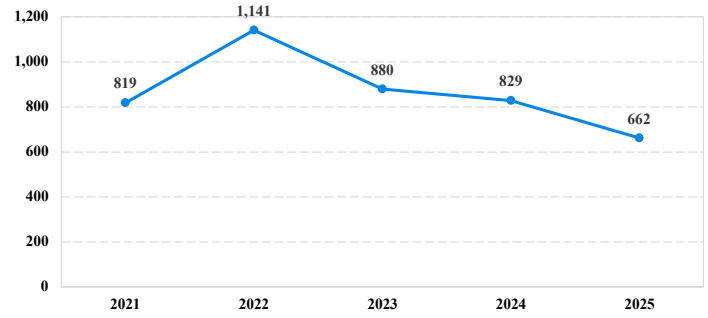
FINE ONLY

Total	1	0	0	0	0	0	0	0	1
--------------	----------	----------	----------	----------	----------	----------	----------	----------	----------

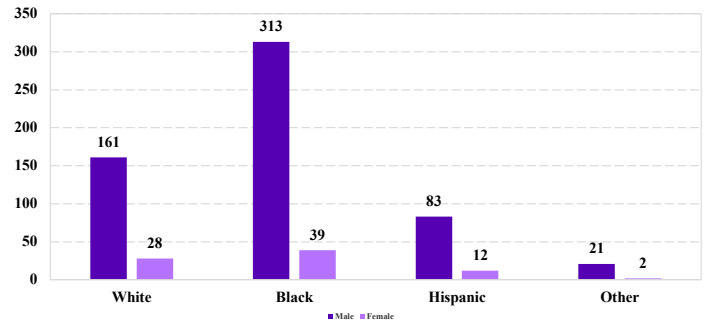
Cases with indeterminable sentence terms are excluded from the calculation of the Mean Sentence or Median Sentence category. Sentences greater than 470 months and probation were included in the sentence average computations as 470 months and zero months, respectively. Cases in the Total Receiving Imprisonment, Total Receiving Probation, and Fine Only categories total 100 percent of all cases. Cases missing information required for a specific analysis were excluded from that analysis. Descriptions of variables used in this analysis are provided in Appendix A.

SOURCE: U.S. Sentencing Commission, 2021 - 2025 Datafiles, USSCFY21 - USSCFY25.

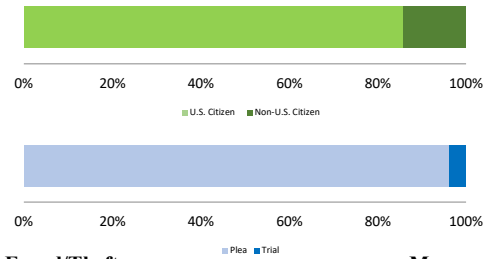
Number of Sentenced Individuals Over Time



Race and Gender



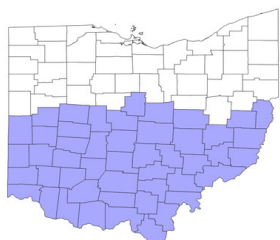
Citizenship, Guilty Pleas, and Trials



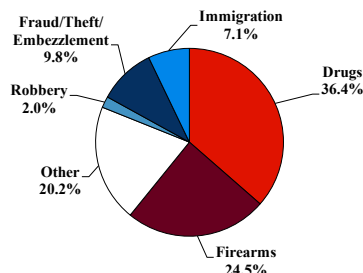
District at a Glance

Southern District of Ohio

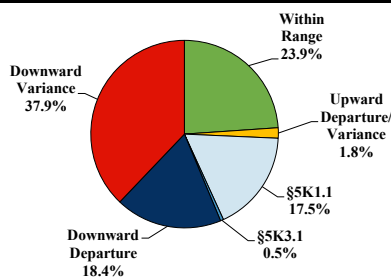
Fiscal Year 2025



Type of Crime



Sentence Imposed Relative to the Guideline Range



SENTENCING INFORMATION BY TYPE OF CRIME

	TOTAL	Immigration	Drug Trafficking	Firearms	Fraud/Theft /Embezzle	Robbery	Child Porn	Money Laundering	All Other
Total	560	40	203	137	55	11	36	14	64
Mean Sentence (months)	64	8	80	25	19	113	136	83	123
Median Sentence (months)	36	6	75	24	12	63	104	46	50

IMPRISONMENT

Total Receiving Imprisonment	509	40	199	114	38	10	36	13	59
Prison Only	496	40	193	112	35	10	36	12	58
Up to 12 Months	105	30	24	25	9	0	1	1	15
13 to 60 Months	196	10	55	78	21	3	7	6	16
61 to 120 Months	118	0	78	9	5	3	14	3	6
Over 120 Months	77	0	36	0	0	4	14	2	21
Prison and Alternatives	13	0	6	2	3	0	0	1	1

PROBATION

Total Receiving Probation	51	0	4	23	17	1	0	1	5
Probation Only	40	0	4	18	11	1	0	1	5
Probation and Alternatives	11	0	0	5	6	0	0	0	0

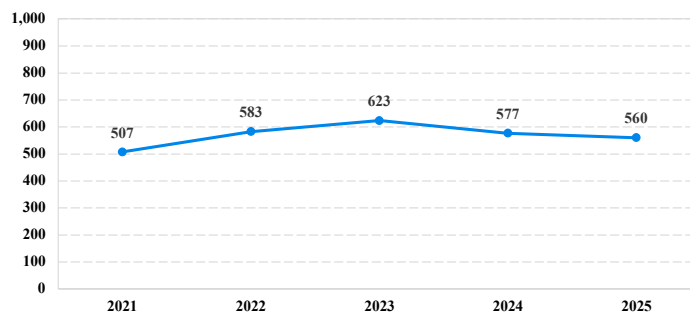
FINE ONLY

Total	0	0	0	0	0	0	0	0	0
--------------	----------	----------	----------	----------	----------	----------	----------	----------	----------

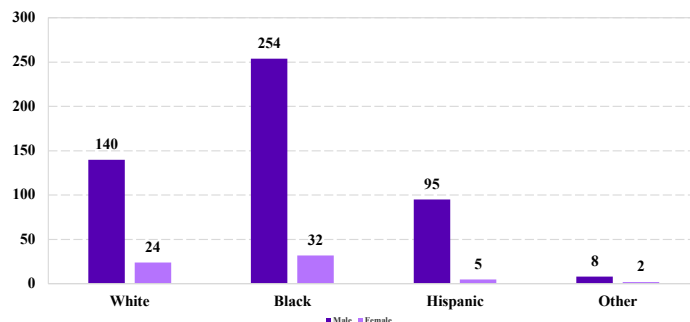
Cases with indeterminable sentence terms are excluded from the calculation of the Mean Sentence or Median Sentence category. Sentences greater than 470 months and probation were included in the sentence average computations as 470 months and zero months, respectively. Cases in the Total Receiving Imprisonment, Total Receiving Probation, and Fine Only categories total 100 percent of all cases. Cases missing information required for a specific analysis were excluded from that analysis. Descriptions of variables used in this analysis are provided in Appendix A.

SOURCE: U.S. Sentencing Commission, 2021 - 2025 Datafiles, USSCFY21 - USSCFY25.

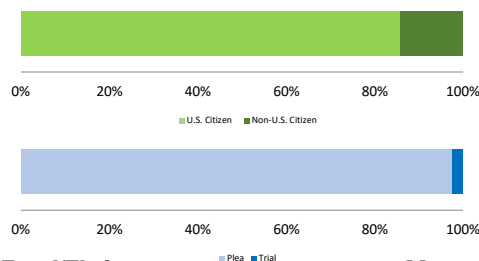
Number of Sentenced Individuals Over Time



Race and Gender



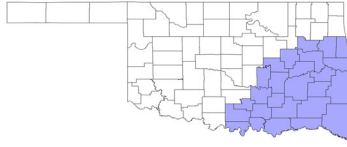
Citizenship, Guilty Pleas, and Trials



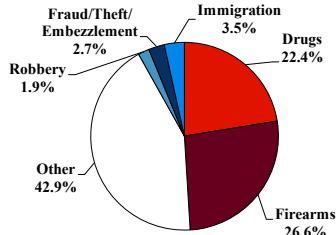
District at a Glance

Eastern District of Oklahoma

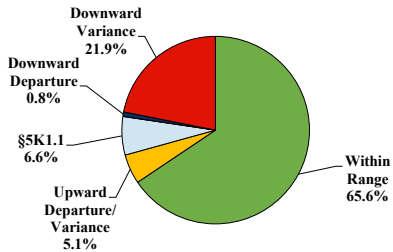
Fiscal Year 2025



Type of Crime



Sentence Imposed Relative to the Guideline Range



SENTENCING INFORMATION BY TYPE OF CRIME

	TOTAL	Immigration	Drug Trafficking	Firearms	Fraud/Theft /Embezzle	Robbery	Child Porn	Money Laundering	All Other
TOTAL	259	9	58	69	7	5	11	1	99
Mean Sentence (months)	103	16	112	38	22	75	112	--	158
Median Sentence (months)	57	8	75	30	27	77	84	--	87

IMPRISONMENT

Total Receiving Imprisonment	247	9	58	60	6	5	11	1	97
Prison Only	247	9	58	60	6	5	11	1	97
Up to 12 Months	21	7	3	4	1	1	0	0	5
13 to 60 Months	105	1	17	42	5	1	3	1	35
61 to 120 Months	54	1	17	13	0	2	5	0	16
Over 120 Months	67	0	21	1	0	1	3	0	41
Prison and Alternatives	0	0	0	0	0	0	0	0	0

PROBATION

Total Receiving Probation	12	0	0	9	1	0	0	0	2
Probation Only	7	0	0	6	0	0	0	0	1
Probation and Alternatives	5	0	0	3	1	0	0	0	1

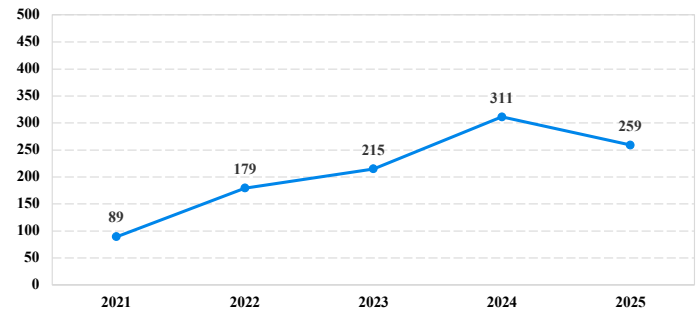
FINE ONLY

FINE ONLY	0	0	0	0	0	0	0	0	0
------------------	----------	----------	----------	----------	----------	----------	----------	----------	----------

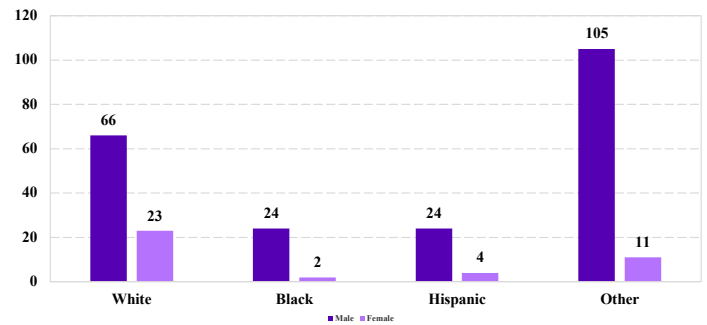
Cases with indeterminable sentence terms are excluded from the calculation of the Mean Sentence or Median Sentence category. Sentences greater than 470 months and probation were included in the sentence average computations as 470 months and zero months, respectively. Cases in the Total Receiving Imprisonment, Total Receiving Probation, and Fine Only categories total 100 percent of all cases. Cases missing information required for a specific analysis were excluded from that analysis. Descriptions of variables used in this analysis are provided in Appendix A.

SOURCE: U.S. Sentencing Commission, 2021 - 2025 Datafiles, USSCFY21 - USSCFY25.

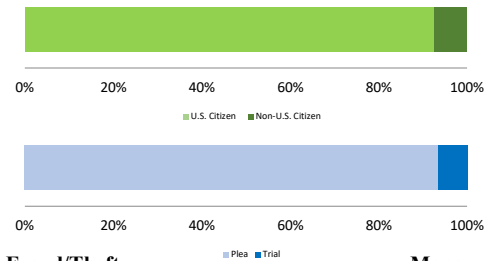
Number of Sentenced Individuals Over Time



Race and Gender



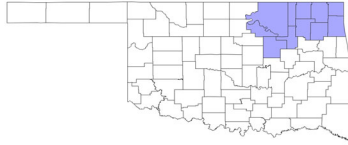
Citizenship, Guilty Pleas, and Trials



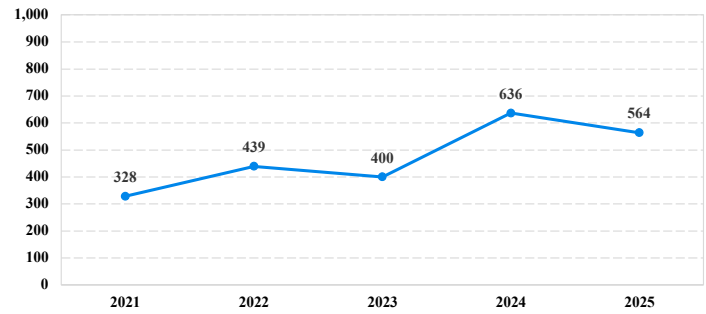
District at a Glance

Northern District of Oklahoma

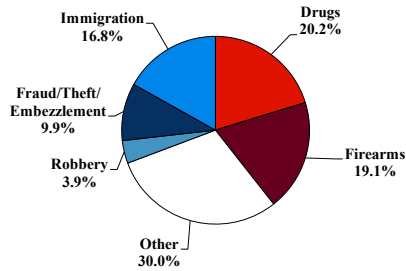
Fiscal Year 2025



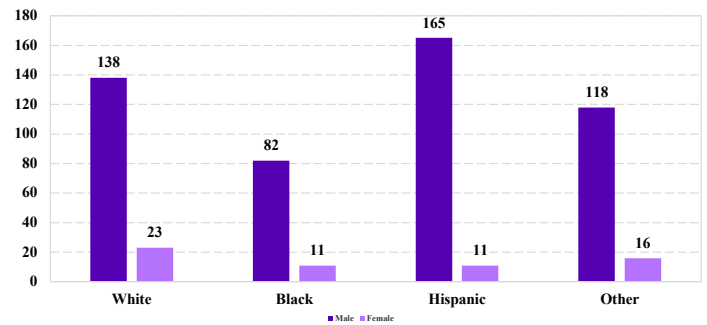
Number of Sentenced Individuals Over Time



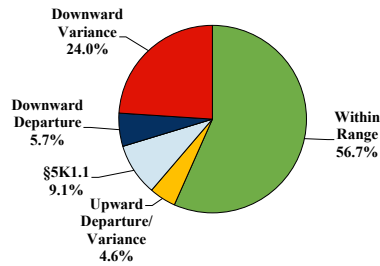
Type of Crime



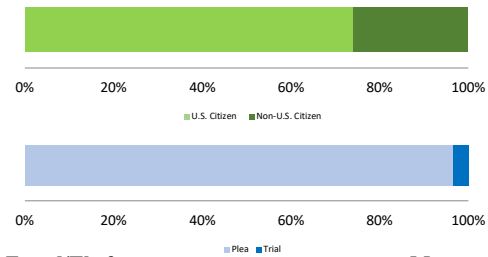
Race and Gender



Sentence Imposed Relative to the Guideline Range



Citizenship, Guilty Pleas, and Trials



SENTENCING INFORMATION BY TYPE OF CRIME

	TOTAL	Immigration	Drug Trafficking	Firearms	Fraud/Theft /Embezzle	Robbery	Child Porn	Money Laundering	All Other
	564	95	114	108	56	22	23	4	142
Mean Sentence (months)	61	12	77	42	12	83	125	28	100
Median Sentence (months)	30	8	60	30	6	70	108	21	51

IMPRISONMENT

	TOTAL	Immigration	Drug Trafficking	Firearms	Fraud/Theft /Embezzle	Robbery	Child Porn	Money Laundering	All Other
Total Receiving Imprisonment	504	94	107	100	30	21	23	4	125
Prison Only	492	93	103	99	29	20	22	4	122
Up to 12 Months	94	58	5	7	10	0	0	0	14
13 to 60 Months	233	34	48	73	16	7	2	4	49
61 to 120 Months	87	1	29	15	3	8	12	0	19
Over 120 Months	78	0	21	4	0	5	8	0	40
Prison and Alternatives	12	1	4	1	1	1	1	0	3

PROBATION

	TOTAL	Immigration	Drug Trafficking	Firearms	Fraud/Theft /Embezzle	Robbery	Child Porn	Money Laundering	All Other
Total Receiving Probation	57	0	7	7	25	1	0	0	17
Probation Only	39	0	2	5	20	1	0	0	11
Probation and Alternatives	18	0	5	2	5	0	0	0	6

FINE ONLY

	3	1	0	1	1	0	0	0	0
--	----------	----------	----------	----------	----------	----------	----------	----------	----------

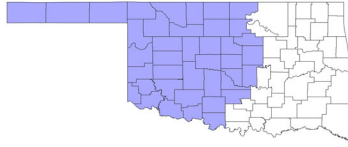
Cases with indeterminable sentence terms are excluded from the calculation of the Mean Sentence or Median Sentence category. Sentences greater than 470 months and probation were included in the sentence average computations as 470 months and zero months, respectively. Cases in the Total Receiving Imprisonment, Total Receiving Probation, and Fine Only categories total 100 percent of all cases. Cases missing information required for a specific analysis were excluded from that analysis. Descriptions of variables used in this analysis are provided in Appendix A.

SOURCE: U.S. Sentencing Commission, 2021 - 2025 Datafiles, USSCFY21 - USSCFY25.

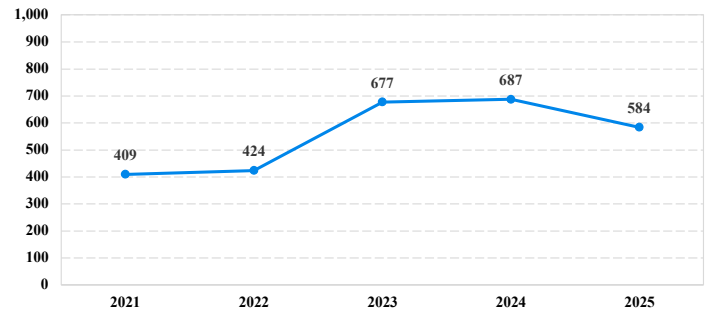
District at a Glance

Western District of Oklahoma

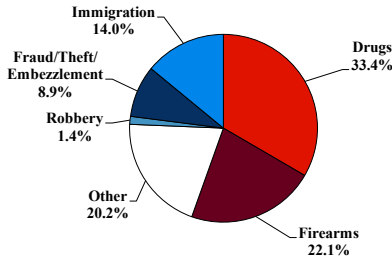
Fiscal Year 2025



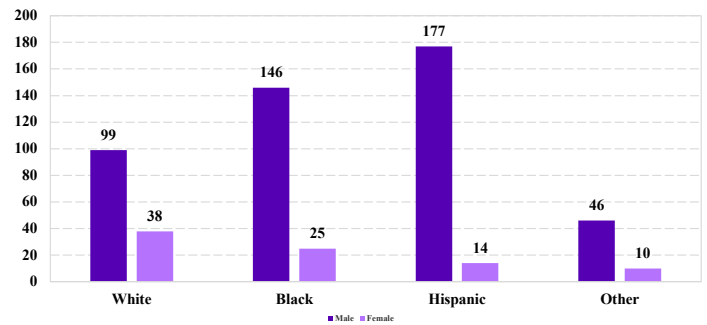
Number of Sentenced Individuals Over Time



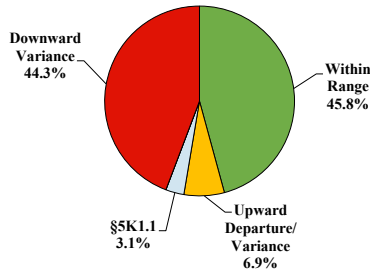
Type of Crime



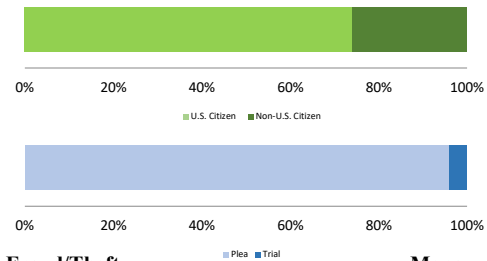
Race and Gender



Sentence Imposed Relative to the Guideline Range



Citizenship, Guilty Pleas, and Trials



SENTENCING INFORMATION BY TYPE OF CRIME

	TOTAL	Immigration	Drug Trafficking	Firearms	Fraud/Theft /Embezzle	Robbery	Child Porn	Money Laundering	All Other
Total	584	82	191	129	52	8	28	8	86
Mean Sentence (months)	66	12	96	63	19	95	103	36	67
Median Sentence (months)	42	10	72	60	12	96	72	29	16

IMPRISONMENT

	TOTAL	Immigration	Drug Trafficking	Firearms	Fraud/Theft /Embezzle	Robbery	Child Porn	Money Laundering	All Other
Total Receiving Imprisonment	530	82	185	124	40	8	28	6	57
Prison Only	528	82	185	123	40	8	28	6	56
Up to 12 Months	82	49	6	3	13	0	0	0	11
13 to 60 Months	214	32	62	60	24	2	9	5	20
61 to 120 Months	153	1	71	49	3	4	15	1	9
Over 120 Months	79	0	46	11	0	2	4	0	16
Prison and Alternatives	2	0	0	1	0	0	0	0	1

PROBATION

	TOTAL	Immigration	Drug Trafficking	Firearms	Fraud/Theft /Embezzle	Robbery	Child Porn	Money Laundering	All Other
Total Receiving Probation	42	0	5	5	12	0	0	2	18
Probation Only	38	0	4	5	9	0	0	2	18
Probation and Alternatives	4	0	1	0	3	0	0	0	0

FINE ONLY

	TOTAL	Immigration	Drug Trafficking	Firearms	Fraud/Theft /Embezzle	Robbery	Child Porn	Money Laundering	All Other
Total	12	0	1	0	0	0	0	0	11

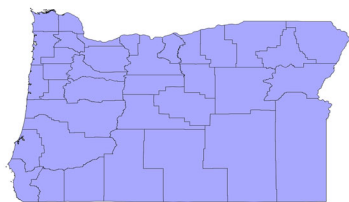
Cases with indeterminable sentence terms are excluded from the calculation of the Mean Sentence or Median Sentence category. Sentences greater than 470 months and probation were included in the sentence average computations as 470 months and zero months, respectively. Cases in the Total Receiving Imprisonment, Total Receiving Probation, and Fine Only categories total 100 percent of all cases. Cases missing information required for a specific analysis were excluded from that analysis. Descriptions of variables used in this analysis are provided in Appendix A.

SOURCE: U.S. Sentencing Commission, 2021 - 2025 Datafiles, USSCFY21 - USSCFY25.

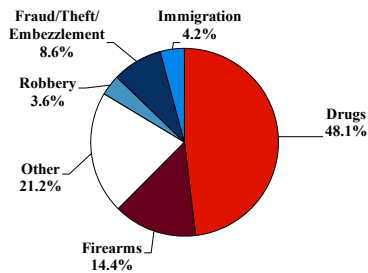
District at a Glance

District of Oregon

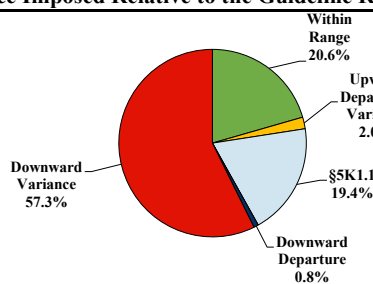
Fiscal Year 2025



Type of Crime



Sentence Imposed Relative to the Guideline Range



SENTENCING INFORMATION BY TYPE OF CRIME

	TOTAL	Immigration	Drug Trafficking	Firearms	Fraud/Theft /Embezzle	Robbery	Child Porn	Money Laundering	All Other
Total	501	21	240	72	43	18	19	12	76
Mean Sentence (months)	51	8	50	35	12	73	77	57	89
Median Sentence (months)	33	2	41	27	8	64	65	47	21

IMPRISONMENT

Total Receiving Imprisonment	459	21	235	65	30	18	15	10	65
Prison Only	438	21	223	62	29	17	13	9	64
Up to 12 Months	71	14	17	11	13	0	1	0	15
13 to 60 Months	239	7	140	36	16	7	4	6	23
61 to 120 Months	85	0	53	15	0	7	5	0	5
Over 120 Months	43	0	13	0	0	3	3	3	21
Prison and Alternatives	21	0	12	3	1	1	2	1	1

PROBATION

Total Receiving Probation	42	0	5	7	13	0	4	2	11
Probation Only	36	0	5	6	10	0	4	2	9
Probation and Alternatives	6	0	0	1	3	0	0	0	2

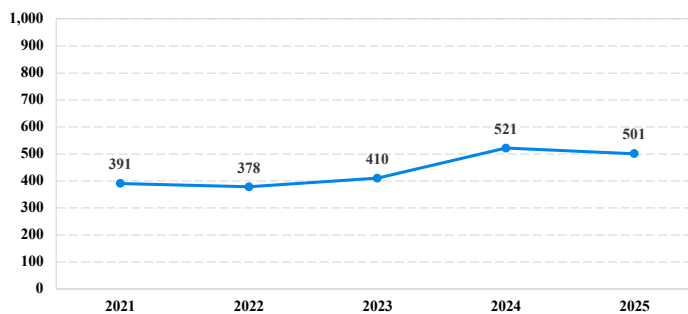
FINE ONLY

Total	0	0	0	0	0	0	0	0	0
--------------	----------	----------	----------	----------	----------	----------	----------	----------	----------

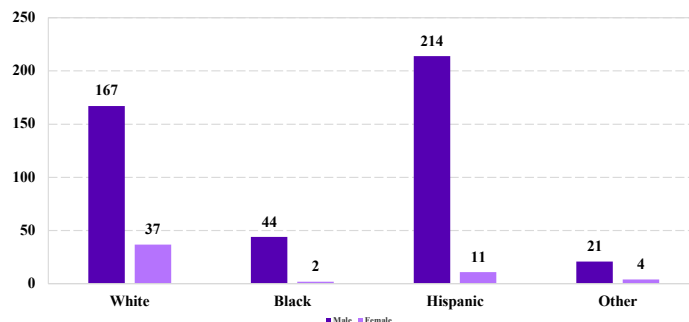
Cases with indeterminable sentence terms are excluded from the calculation of the Mean Sentence or Median Sentence category. Sentences greater than 470 months and probation were included in the sentence average computations as 470 months and zero months, respectively. Cases in the Total Receiving Imprisonment, Total Receiving Probation, and Fine Only categories total 100 percent of all cases. Cases missing information required for a specific analysis were excluded from that analysis. Descriptions of variables used in this analysis are provided in Appendix A.

SOURCE: U.S. Sentencing Commission, 2021 - 2025 Datafiles, USSCFY21 - USSCFY25.

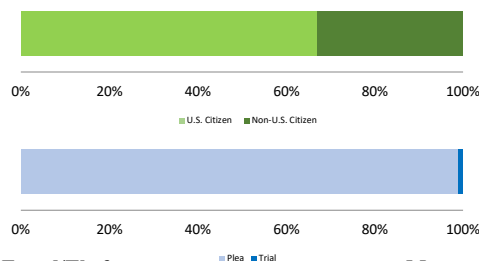
Number of Sentenced Individuals Over Time



Race and Gender



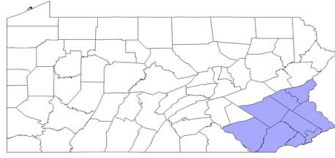
Citizenship, Guilty Pleas, and Trials



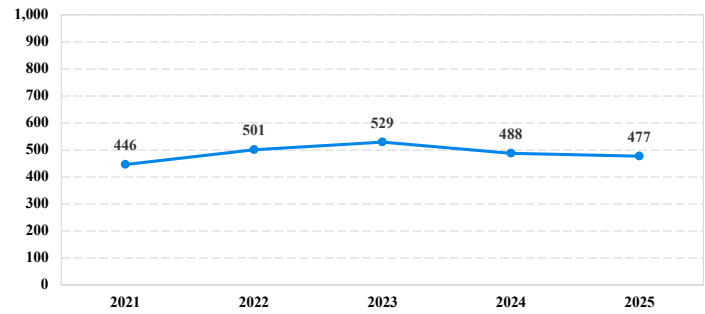
District at a Glance

Eastern District of Pennsylvania

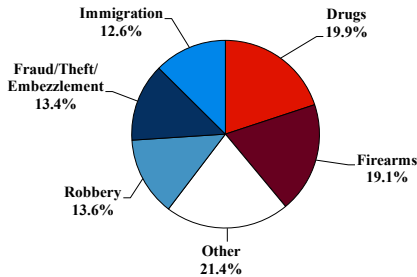
Fiscal Year 2025



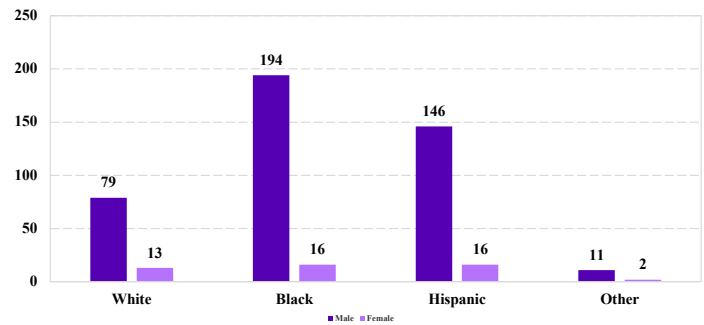
Number of Sentenced Individuals Over Time



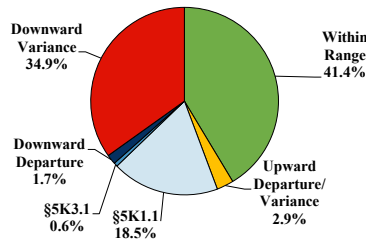
Type of Crime



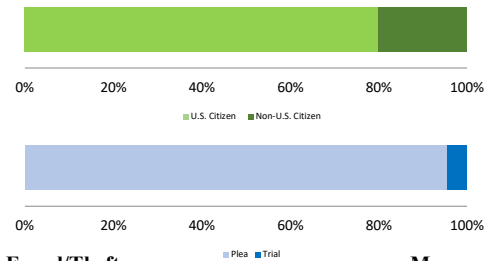
Race and Gender



Sentence Imposed Relative to the Guideline Range



Citizenship, Guilty Pleas, and Trials



SENTENCING INFORMATION BY TYPE OF CRIME

	TOTAL	Immigration	Drug Trafficking	Firearms	Fraud/Theft/Embezzle	Robbery	Child Porn	Money Laundering	All Other
	477	60	95	91	64	65	12	12	78
Mean Sentence (months)	69	11	86	52	23	126	147	33	98
Median Sentence (months)	42	4	70	46	6	118	132	26	25

IMPRISONMENT

	TOTAL	Immigration	Drug Trafficking	Firearms	Fraud/Theft/Embezzle	Robbery	Child Porn	Money Laundering	All Other
Total Receiving Imprisonment	431	59	94	89	42	65	12	11	59
Prison Only	419	58	90	86	41	64	12	11	57
Up to 12 Months	76	40	4	7	12	2	0	3	8
13 to 60 Months	165	18	34	53	21	10	1	6	22
61 to 120 Months	97	0	29	24	7	24	5	2	6
Over 120 Months	81	0	23	2	1	28	6	0	21
Prison and Alternatives	12	1	4	3	1	1	0	0	2

PROBATION

	TOTAL	Immigration	Drug Trafficking	Firearms	Fraud/Theft/Embezzle	Robbery	Child Porn	Money Laundering	All Other
Total Receiving Probation	46	1	1	2	22	0	0	1	19
Probation Only	37	1	0	1	18	0	0	1	16
Probation and Alternatives	9	0	1	1	4	0	0	0	3

FINE ONLY

	0	0	0	0	0	0	0	0	0
--	---	---	---	---	---	---	---	---	---

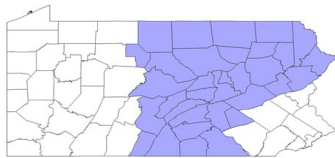
Cases with indeterminable sentence terms are excluded from the calculation of the Mean Sentence or Median Sentence category. Sentences greater than 470 months and probation were included in the sentence average computations as 470 months and zero months, respectively. Cases in the Total Receiving Imprisonment, Total Receiving Probation, and Fine Only categories total 100 percent of all cases. Cases missing information required for a specific analysis were excluded from that analysis. Descriptions of variables used in this analysis are provided in Appendix A.

SOURCE: U.S. Sentencing Commission, 2021 - 2025 Datafiles, USSCFY21 - USSCFY25.

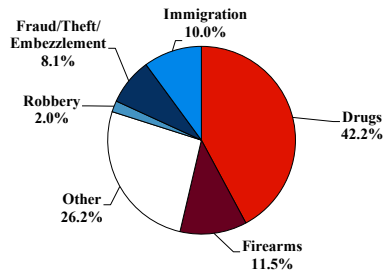
District at a Glance

Middle District of Pennsylvania

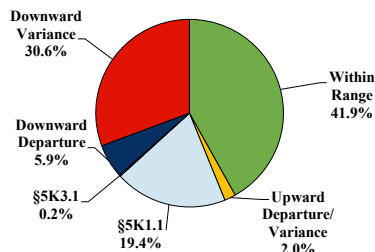
Fiscal Year 2025



Type of Crime



Sentence Imposed Relative to the Guideline Range



SENTENCING INFORMATION BY TYPE OF CRIME

	TOTAL	Immigration	Drug Trafficking	Firearms	Fraud/Theft /Embezzle	Robbery	Child Porn	Money Laundering	All Other
TOTAL	408	41	172	47	33	8	11	14	82
Mean Sentence (months)	77	10	110	45	18	105	96	56	81
Median Sentence (months)	50	2	108	33	12	90	85	53	18

IMPRISONMENT

Total Receiving Imprisonment	385	41	168	44	26	8	11	14	73
Prison Only	383	41	168	44	25	8	11	14	72
Up to 12 Months	79	29	7	12	8	2	0	2	19
13 to 60 Months	122	11	41	19	16	2	1	6	26
61 to 120 Months	97	1	62	10	1	1	8	5	9
Over 120 Months	85	0	58	3	0	3	2	1	18
Prison and Alternatives	2	0	0	0	1	0	0	0	1

PROBATION

Total Receiving Probation	23	0	4	3	7	0	0	0	9
Probation Only	17	0	3	3	5	0	0	0	6
Probation and Alternatives	6	0	1	0	2	0	0	0	3

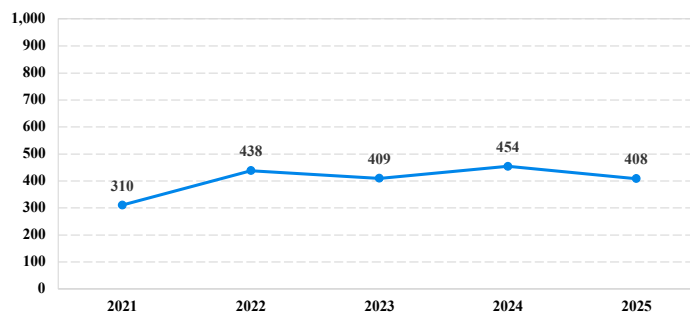
FINE ONLY

FINE ONLY	0	0	0	0	0	0	0	0	0
------------------	----------	----------	----------	----------	----------	----------	----------	----------	----------

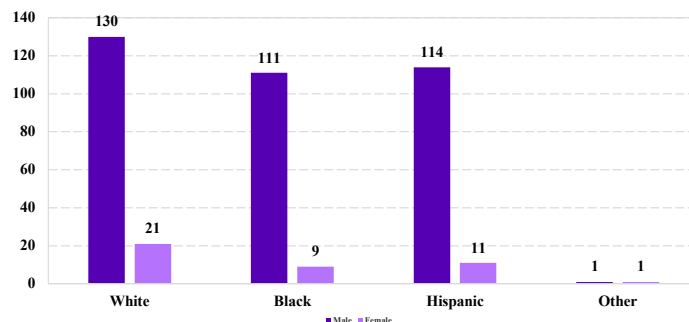
Cases with indeterminable sentence terms are excluded from the calculation of the Mean Sentence or Median Sentence category. Sentences greater than 470 months and probation were included in the sentence average computations as 470 months and zero months, respectively. Cases in the Total Receiving Imprisonment, Total Receiving Probation, and Fine Only categories total 100 percent of all cases. Cases missing information required for a specific analysis were excluded from that analysis. Descriptions of variables used in this analysis are provided in Appendix A.

SOURCE: U.S. Sentencing Commission, 2021 - 2025 Datafiles, USSCFY21 - USSCFY25.

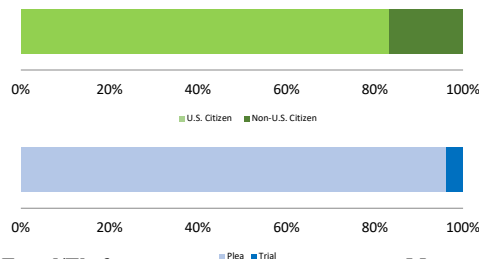
Number of Sentenced Individuals Over Time



Race and Gender



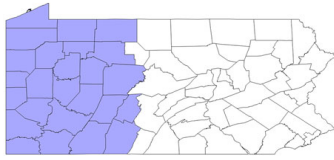
Citizenship, Guilty Pleas, and Trials



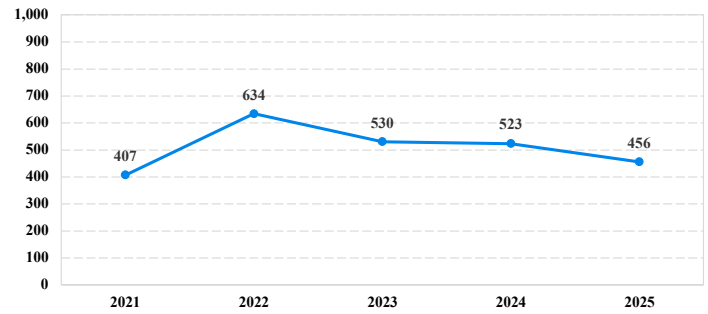
District at a Glance

Western District of Pennsylvania

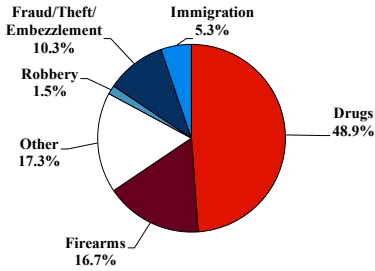
Fiscal Year 2025



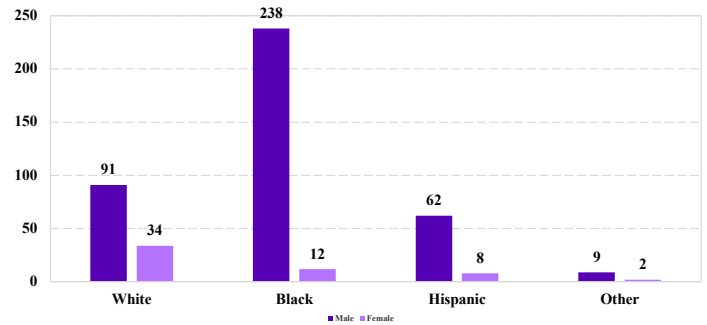
Number of Sentenced Individuals Over Time



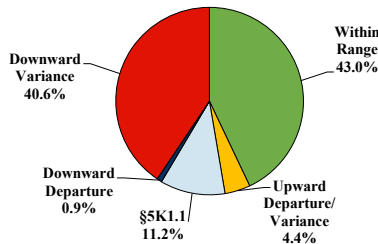
Type of Crime



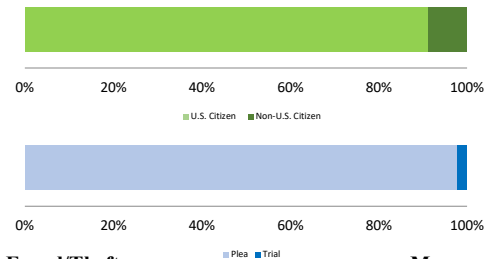
Race and Gender



Sentence Imposed Relative to the Guideline Range



Citizenship, Guilty Pleas, and Trials



SENTENCING INFORMATION BY TYPE OF CRIME

	TOTAL	Immigration	Drug Trafficking	Firearms	Fraud/Theft /Embezzle	Robbery	Child Porn	Money Laundering	All Other
Total	456	24	223	76	47	7	16	20	43
Mean Sentence (months)	62	2	66	64	19	78	92	72	99
Median Sentence (months)	45	0	57	48	12	71	76	40	36

IMPRISONMENT

Total Receiving Imprisonment	421	24	212	76	31	7	16	18	37
Prison Only	404	24	200	74	28	7	16	18	37
Up to 12 Months	61	23	19	1	8	1	0	3	6
13 to 60 Months	174	1	85	43	16	1	6	9	13
61 to 120 Months	114	0	71	25	3	4	6	2	3
Over 120 Months	55	0	25	5	1	1	4	4	15
Prison and Alternatives	17	0	12	2	3	0	0	0	0

PROBATION

Total Receiving Probation	34	0	11	0	16	0	0	2	5
Probation Only	25	0	9	0	12	0	0	1	3
Probation and Alternatives	9	0	2	0	4	0	0	1	2

FINE ONLY

Total	1	0	0	0	0	0	0	0	1
--------------	----------	----------	----------	----------	----------	----------	----------	----------	----------

Cases with indeterminable sentence terms are excluded from the calculation of the Mean Sentence or Median Sentence category. Sentences greater than 470 months and probation were included in the sentence average computations as 470 months and zero months, respectively. Cases in the Total Receiving Imprisonment, Total Receiving Probation, and Fine Only categories total 100 percent of all cases. Cases missing information required for a specific analysis were excluded from that analysis. Descriptions of variables used in this analysis are provided in Appendix A.

SOURCE: U.S. Sentencing Commission, 2021 - 2025 Datafiles, USSCFY21 - USSCFY25.

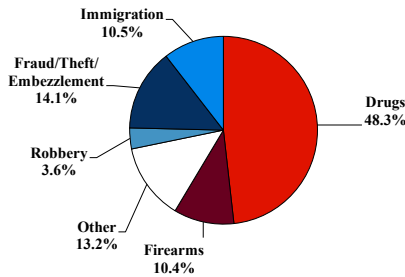
District at a Glance

Puerto Rico

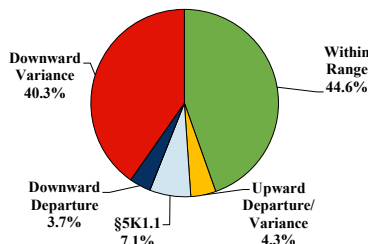
Fiscal Year 2025



Type of Crime



Sentence Imposed Relative to the Guideline Range



SENTENCING INFORMATION BY TYPE OF CRIME

	TOTAL	Immigration	Drug Trafficking	Firearms	Fraud/Theft /Embezzle	Robbery	Child Porn	Money Laundering	All Other
	972	102	467	101	137	35	21	39	70
Mean Sentence (months)	52	13	68	41	3	88	98	27	89
Median Sentence (months)	37	6	70	33	0	84	78	24	14

IMPRISONMENT

Total Receiving Imprisonment	797	95	443	98	19	35	21	29	57
Prison Only	791	95	439	97	19	35	21	28	57
Up to 12 Months	134	67	33	4	6	0	0	5	19
13 to 60 Months	282	21	131	74	12	10	6	18	10
61 to 120 Months	299	7	233	18	1	18	13	4	5
Over 120 Months	76	0	42	1	0	7	2	1	23
Prison and Alternatives	6	0	4	1	0	0	0	1	0

PROBATION

Total Receiving Probation	173	7	24	3	116	0	0	10	13
Probation Only	171	7	23	3	115	0	0	10	13
Probation and Alternatives	2	0	1	0	1	0	0	0	0

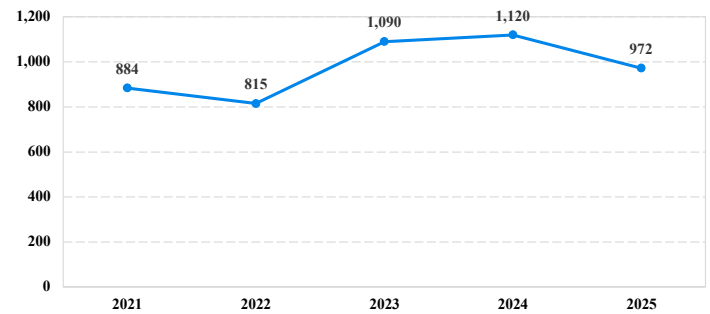
FINE ONLY

	2	0	0	0	2	0	0	0	0
--	----------	----------	----------	----------	----------	----------	----------	----------	----------

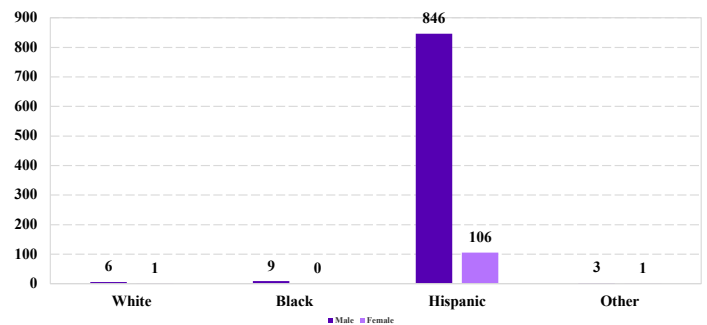
Cases with indeterminable sentence terms are excluded from the calculation of the Mean Sentence or Median Sentence category. Sentences greater than 470 months and probation were included in the sentence average computations as 470 months and zero months, respectively. Cases in the Total Receiving Imprisonment, Total Receiving Probation, and Fine Only categories total 100 percent of all cases. Cases missing information required for a specific analysis were excluded from that analysis. Descriptions of variables used in this analysis are provided in Appendix A.

SOURCE: U.S. Sentencing Commission, 2021 - 2025 Datafiles, USSCFY21 - USSCFY25.

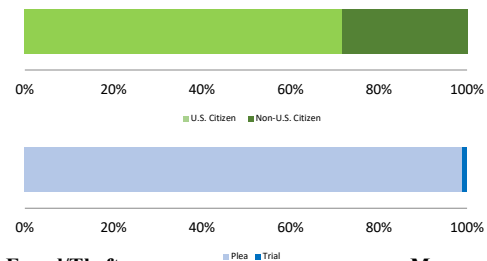
Number of Sentenced Individuals Over Time



Race and Gender



Citizenship, Guilty Pleas, and Trials



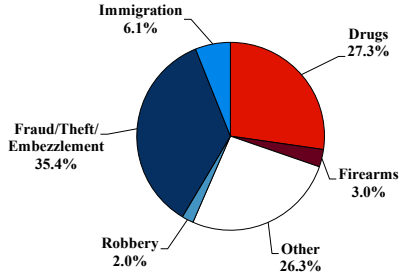
District at a Glance

District of Rhode Island

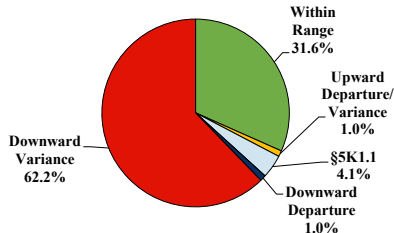
Fiscal Year 2025



Type of Crime



Sentence Imposed Relative to the Guideline Range



SENTENCING INFORMATION BY TYPE OF CRIME

	TOTAL	Immigration	Drug Trafficking	Firearms	Fraud/Theft /Embezzle	Robbery	Child Porn	Money Laundering	All Other
Total	99	6	27	3	35	2	11	2	13
Mean Sentence (months)	54	6	53	70	31	--	81	--	114
Median Sentence (months)	30	3	48	30	24	--	78	--	12

IMPRISONMENT

Total Receiving Imprisonment	92	6	26	2	33	2	11	1	11
Prison Only	80	6	22	2	29	2	11	1	7
Up to 12 Months	22	5	6	0	7	0	1	0	3
13 to 60 Months	32	1	8	1	17	0	4	1	0
61 to 120 Months	19	0	6	0	3	2	6	0	2
Over 120 Months	7	0	2	1	2	0	0	0	2
Prison and Alternatives	12	0	4	0	4	0	0	0	4

PROBATION

Total Receiving Probation	7	0	1	1	2	0	0	1	2
Probation Only	5	0	1	1	2	0	0	0	1
Probation and Alternatives	2	0	0	0	0	0	0	1	1

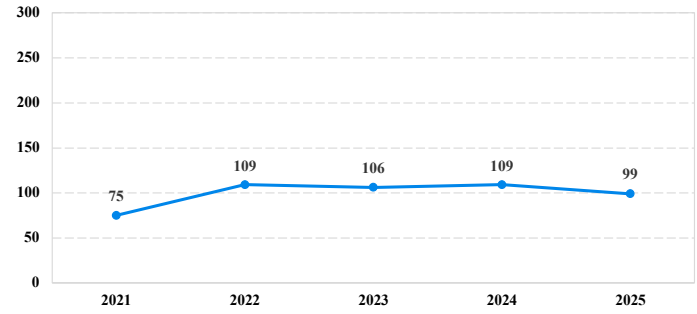
FINE ONLY

Total	0	0	0	0	0	0	0	0	0
--------------	----------	----------	----------	----------	----------	----------	----------	----------	----------

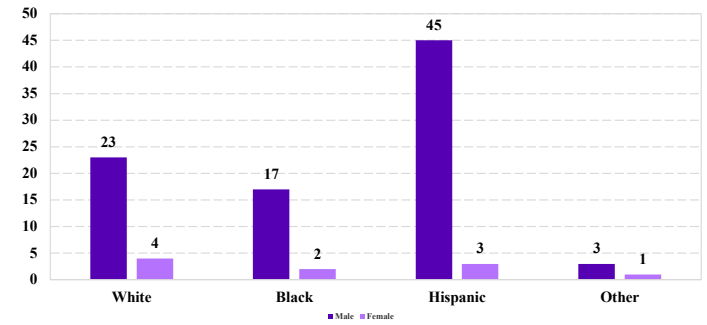
Cases with indeterminable sentence terms are excluded from the calculation of the Mean Sentence or Median Sentence category. Sentences greater than 470 months and probation were included in the sentence average computations as 470 months and zero months, respectively. Cases in the Total Receiving Imprisonment, Total Receiving Probation, and Fine Only categories total 100 percent of all cases. Cases missing information required for a specific analysis were excluded from that analysis. Descriptions of variables used in this analysis are provided in Appendix A.

SOURCE: U.S. Sentencing Commission, 2021 - 2025 Datafiles, USSCFY21 - USSCFY25.

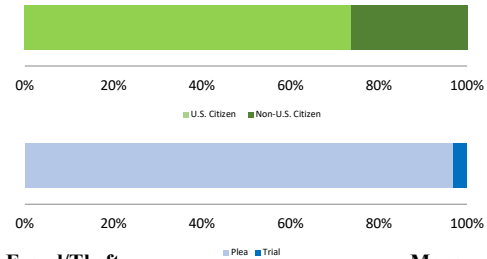
Number of Sentenced Individuals Over Time



Race and Gender



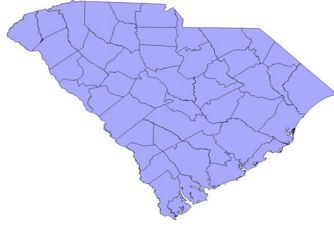
Citizenship, Guilty Pleas, and Trials



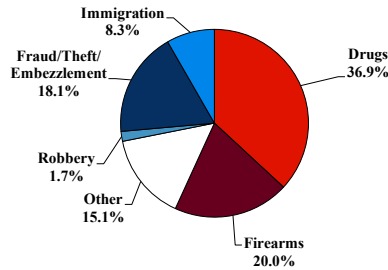
District at a Glance

District of South Carolina

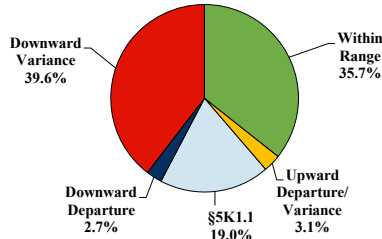
Fiscal Year 2025



Type of Crime



Sentence Imposed Relative to the Guideline Range



SENTENCING INFORMATION BY TYPE OF CRIME

	TOTAL	Immigration	Drug Trafficking	Firearms	Fraud/Theft /Embezzle	Robbery	Child Porn	Money Laundering	All Other
Total	591	49	218	118	107	10	10	18	61
Mean Sentence (months)	65	11	88	66	18	176	62	101	77
Median Sentence (months)	42	5	74	60	12	124	55	65	30

IMPRISONMENT

Total Receiving Imprisonment	539	47	209	116	82	10	10	15	50
Prison Only	535	47	207	116	81	10	9	15	50
Up to 12 Months	89	31	19	7	22	0	1	1	8
13 to 60 Months	225	16	62	61	55	1	4	5	21
61 to 120 Months	123	0	69	36	3	4	3	3	5
Over 120 Months	98	0	57	12	1	5	1	6	16
Prison and Alternatives	4	0	2	0	1	0	1	0	0

PROBATION

Total Receiving Probation	52	2	9	2	25	0	0	3	11
Probation Only	46	2	9	2	22	0	0	2	9
Probation and Alternatives	6	0	0	0	3	0	0	1	2

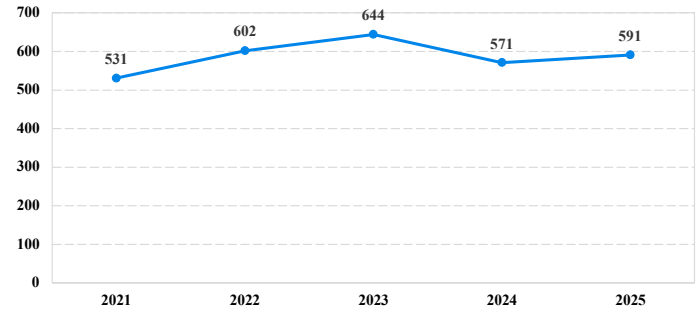
FINE ONLY

Total	0	0	0	0	0	0	0	0	0
--------------	----------	----------	----------	----------	----------	----------	----------	----------	----------

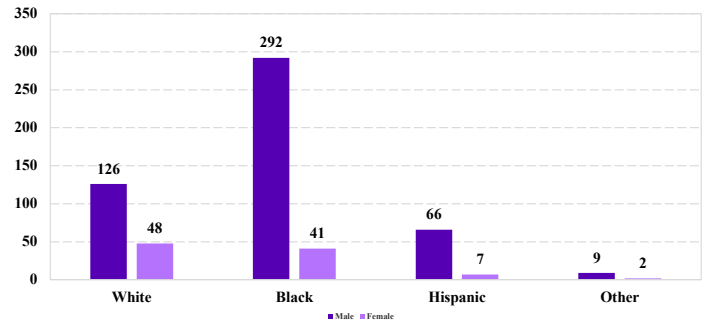
Cases with indeterminable sentence terms are excluded from the calculation of the Mean Sentence or Median Sentence category. Sentences greater than 470 months and probation were included in the sentence average computations as 470 months and zero months, respectively. Cases in the Total Receiving Imprisonment, Total Receiving Probation, and Fine Only categories total 100 percent of all cases. Cases missing information required for a specific analysis were excluded from that analysis. Descriptions of variables used in this analysis are provided in Appendix A.

SOURCE: U.S. Sentencing Commission, 2021 - 2025 Datafiles, USSCFY21 - USSCFY25.

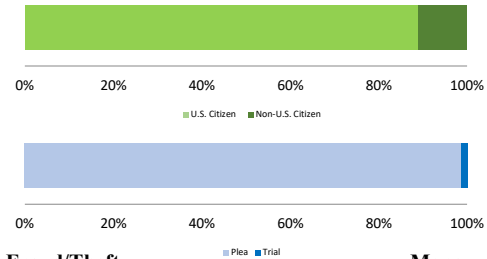
Number of Sentenced Individuals Over Time



Race and Gender



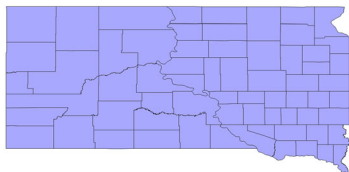
Citizenship, Guilty Pleas, and Trials



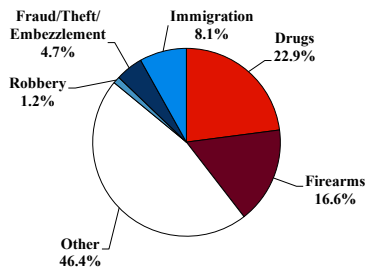
District at a Glance

District of South Dakota

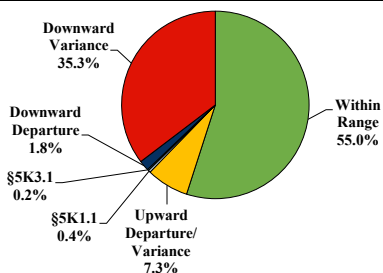
Fiscal Year 2025



Type of Crime



Sentence Imposed Relative to the Guideline Range



SENTENCING INFORMATION BY TYPE OF CRIME

	TOTAL	Immigration	Drug Trafficking	Firearms	Fraud/Theft /Embezzle	Robbery	Child Porn	Money Laundering	All Other
Total	506	41	116	84	24	6	17	9	209
Mean Sentence (months)	80	3	153	40	12	110	95	205	72
Median Sentence (months)	40	2	132	30	4	109	72	180	30

IMPRISONMENT

Total Receiving Imprisonment	493	41	116	81	21	6	17	9	202
Prison Only	478	41	114	78	21	6	17	9	192
Up to 12 Months	95	39	2	9	14	0	0	0	31
13 to 60 Months	185	2	16	58	6	0	6	2	95
61 to 120 Months	81	0	32	7	1	3	6	0	32
Over 120 Months	117	0	64	4	0	3	5	7	34
Prison and Alternatives	15	0	2	3	0	0	0	0	10

PROBATION

Total Receiving Probation	13	0	0	3	3	0	0	0	7
Probation Only	13	0	0	3	3	0	0	0	7
Probation and Alternatives	0	0	0	0	0	0	0	0	0

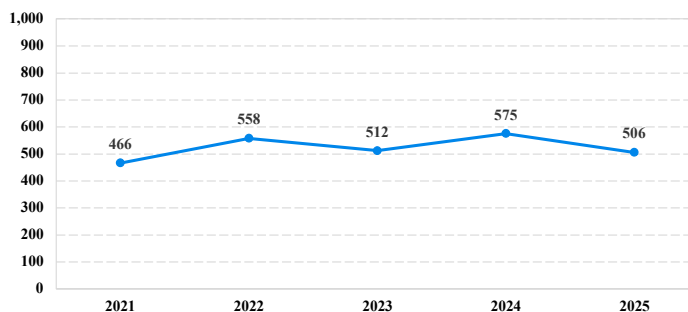
FINE ONLY

Total	0	0	0	0	0	0	0	0	0
--------------	----------	----------	----------	----------	----------	----------	----------	----------	----------

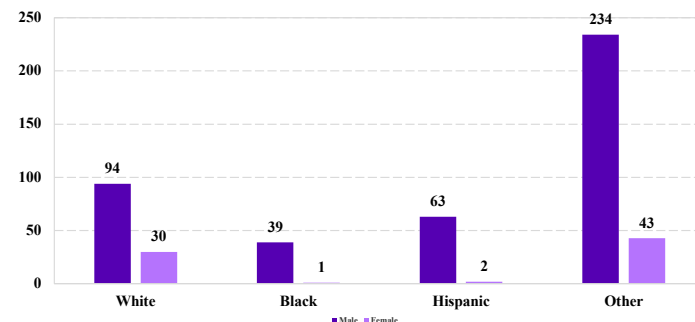
Cases with indeterminable sentence terms are excluded from the calculation of the Mean Sentence or Median Sentence category. Sentences greater than 470 months and probation were included in the sentence average computations as 470 months and zero months, respectively. Cases in the Total Receiving Imprisonment, Total Receiving Probation, and Fine Only categories total 100 percent of all cases. Cases missing information required for a specific analysis were excluded from that analysis. Descriptions of variables used in this analysis are provided in Appendix A.

SOURCE: U.S. Sentencing Commission, 2021 - 2025 Datafiles, USSCFY21 - USSCFY25.

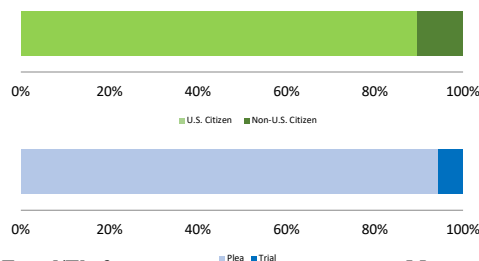
Number of Sentenced Individuals Over Time



Race and Gender



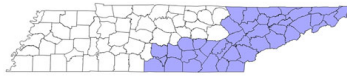
Citizenship, Guilty Pleas, and Trials



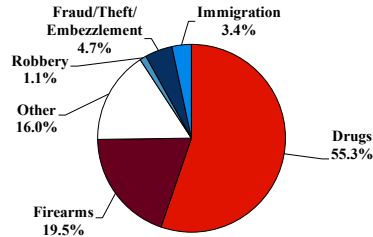
District at a Glance

Eastern District of Tennessee

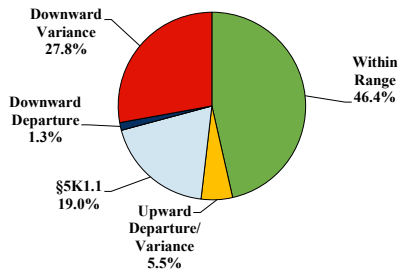
Fiscal Year 2025



Type of Crime



Sentence Imposed Relative to the Guideline Range



SENTENCING INFORMATION BY TYPE OF CRIME

	TOTAL	Immigration	Drug Trafficking	Firearms	Fraud/Theft /Embezzle	Robbery	Child Porn	Money Laundering	All Other
Total	532	18	293	104	25	6	13	18	55
Mean Sentence (months)	96	13	114	56	15	91	123	87	140
Median Sentence (months)	77	8	120	41	8	80	108	60	96

IMPRISONMENT

Total Receiving Imprisonment	511	17	290	102	18	6	13	14	51
Prison Only	508	17	290	101	17	6	13	14	50
Up to 12 Months	40	10	11	3	8	0	1	0	7
13 to 60 Months	163	7	61	66	7	2	0	6	14
61 to 120 Months	157	0	107	27	2	2	7	6	6
Over 120 Months	148	0	111	5	0	2	5	2	23
Prison and Alternatives	3	0	0	1	1	0	0	0	1

PROBATION

Total Receiving Probation	21	1	3	2	7	0	0	4	4
Probation Only	17	1	3	0	5	0	0	4	4
Probation and Alternatives	4	0	0	2	2	0	0	0	0

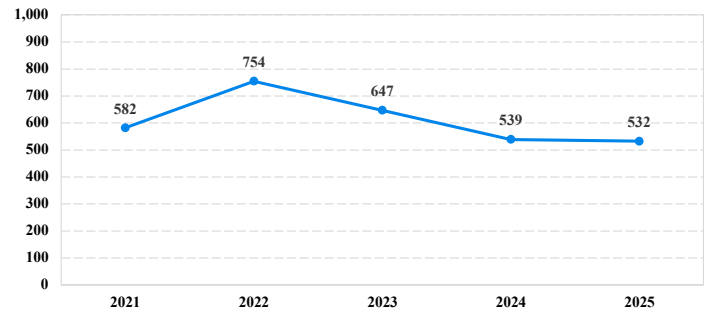
FINE ONLY

Total	0	0	0	0	0	0	0	0	0
--------------	----------	----------	----------	----------	----------	----------	----------	----------	----------

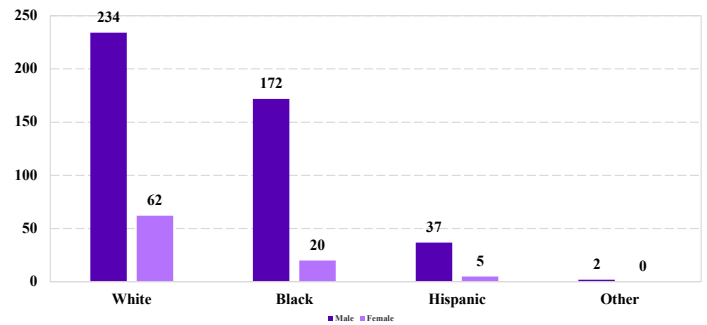
Cases with indeterminable sentence terms are excluded from the calculation of the Mean Sentence or Median Sentence category. Sentences greater than 470 months and probation were included in the sentence average computations as 470 months and zero months, respectively. Cases in the Total Receiving Imprisonment, Total Receiving Probation, and Fine Only categories total 100 percent of all cases. Cases missing information required for a specific analysis were excluded from that analysis. Descriptions of variables used in this analysis are provided in Appendix A.

SOURCE: U.S. Sentencing Commission, 2021 - 2025 Datafiles, USSCFY21 - USSCFY25.

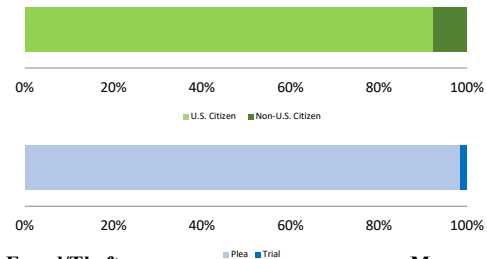
Number of Sentenced Individuals Over Time



Race and Gender



Citizenship, Guilty Pleas, and Trials



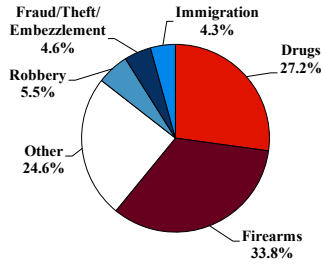
District at a Glance

Middle District of Tennessee

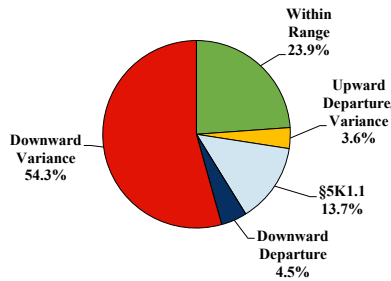
Fiscal Year 2025



Type of Crime



Sentence Imposed Relative to the Guideline Range



SENTENCING INFORMATION BY TYPE OF CRIME

	TOTAL	Immigration	Drug Trafficking	Firearms	Fraud/Theft /Embezzle	Robbery	Child Porn	Money Laundering	All Other
Total	346	15	94	117	16	19	9	12	64
Mean Sentence (months)	72	5	74	59	19	146	131	72	90
Median Sentence (months)	60	4	70	57	8	120	152	60	25

IMPRISONMENT

Total Receiving Imprisonment	307	15	82	109	16	18	9	11	47
Prison Only	268	15	60	98	15	15	9	10	46
Up to 12 Months	48	14	6	11	9	0	0	0	8
13 to 60 Months	90	1	18	43	4	5	1	6	12
61 to 120 Months	81	0	21	41	2	3	3	3	8
Over 120 Months	49	0	15	3	0	7	5	1	18
Prison and Alternatives	39	0	22	11	1	3	0	1	1

PROBATION

Total Receiving Probation	29	0	12	8	0	1	0	1	7
Probation Only	28	0	12	8	0	1	0	1	6
Probation and Alternatives	1	0	0	0	0	0	0	0	1

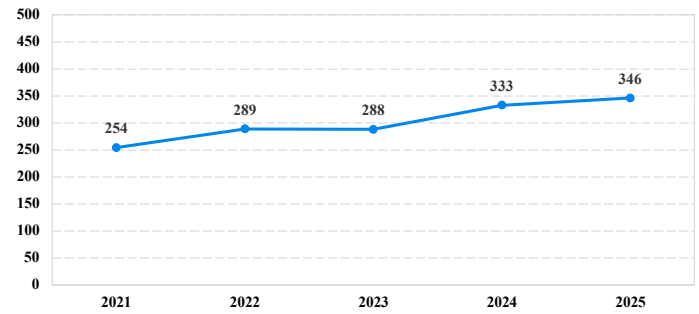
FINE ONLY

Total	10	0	0	0	0	0	0	0	10
--------------	-----------	----------	----------	----------	----------	----------	----------	----------	-----------

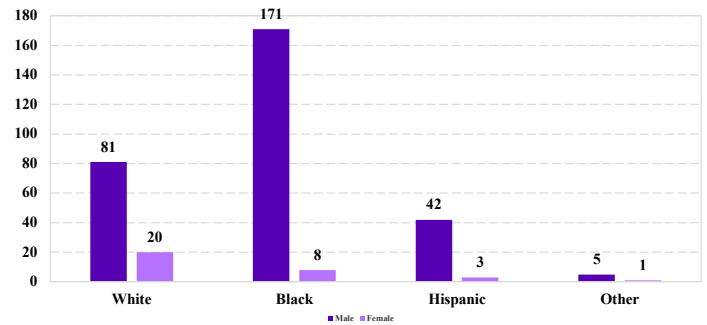
Cases with indeterminable sentence terms are excluded from the calculation of the Mean Sentence or Median Sentence category. Sentences greater than 470 months and probation were included in the sentence average computations as 470 months and zero months, respectively. Cases in the Total Receiving Imprisonment, Total Receiving Probation, and Fine Only categories total 100 percent of all cases. Cases missing information required for a specific analysis were excluded from that analysis. Descriptions of variables used in this analysis are provided in Appendix A.

SOURCE: U.S. Sentencing Commission, 2021 - 2025 Datafiles, USSCFY21 - USSCFY25.

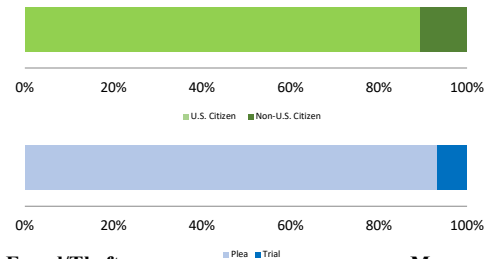
Number of Sentenced Individuals Over Time



Race and Gender



Citizenship, Guilty Pleas, and Trials



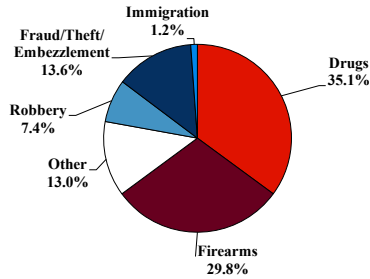
District at a Glance

Western District of Tennessee

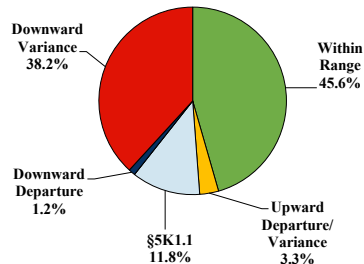
Fiscal Year 2025



Type of Crime



Sentence Imposed Relative to the Guideline Range



SENTENCING INFORMATION BY TYPE OF CRIME

	TOTAL	Immigration	Drug Trafficking	Firearms	Fraud/Theft/Embezzle	Robbery	Child Porn	Money Laundering	All Other
Total	339	4	119	101	46	25	6	5	33
Mean Sentence (months)	84	8	106	68	21	127	114	53	118
Median Sentence (months)	63	5	96	51	13	105	120	50	60

IMPRISONMENT

Total Receiving Imprisonment	325	3	116	99	42	25	6	5	29
Prison Only	316	3	115	99	36	25	6	4	28
Up to 12 Months	29	2	4	5	14	1	0	0	3
13 to 60 Months	117	1	28	58	18	0	1	2	9
61 to 120 Months	94	0	47	21	4	12	3	2	5
Over 120 Months	76	0	36	15	0	12	2	0	11
Prison and Alternatives	9	0	1	0	6	0	0	1	1

PROBATION

Total Receiving Probation	13	0	3	2	4	0	0	0	4
Probation Only	7	0	1	1	1	0	0	0	4
Probation and Alternatives	6	0	2	1	3	0	0	0	0

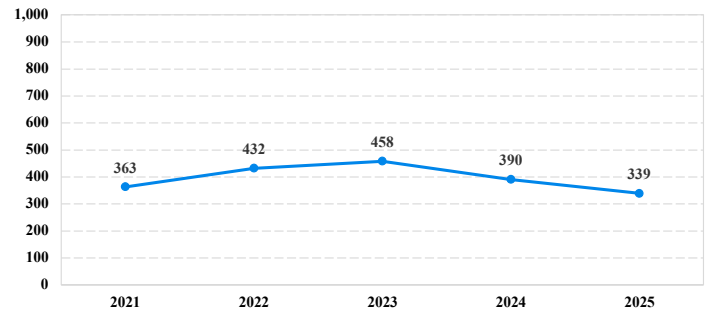
FINE ONLY

Total	1	1	0	0	0	0	0	0	0
--------------	----------	----------	----------	----------	----------	----------	----------	----------	----------

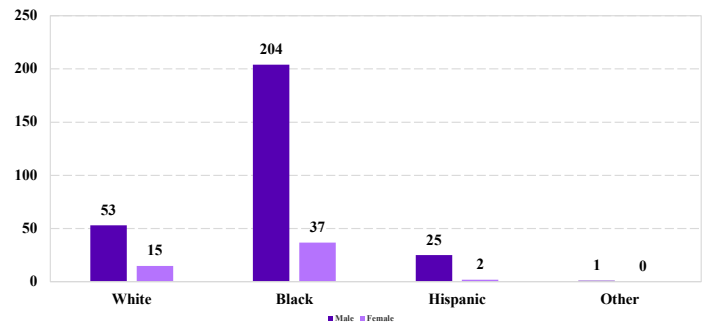
Cases with indeterminable sentence terms are excluded from the calculation of the Mean Sentence or Median Sentence category. Sentences greater than 470 months and probation were included in the sentence average computations as 470 months and zero months, respectively. Cases in the Total Receiving Imprisonment, Total Receiving Probation, and Fine Only categories total 100 percent of all cases. Cases missing information required for a specific analysis were excluded from that analysis. Descriptions of variables used in this analysis are provided in Appendix A.

SOURCE: U.S. Sentencing Commission, 2021 - 2025 Datafiles, USSCFY21 - USSCFY25.

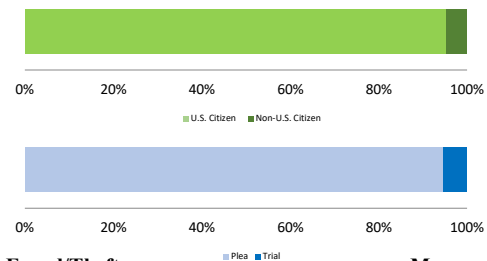
Number of Sentenced Individuals Over Time



Race and Gender



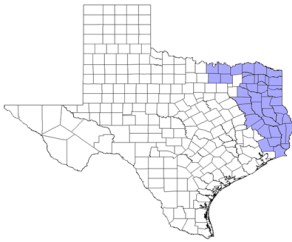
Citizenship, Guilty Pleas, and Trials



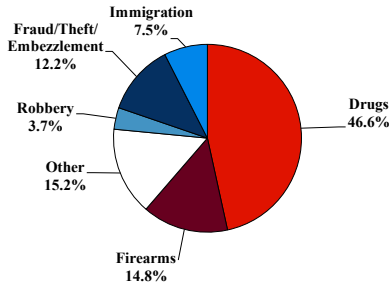
District at a Glance

Eastern District of Texas

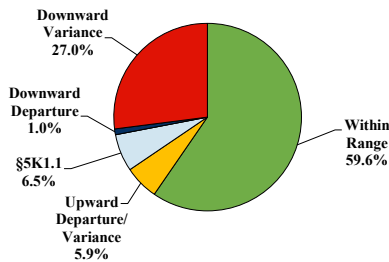
Fiscal Year 2025



Type of Crime



Sentence Imposed Relative to the Guideline Range



SENTENCING INFORMATION BY TYPE OF CRIME

	TOTAL	Immigration	Drug Trafficking	Firearms	Fraud/Theft /Embezzle	Robbery	Child Porn	Money Laundering	All Other
Total	1,015	76	471	150	124	38	16	58	82
Mean Sentence (months)	89	25	116	50	21	116	162	124	112
Median Sentence (months)	60	20	108	46	14	108	143	52	24

IMPRISONMENT

Total Receiving Imprisonment	935	73	467	144	81	38	16	50	66
Prison Only	930	72	466	143	80	38	16	50	65
Up to 12 Months	53	17	2	7	15	0	0	3	9
13 to 60 Months	373	52	115	98	54	5	0	21	28
61 to 120 Months	271	3	187	35	11	19	6	5	5
Over 120 Months	233	0	162	3	0	14	10	21	23
Prison and Alternatives	5	1	1	1	1	0	0	0	1

PROBATION

Total Receiving Probation	80	3	4	6	43	0	0	8	16
Probation Only	73	2	3	6	40	0	0	7	15
Probation and Alternatives	7	1	1	0	3	0	0	1	1

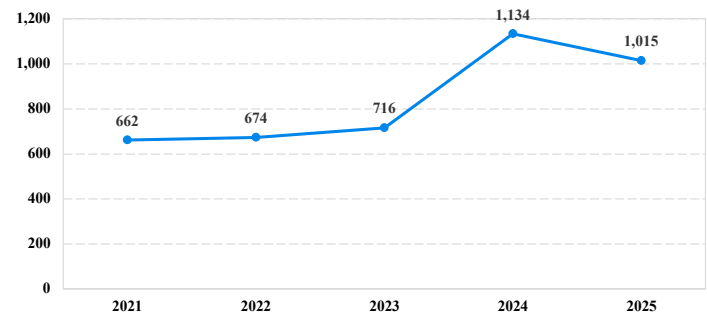
FINE ONLY

Total	0	0	0	0	0	0	0	0	0
--------------	----------	----------	----------	----------	----------	----------	----------	----------	----------

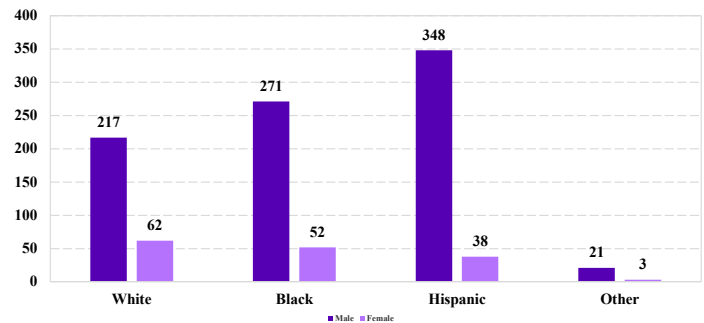
Cases with indeterminable sentence terms are excluded from the calculation of the Mean Sentence or Median Sentence category. Sentences greater than 470 months and probation were included in the sentence average computations as 470 months and zero months, respectively. Cases in the Total Receiving Imprisonment, Total Receiving Probation, and Fine Only categories total 100 percent of all cases. Cases missing information required for a specific analysis were excluded from that analysis. Descriptions of variables used in this analysis are provided in Appendix A.

SOURCE: U.S. Sentencing Commission, 2021 - 2025 Datafiles, USSCFY21 - USSCFY25.

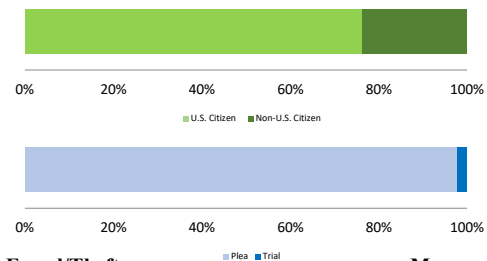
Number of Sentenced Individuals Over Time



Race and Gender



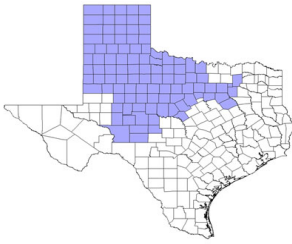
Citizenship, Guilty Pleas, and Trials



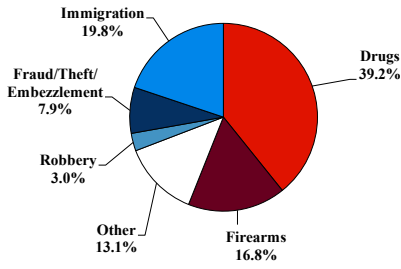
District at a Glance

Northern District of Texas

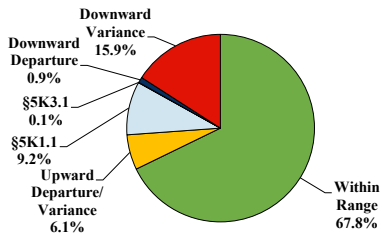
Fiscal Year 2025



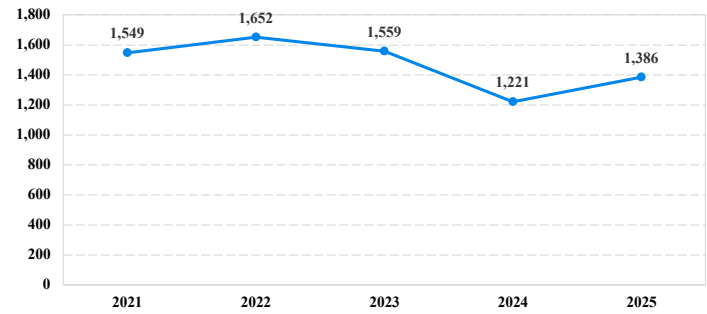
Type of Crime



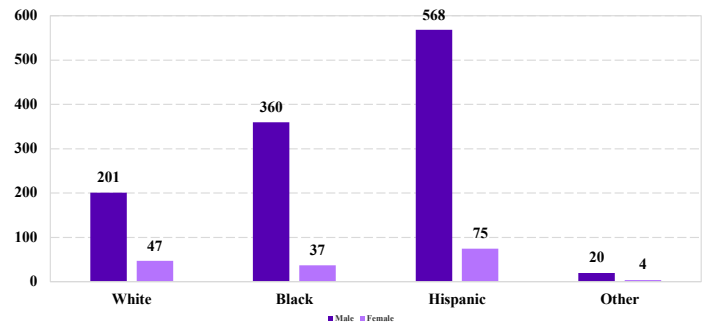
Sentence Imposed Relative to the Guideline Range



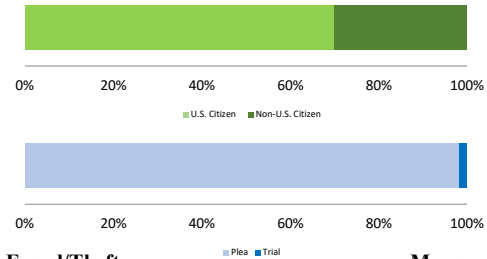
Number of Sentenced Individuals Over Time



Race and Gender



Citizenship, Guilty Pleas, and Trials



SENTENCING INFORMATION BY TYPE OF CRIME

	TOTAL	Immigration	Drug Trafficking	Firearms	Fraud/Theft /Embezzle	Robbery	Child Porn	Money Laundering	All Other
Total	1,386	275	540	233	110	42	36	10	140
Mean Sentence (months)	89	21	130	55	34	103	179	109	131
Median Sentence (months)	60	16	120	48	24	87	151	41	35

IMPRISONMENT

	TOTAL	Immigration	Drug Trafficking	Firearms	Fraud/Theft /Embezzle	Robbery	Child Porn	Money Laundering	All Other
Total Receiving Imprisonment	1,336	272	532	227	92	42	36	9	126
Prison Only	1,334	272	532	227	91	42	36	9	125
Up to 12 Months	173	119	6	11	17	0	0	0	20
13 to 60 Months	507	134	115	139	59	8	1	5	46
61 to 120 Months	307	18	166	64	12	24	10	1	12
Over 120 Months	347	1	245	13	3	10	25	3	47
Prison and Alternatives	2	0	0	0	1	0	0	0	1

PROBATION

	TOTAL	Immigration	Drug Trafficking	Firearms	Fraud/Theft /Embezzle	Robbery	Child Porn	Money Laundering	All Other
Total Receiving Probation	49	3	8	6	18	0	0	1	13
Probation Only	45	3	7	6	17	0	0	1	11
Probation and Alternatives	4	0	1	0	1	0	0	0	2

FINE ONLY

	TOTAL	Immigration	Drug Trafficking	Firearms	Fraud/Theft /Embezzle	Robbery	Child Porn	Money Laundering	All Other
Total	1	0	0	0	0	0	0	0	1

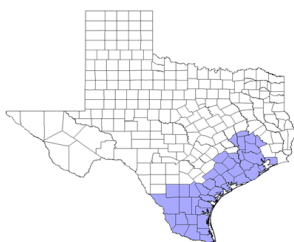
Cases with indeterminable sentence terms are excluded from the calculation of the Mean Sentence or Median Sentence category. Sentences greater than 470 months and probation were included in the sentence average computations as 470 months and zero months, respectively. Cases in the Total Receiving Imprisonment, Total Receiving Probation, and Fine Only categories total 100 percent of all cases. Cases missing information required for a specific analysis were excluded from that analysis. Descriptions of variables used in this analysis are provided in Appendix A.

SOURCE: U.S. Sentencing Commission, 2021 - 2025 Datafiles, USSCFY21 - USSCFY25.

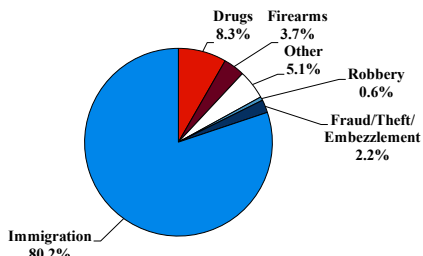
District at a Glance

Southern District of Texas

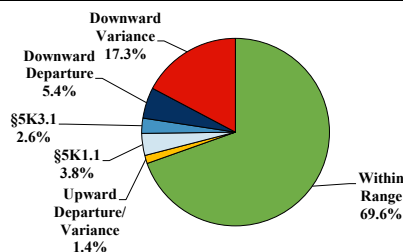
Fiscal Year 2025



Type of Crime



Sentence Imposed Relative to the Guideline Range



SENTENCING INFORMATION BY TYPE OF CRIME

	TOTAL	Immigration	Drug Trafficking	Firearms	Fraud/Theft /Embezzle	Robbery	Child Porn	Money Laundering	All Other
	7,545	6,049	623	276	166	48	52	60	271
Mean Sentence (months)	21	10	79	43	19	123	118	33	63
Median Sentence (months)	7	5	60	36	6	96	97	21	20

IMPRISONMENT

	TOTAL	Immigration	Drug Trafficking	Firearms	Fraud/Theft /Embezzle	Robbery	Child Porn	Money Laundering	All Other
Total Receiving Imprisonment	7,356	5,935	618	262	134	48	51	56	252
Prison Only	7,191	5,823	602	251	125	48	48	54	240
Up to 12 Months	4,252	4,054	21	31	60	0	0	16	70
13 to 60 Months	2,371	1,708	301	153	54	12	10	29	104
61 to 120 Months	366	57	174	56	8	18	20	7	26
Over 120 Months	202	4	106	11	3	18	18	2	40
Prison and Alternatives	165	112	16	11	9	0	3	2	12

PROBATION

	TOTAL	Immigration	Drug Trafficking	Firearms	Fraud/Theft /Embezzle	Robbery	Child Porn	Money Laundering	All Other
Total Receiving Probation	189	114	5	14	32	0	1	4	19
Probation Only	136	75	4	10	27	0	1	3	16
Probation and Alternatives	53	39	1	4	5	0	0	1	3

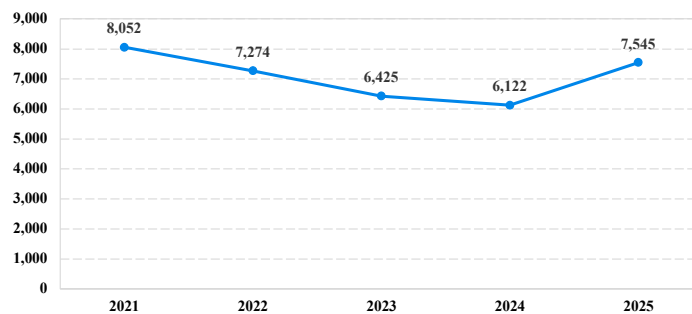
FINE ONLY

	TOTAL	Immigration	Drug Trafficking	Firearms	Fraud/Theft /Embezzle	Robbery	Child Porn	Money Laundering	All Other
	0	0	0	0	0	0	0	0	0

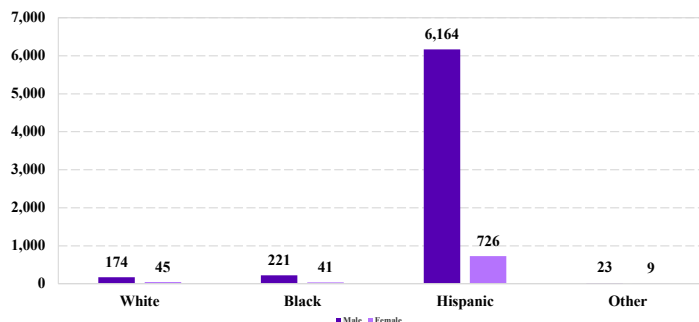
Cases with indeterminable sentence terms are excluded from the calculation of the Mean Sentence or Median Sentence category. Sentences greater than 470 months and probation were included in the sentence average computations as 470 months and zero months, respectively. Cases in the Total Receiving Imprisonment, Total Receiving Probation, and Fine Only categories total 100 percent of all cases. Cases missing information required for a specific analysis were excluded from that analysis. Descriptions of variables used in this analysis are provided in Appendix A.

SOURCE: U.S. Sentencing Commission, 2021 - 2025 Datafiles, USSCFY21 - USSCFY25.

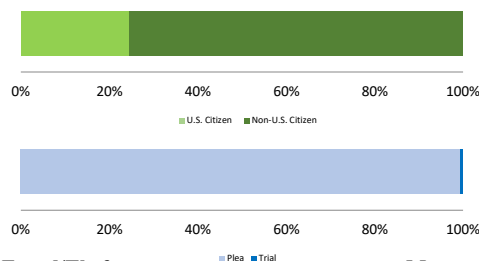
Number of Sentenced Individuals Over Time



Race and Gender



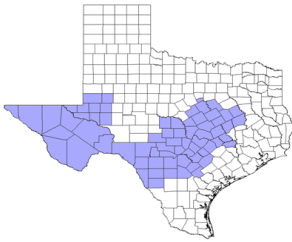
Citizenship, Guilty Pleas, and Trials



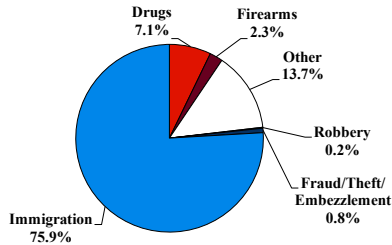
District at a Glance

Western District of Texas

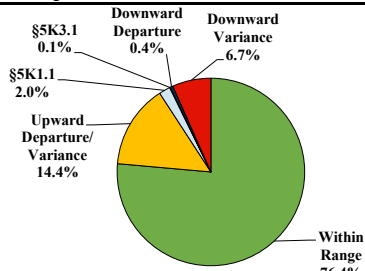
Fiscal Year 2025



Type of Crime



Sentence Imposed Relative to the Guideline Range



SENTENCING INFORMATION BY TYPE OF CRIME

	TOTAL	Immigration	Drug Trafficking	Firearms	Fraud/Theft /Embezzle	Robbery	Child Porn	Money Laundering	All Other
Total	10,416	7,909	738	239	82	18	39	35	1,356
Mean Sentence (months)	20	12	96	46	22	95	132	66	13
Median Sentence (months)	7	7	70	37	6	65	120	15	0

IMPRISONMENT

	TOTAL	Immigration	Drug Trafficking	Firearms	Fraud/Theft /Embezzle	Robbery	Child Porn	Money Laundering	All Other
Total Receiving Imprisonment	9,739	7,328	714	227	60	18	39	28	1,325
Prison Only	9,549	7,237	648	216	59	17	37	26	1,309
Up to 12 Months	5,987	4,743	21	19	26	1	0	6	1,171
13 to 60 Months	2,949	2,411	263	137	26	6	9	11	86
61 to 120 Months	349	74	180	49	5	8	12	5	16
Over 120 Months	264	9	184	11	2	2	16	4	36
Prison and Alternatives	190	91	66	11	1	1	2	2	16

PROBATION

	TOTAL	Immigration	Drug Trafficking	Firearms	Fraud/Theft /Embezzle	Robbery	Child Porn	Money Laundering	All Other
Total Receiving Probation	676	581	24	12	22	0	0	7	30
Probation Only	642	561	18	9	20	0	0	6	28
Probation and Alternatives	34	20	6	3	2	0	0	1	2

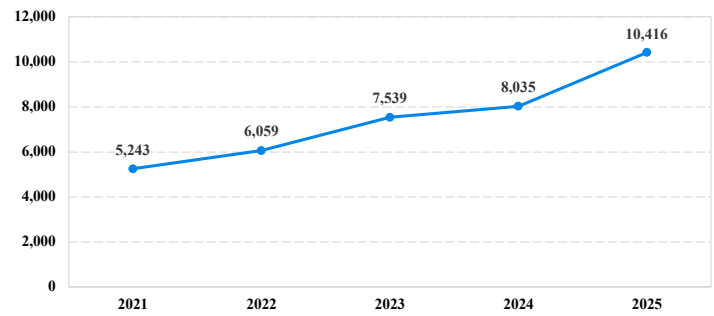
FINE ONLY

	TOTAL	Immigration	Drug Trafficking	Firearms	Fraud/Theft /Embezzle	Robbery	Child Porn	Money Laundering	All Other
Total	1	0	0	0	0	0	0	0	1

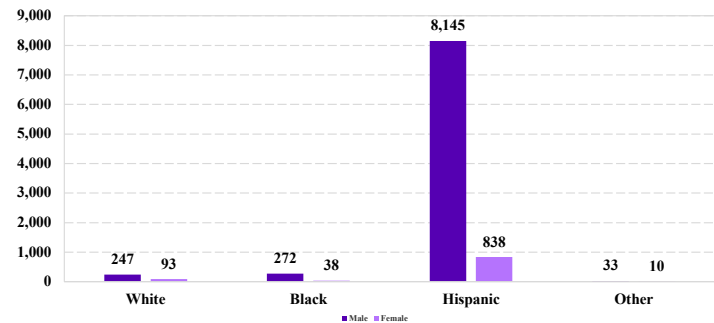
Cases with indeterminable sentence terms are excluded from the calculation of the Mean Sentence or Median Sentence category. Sentences greater than 470 months and probation were included in the sentence average computations as 470 months and zero months, respectively. Cases in the Total Receiving Imprisonment, Total Receiving Probation, and Fine Only categories total 100 percent of all cases. Cases missing information required for a specific analysis were excluded from that analysis. Descriptions of variables used in this analysis are provided in Appendix A.

SOURCE: U.S. Sentencing Commission, 2021 - 2025 Datafiles, USSCFY21 - USSCFY25.

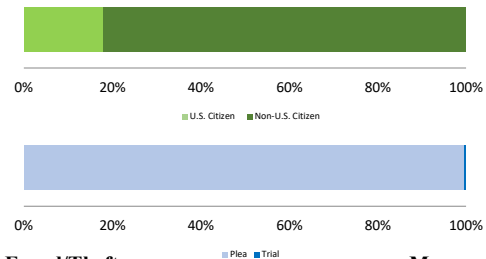
Number of Sentenced Individuals Over Time



Race and Gender



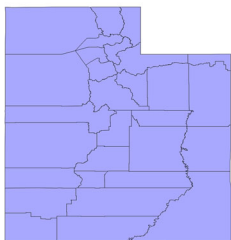
Citizenship, Guilty Pleas, and Trials



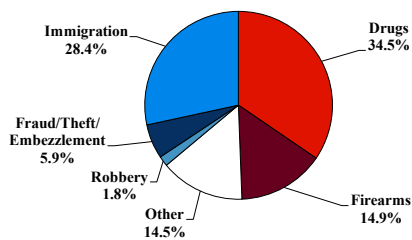
District at a Glance

District of Utah

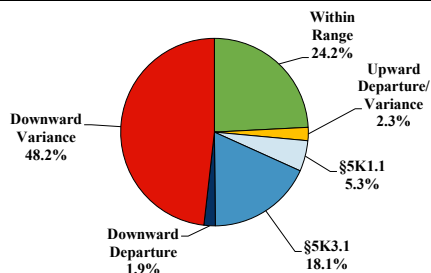
Fiscal Year 2025



Type of Crime



Sentence Imposed Relative to the Guideline Range



SENTENCING INFORMATION BY TYPE OF CRIME

	TOTAL	Immigration	Drug Trafficking	Firearms	Fraud/Theft /Embezzle	Robbery	Child Porn	Money Laundering	All Other
Total	779	221	267	116	46	14	18	26	71
Mean Sentence (months)	37	6	53	29	21	45	109	69	63
Median Sentence (months)	22	3	48	24	14	47	96	53	20

IMPRISONMENT

Total Receiving Imprisonment	654	176	238	101	32	12	18	22	55
Prison Only	651	176	238	99	32	12	18	22	54
Up to 12 Months	184	141	9	19	5	1	0	0	9
13 to 60 Months	321	35	150	65	23	7	3	15	23
61 to 120 Months	116	0	67	14	4	4	12	4	11
Over 120 Months	30	0	12	1	0	0	3	3	11
Prison and Alternatives	3	0	0	2	0	0	0	0	1

PROBATION

Total Receiving Probation	120	44	29	15	14	2	0	4	12
Probation Only	113	44	28	15	10	2	0	4	10
Probation and Alternatives	7	0	1	0	4	0	0	0	2

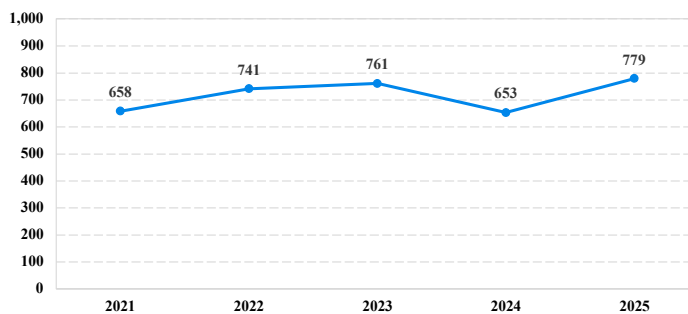
FINE ONLY

Total	5	1	0	0	0	0	0	0	4
--------------	----------	----------	----------	----------	----------	----------	----------	----------	----------

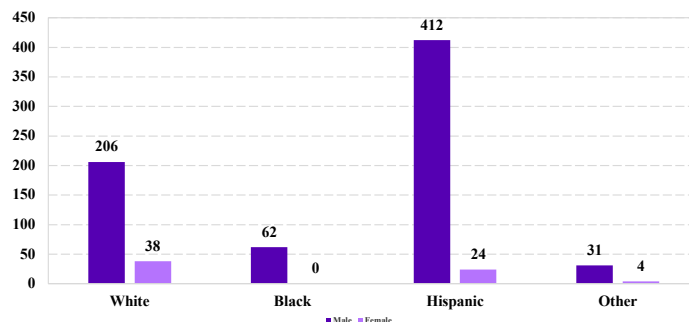
Cases with indeterminable sentence terms are excluded from the calculation of the Mean Sentence or Median Sentence category. Sentences greater than 470 months and probation were included in the sentence average computations as 470 months and zero months, respectively. Cases in the Total Receiving Imprisonment, Total Receiving Probation, and Fine Only categories total 100 percent of all cases. Cases missing information required for a specific analysis were excluded from that analysis. Descriptions of variables used in this analysis are provided in Appendix A.

SOURCE: U.S. Sentencing Commission, 2021 - 2025 Datafiles, USSCFY21 - USSCFY25.

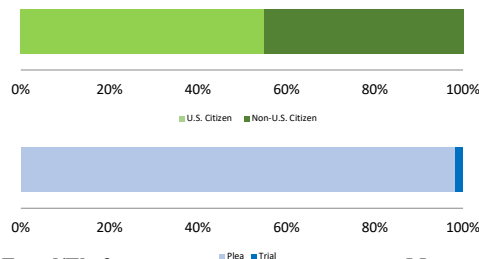
Number of Sentenced Individuals Over Time



Race and Gender



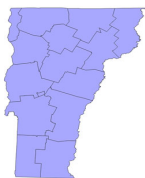
Citizenship, Guilty Pleas, and Trials



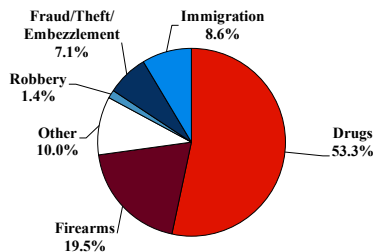
District at a Glance

District of Vermont

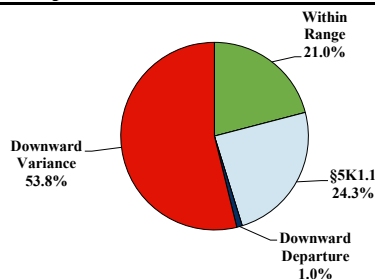
Fiscal Year 2025



Type of Crime



Sentence Imposed Relative to the Guideline Range



SENTENCING INFORMATION BY TYPE OF CRIME

	TOTAL	Immigration	Drug Trafficking	Firearms	Fraud/Theft /Embezzle	Robbery	Child Porn	Money Laundering	All Other
Total	210	18	104	41	15	3	3	9	17
Mean Sentence (months)	30	5	34	28	16	57	52	50	36
Median Sentence (months)	18	2	25	18	7	49	8	24	0

IMPRISONMENT

Total Receiving Imprisonment	196	17	96	41	13	3	3	8	15
Prison Only	194	17	95	40	13	3	3	8	15
Up to 12 Months	71	14	27	12	6	0	2	2	8
13 to 60 Months	93	3	51	26	6	2	0	3	2
61 to 120 Months	19	0	11	1	1	1	0	2	3
Over 120 Months	11	0	6	1	0	0	1	1	2
Prison and Alternatives	2	0	1	1	0	0	0	0	0

PROBATION

Total Receiving Probation	14	1	8	0	2	0	0	1	2
Probation Only	14	1	8	0	2	0	0	1	2
Probation and Alternatives	0	0	0	0	0	0	0	0	0

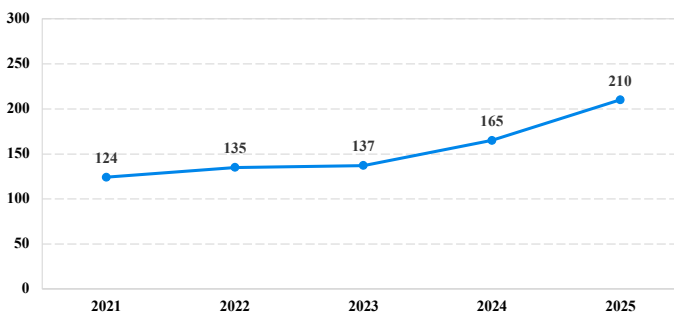
FINE ONLY

Total	0	0	0	0	0	0	0	0	0
--------------	----------	----------	----------	----------	----------	----------	----------	----------	----------

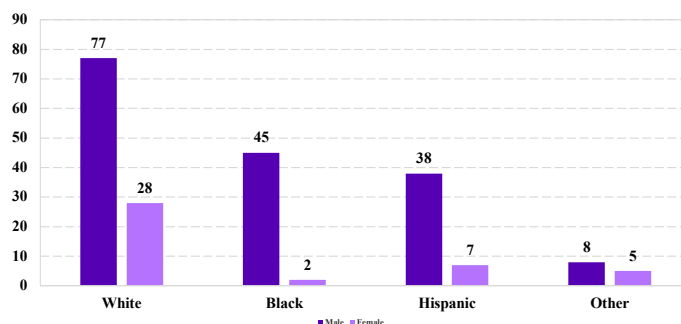
Cases with indeterminable sentence terms are excluded from the calculation of the Mean Sentence or Median Sentence category. Sentences greater than 470 months and probation were included in the sentence average computations as 470 months and zero months, respectively. Cases in the Total Receiving Imprisonment, Total Receiving Probation, and Fine Only categories total 100 percent of all cases. Cases missing information required for a specific analysis were excluded from that analysis. Descriptions of variables used in this analysis are provided in Appendix A.

SOURCE: U.S. Sentencing Commission, 2021 - 2025 Datafiles, USSCFY21 - USSCFY25.

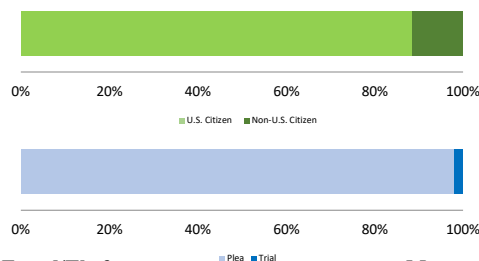
Number of Sentenced Individuals Over Time



Race and Gender



Citizenship, Guilty Pleas, and Trials



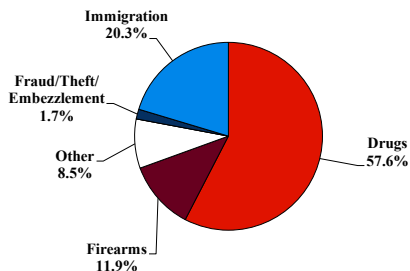
District at a Glance

Virgin Islands

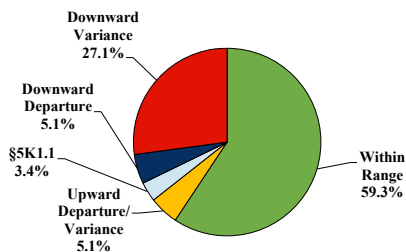
Fiscal Year 2025



Type of Crime



Sentence Imposed Relative to the Guideline Range



SENTENCING INFORMATION BY TYPE OF CRIME

	TOTAL	Immigration	Drug Trafficking	Firearms	Fraud/Theft /Embezzle	Robbery	Child Porn	Money Laundering	All Other
Total	59	12	34	7	1	0	0	0	5
Mean Sentence (months)	55	5	65	86	--	--	--	--	72
Median Sentence (months)	37	3	51	72	--	--	--	--	21

IMPRISONMENT

Total Receiving Imprisonment	53	12	30	6	1	0	0	0	4
Prison Only	53	12	30	6	1	0	0	0	4
Up to 12 Months	16	11	4	0	0	0	0	0	1
13 to 60 Months	15	1	11	1	1	0	0	0	1
61 to 120 Months	16	0	12	4	0	0	0	0	0
Over 120 Months	6	0	3	1	0	0	0	0	2
Prison and Alternatives	0	0	0	0	0	0	0	0	0

PROBATION

Total Receiving Probation	6	0	4	1	0	0	0	0	1
Probation Only	4	0	4	0	0	0	0	0	0
Probation and Alternatives	2	0	0	1	0	0	0	0	1

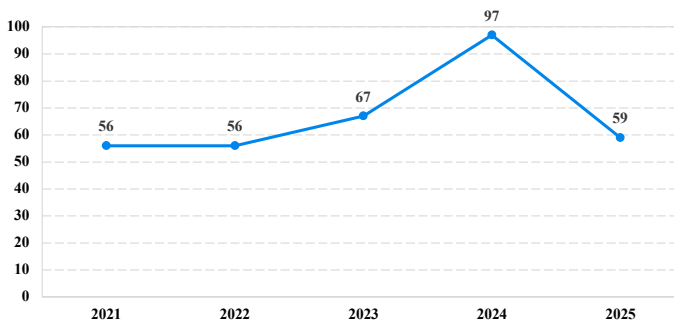
FINE ONLY

FINE ONLY	0	0	0	0	0	0	0	0	0
------------------	----------	----------	----------	----------	----------	----------	----------	----------	----------

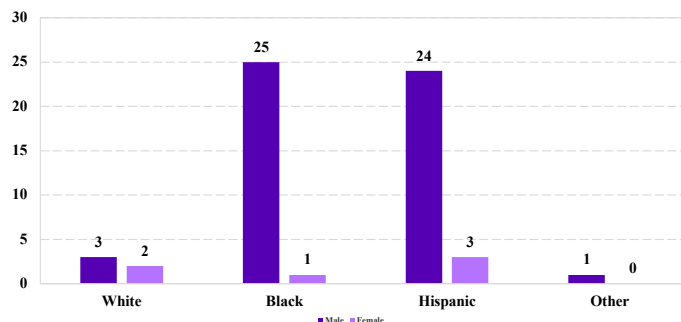
Cases with indeterminable sentence terms are excluded from the calculation of the Mean Sentence or Median Sentence category. Sentences greater than 470 months and probation were included in the sentence average computations as 470 months and zero months, respectively. Cases in the Total Receiving Imprisonment, Total Receiving Probation, and Fine Only categories total 100 percent of all cases. Cases missing information required for a specific analysis were excluded from that analysis. Descriptions of variables used in this analysis are provided in Appendix A.

SOURCE: U.S. Sentencing Commission, 2021 - 2025 Datafiles, USSCFY21 - USSCFY25.

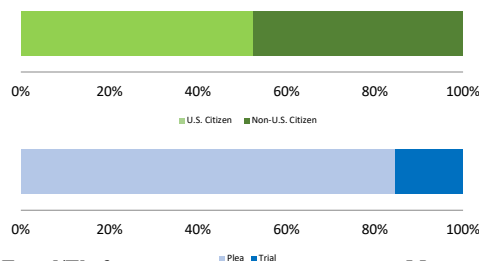
Number of Sentenced Individuals Over Time



Race and Gender



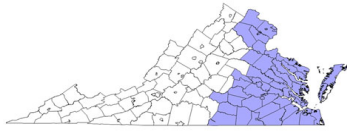
Citizenship, Guilty Pleas, and Trials



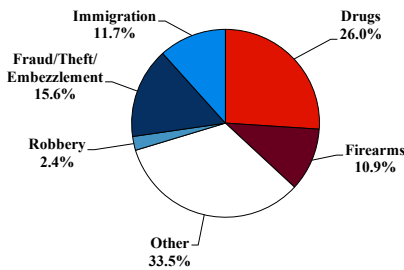
District at a Glance

Eastern District of Virginia

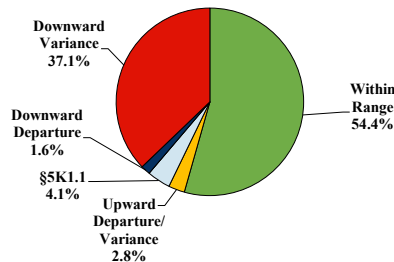
Fiscal Year 2025



Type of Crime



Sentence Imposed Relative to the Guideline Range



SENTENCING INFORMATION BY TYPE OF CRIME

	TOTAL	Immigration	Drug Trafficking	Firearms	Fraud/Theft /Embezzle	Robbery	Child Porn	Money Laundering	All Other
Total	884	103	227	96	138	21	31	20	248
Mean Sentence (months)	63	6	109	59	28	131	108	62	55
Median Sentence (months)	27	3	90	48	21	108	72	39	0

IMPRISONMENT

	TOTAL	Immigration	Drug Trafficking	Firearms	Fraud/Theft /Embezzle	Robbery	Child Porn	Money Laundering	All Other
Total Receiving Imprisonment	709	102	223	93	120	21	31	18	101
Prison Only	692	102	217	92	116	20	31	17	97
Up to 12 Months	146	79	6	3	33	0	1	1	23
13 to 60 Months	250	23	56	61	65	0	12	7	26
61 to 120 Months	147	0	76	20	16	10	11	7	7
Over 120 Months	149	0	79	8	2	10	7	2	41
Prison and Alternatives	17	0	6	1	4	1	0	1	4

PROBATION

	TOTAL	Immigration	Drug Trafficking	Firearms	Fraud/Theft /Embezzle	Robbery	Child Porn	Money Laundering	All Other
Total Receiving Probation	137	1	4	3	17	0	0	2	110
Probation Only	121	1	3	1	11	0	0	2	103
Probation and Alternatives	16	0	1	2	6	0	0	0	7

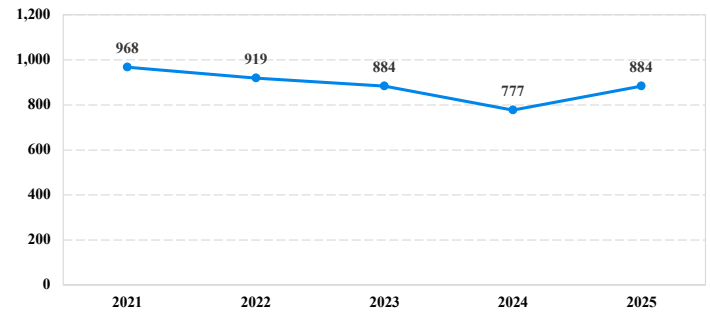
FINE ONLY

	TOTAL	Immigration	Drug Trafficking	Firearms	Fraud/Theft /Embezzle	Robbery	Child Porn	Money Laundering	All Other
Total	38	0	0	0	1	0	0	0	37

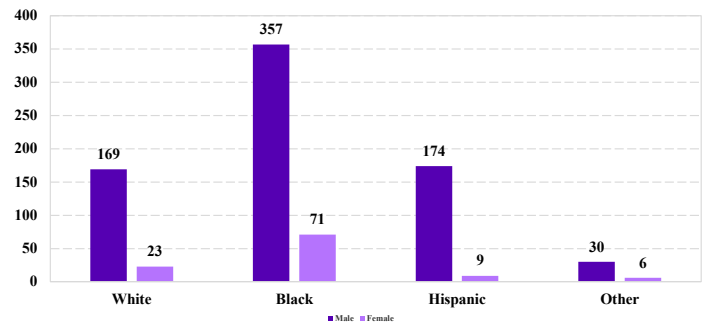
Cases with indeterminable sentence terms are excluded from the calculation of the Mean Sentence or Median Sentence category. Sentences greater than 470 months and probation were included in the sentence average computations as 470 months and zero months, respectively. Cases in the Total Receiving Imprisonment, Total Receiving Probation, and Fine Only categories total 100 percent of all cases. Cases missing information required for a specific analysis were excluded from that analysis. Descriptions of variables used in this analysis are provided in Appendix A.

SOURCE: U.S. Sentencing Commission, 2021 - 2025 Datafiles, USSCFY21 - USSCFY25.

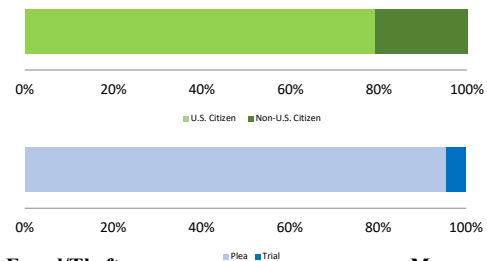
Number of Sentenced Individuals Over Time



Race and Gender



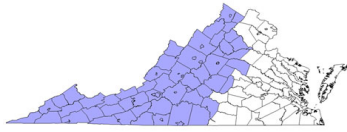
Citizenship, Guilty Pleas, and Trials



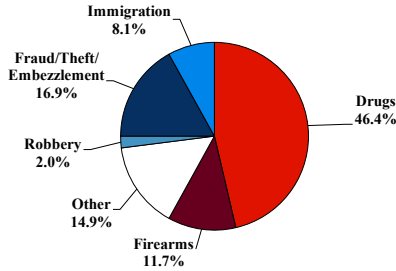
District at a Glance

Western District of Virginia

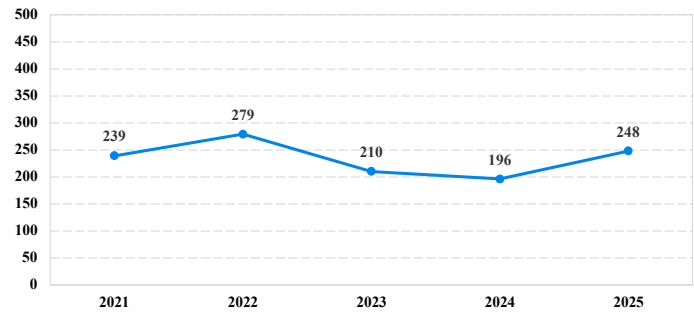
Fiscal Year 2025



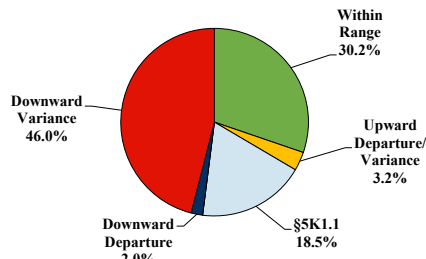
Type of Crime



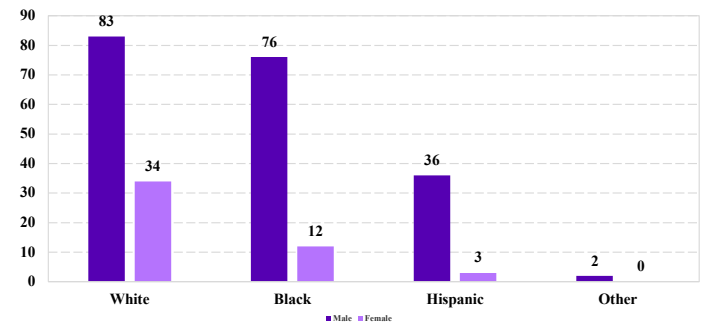
Number of Sentenced Individuals Over Time



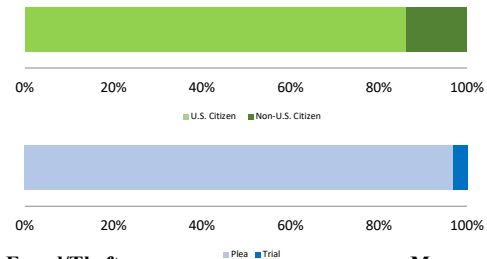
Sentence Imposed Relative to the Guideline Range



Race and Gender



Citizenship, Guilty Pleas, and Trials



SENTENCING INFORMATION BY TYPE OF CRIME

	TOTAL	Immigration	Drug Trafficking	Firearms	Fraud/Theft /Embezzle	Robbery	Child Porn	Money Laundering	All Other
Total	248	20	114	29	42	5	3	1	34
Mean Sentence (months)	62	4	83	34	16	60	130	--	101
Median Sentence (months)	36	0	78	29	15	30	120	--	21

IMPRISONMENT

Total Receiving Imprisonment	225	19	114	26	33	5	3	0	25
Prison Only	220	19	114	24	30	5	3	0	25
Up to 12 Months	35	16	6	5	4	0	0	0	4
13 to 60 Months	94	3	37	15	26	3	1	0	9
61 to 120 Months	60	0	51	4	0	1	1	0	3
Over 120 Months	31	0	20	0	0	1	1	0	9
Prison and Alternatives	5	0	0	2	3	0	0	0	0

PROBATION

Total Receiving Probation	23	1	0	3	9	0	0	1	9
Probation Only	22	1	0	2	9	0	0	1	9
Probation and Alternatives	1	0	0	1	0	0	0	0	0

FINE ONLY

Total	0	0	0	0	0	0	0	0	0
--------------	----------	----------	----------	----------	----------	----------	----------	----------	----------

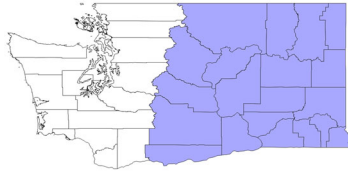
Cases with indeterminable sentence terms are excluded from the calculation of the Mean Sentence or Median Sentence category. Sentences greater than 470 months and probation were included in the sentence average computations as 470 months and zero months, respectively. Cases in the Total Receiving Imprisonment, Total Receiving Probation, and Fine Only categories total 100 percent of all cases. Cases missing information required for a specific analysis were excluded from that analysis. Descriptions of variables used in this analysis are provided in Appendix A.

SOURCE: U.S. Sentencing Commission, 2021 - 2025 Datafiles, USSCFY21 - USSCFY25.

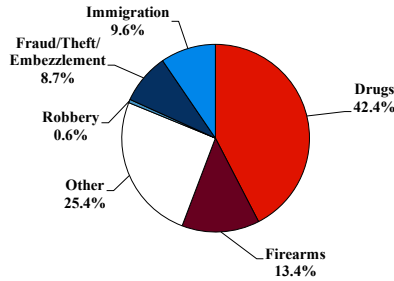
District at a Glance

Eastern District of Washington

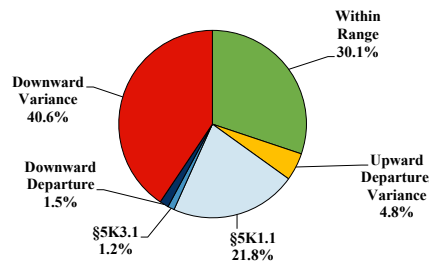
Fiscal Year 2025



Type of Crime



Sentence Imposed Relative to the Guideline Range



SENTENCING INFORMATION BY TYPE OF CRIME

	TOTAL	Immigration	Drug Trafficking	Firearms	Fraud/Theft/Embezzle	Robbery	Child Porn	Money Laundering	All Other
Total	335	32	141	45	29	2	13	2	71
Mean Sentence (months)	71	7	85	47	23	--	143	--	97
Median Sentence (months)	48	4	72	36	6	--	144	--	48

IMPRISONMENT

Total Receiving Imprisonment	318	32	141	43	19	2	13	2	66
Prison Only	306	32	138	39	18	2	12	2	63
Up to 12 Months	60	26	13	2	9	0	0	0	10
13 to 60 Months	120	6	48	25	7	1	4	1	28
61 to 120 Months	74	0	51	10	0	1	2	1	9
Over 120 Months	52	0	26	2	2	0	6	0	16
Prison and Alternatives	12	0	3	4	1	0	1	0	3

PROBATION

Total Receiving Probation	17	0	0	2	10	0	0	0	5
Probation Only	17	0	0	2	10	0	0	0	5
Probation and Alternatives	0	0	0	0	0	0	0	0	0

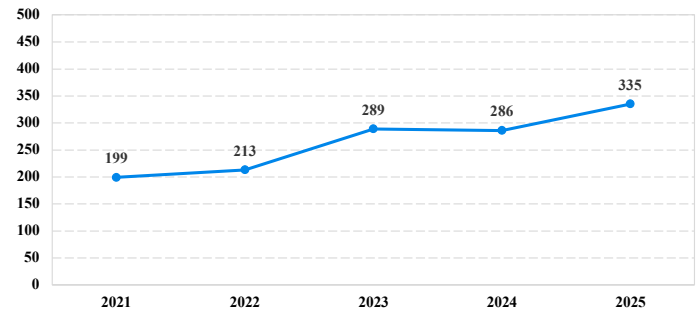
FINE ONLY

Total	0	0	0	0	0	0	0	0	0
--------------	----------	----------	----------	----------	----------	----------	----------	----------	----------

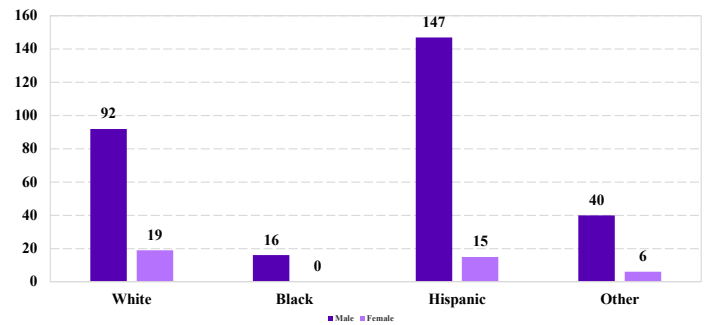
Cases with indeterminable sentence terms are excluded from the calculation of the Mean Sentence or Median Sentence category. Sentences greater than 470 months and probation were included in the sentence average computations as 470 months and zero months, respectively. Cases in the Total Receiving Imprisonment, Total Receiving Probation, and Fine Only categories total 100 percent of all cases. Cases missing information required for a specific analysis were excluded from that analysis. Descriptions of variables used in this analysis are provided in Appendix A.

SOURCE: U.S. Sentencing Commission, 2021 - 2025 Datafiles, USSCFY21 - USSCFY25.

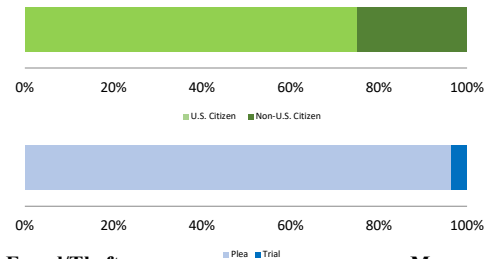
Number of Sentenced Individuals Over Time



Race and Gender



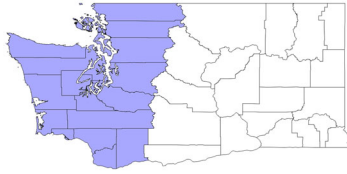
Citizenship, Guilty Pleas, and Trials



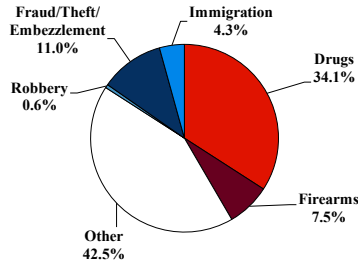
District at a Glance

Western District of Washington

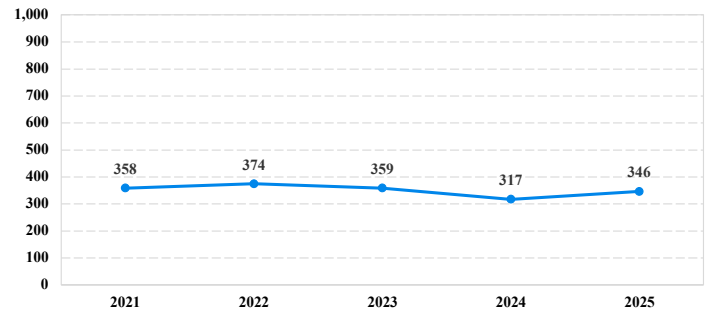
Fiscal Year 2025



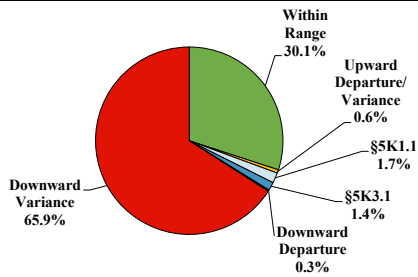
Type of Crime



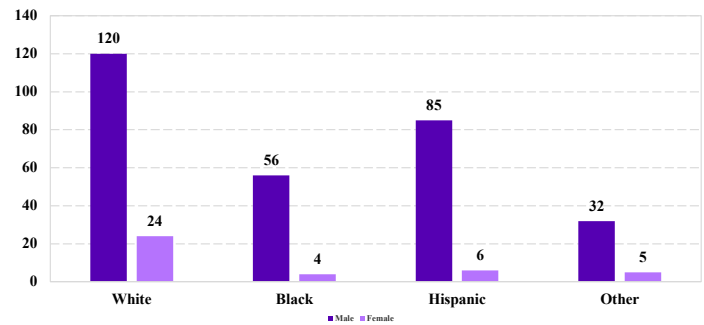
Number of Sentenced Individuals Over Time



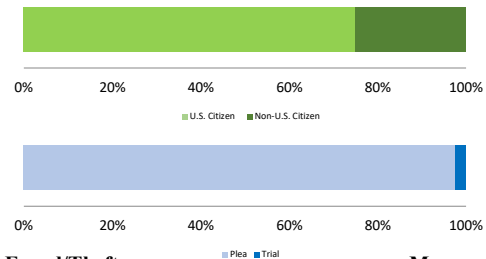
Sentence Imposed Relative to the Guideline Range



Race and Gender



Citizenship, Guilty Pleas, and Trials



SENTENCING INFORMATION BY TYPE OF CRIME

	TOTAL	Immigration	Drug Trafficking	Firearms	Fraud/Theft /Embezzle	Robbery	Child Porn	Money Laundering	All Other
Total	346	15	118	26	38	2	24	13	110
Mean Sentence (months)	48	5	63	25	21	--	79	87	41
Median Sentence (months)	28	3	60	21	12	--	71	60	0

IMPRISONMENT

	TOTAL	Immigration	Drug Trafficking	Firearms	Fraud/Theft /Embezzle	Robbery	Child Porn	Money Laundering	All Other
Total Receiving Imprisonment	277	15	117	21	29	2	24	12	57
Prison Only	265	15	110	19	29	2	24	12	54
Up to 12 Months	51	12	5	4	9	0	1	1	19
13 to 60 Months	112	3	51	13	17	0	10	5	13
61 to 120 Months	72	0	45	2	2	2	10	2	9
Over 120 Months	30	0	9	0	1	0	3	4	13
Prison and Alternatives	12	0	7	2	0	0	0	0	3

PROBATION

	TOTAL	Immigration	Drug Trafficking	Firearms	Fraud/Theft /Embezzle	Robbery	Child Porn	Money Laundering	All Other
Total Receiving Probation	27	0	1	5	9	0	0	1	11
Probation Only	23	0	0	5	9	0	0	1	8
Probation and Alternatives	4	0	1	0	0	0	0	0	3

FINE ONLY

	TOTAL	Immigration	Drug Trafficking	Firearms	Fraud/Theft /Embezzle	Robbery	Child Porn	Money Laundering	All Other
Total	42	0	0	0	0	0	0	0	42

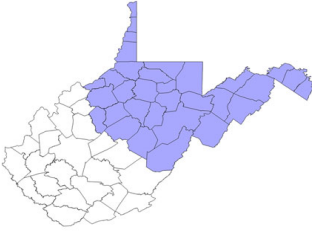
Cases with indeterminable sentence terms are excluded from the calculation of the Mean Sentence or Median Sentence category. Sentences greater than 470 months and probation were included in the sentence average computations as 470 months and zero months, respectively. Cases in the Total Receiving Imprisonment, Total Receiving Probation, and Fine Only categories total 100 percent of all cases. Cases missing information required for a specific analysis were excluded from that analysis. Descriptions of variables used in this analysis are provided in Appendix A.

SOURCE: U.S. Sentencing Commission, 2021 - 2025 Datafiles, USSCFY21 - USSCFY25.

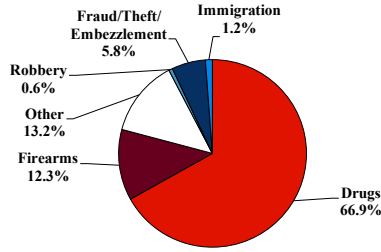
District at a Glance

Northern District of West Virginia

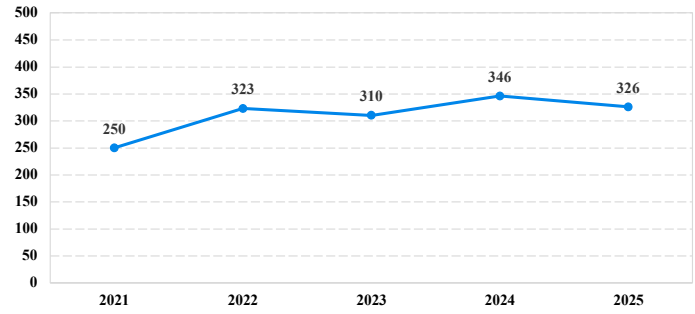
Fiscal Year 2025



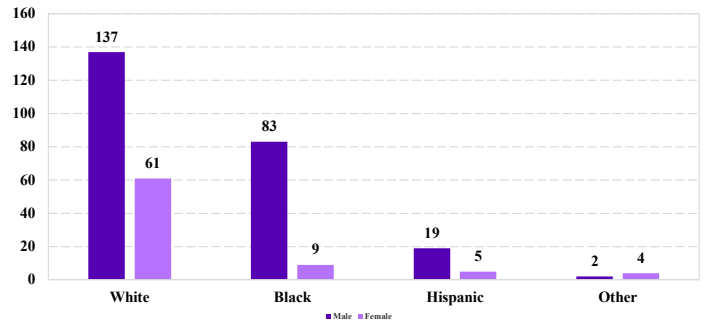
Type of Crime



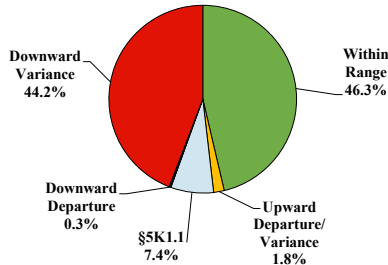
Number of Sentenced Individuals Over Time



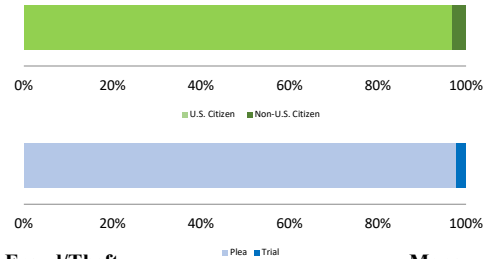
Race and Gender



Sentence Imposed Relative to the Guideline Range



Citizenship, Guilty Pleas, and Trials



SENTENCING INFORMATION BY TYPE OF CRIME

	TOTAL	Immigration	Drug Trafficking	Firearms	Fraud/Theft /Embezzle	Robbery	Child Porn	Money Laundering	All Other
Total	326	4	215	40	19	2	4	3	39
Mean Sentence (months)	57	8	68	36	17	--	110	23	42
Median Sentence (months)	33	10	50	27	12	--	99	18	16

IMPRISONMENT

	TOTAL	Immigration	Drug Trafficking	Firearms	Fraud/Theft /Embezzle	Robbery	Child Porn	Money Laundering	All Other
Total Receiving Imprisonment	244	4	156	31	14	2	3	3	31
Prison Only	242	4	155	30	14	2	3	3	31
Up to 12 Months	27	2	7	2	5	0	0	1	10
13 to 60 Months	100	2	53	21	8	0	0	2	14
61 to 120 Months	67	0	53	6	1	1	2	0	4
Over 120 Months	48	0	42	1	0	1	1	0	3
Prison and Alternatives	2	0	1	1	0	0	0	0	0

PROBATION

	TOTAL	Immigration	Drug Trafficking	Firearms	Fraud/Theft /Embezzle	Robbery	Child Porn	Money Laundering	All Other
Total Receiving Probation	81	0	59	9	5	0	1	0	7
Probation Only	80	0	58	9	5	0	1	0	7
Probation and Alternatives	1	0	1	0	0	0	0	0	0

FINE ONLY

	TOTAL	Immigration	Drug Trafficking	Firearms	Fraud/Theft /Embezzle	Robbery	Child Porn	Money Laundering	All Other
Total	1	0	0	0	0	0	0	0	1

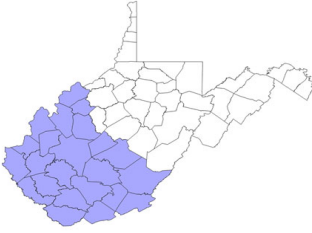
Cases with indeterminable sentence terms are excluded from the calculation of the Mean Sentence or Median Sentence category. Sentences greater than 470 months and probation were included in the sentence average computations as 470 months and zero months, respectively. Cases in the Total Receiving Imprisonment, Total Receiving Probation, and Fine Only categories total 100 percent of all cases. Cases missing information required for a specific analysis were excluded from that analysis. Descriptions of variables used in this analysis are provided in Appendix A.

SOURCE: U.S. Sentencing Commission, 2021 - 2025 Datafiles, USSCFY21 - USSCFY25.

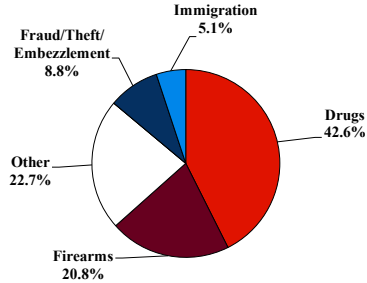
District at a Glance

Southern District of West Virginia

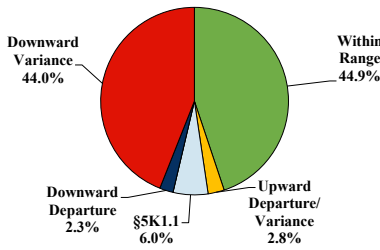
Fiscal Year 2025



Type of Crime



Sentence Imposed Relative to the Guideline Range



SENTENCING INFORMATION BY TYPE OF CRIME

	TOTAL	Immigration	Drug Trafficking	Firearms	Fraud/Theft /Embezzle	Robbery	Child Porn	Money Laundering	All Other
Total	216	11	92	45	19	0	5	6	38
Mean Sentence (months)	62	6	78	43	10	--	73	5	96
Median Sentence (months)	36	3	70	35	4	--	84	3	24

IMPRISONMENT

Total Receiving Imprisonment	177	8	81	41	8	0	5	2	32
Prison Only	172	8	80	40	6	0	5	2	31
Up to 12 Months	19	7	3	2	2	0	1	1	3
13 to 60 Months	79	1	29	30	3	0	1	1	14
61 to 120 Months	46	0	32	7	1	0	3	0	3
Over 120 Months	28	0	16	1	0	0	0	0	11
Prison and Alternatives	5	0	1	1	2	0	0	0	1

PROBATION

Total Receiving Probation	39	3	11	4	11	0	0	4	6
Probation Only	29	3	8	3	7	0	0	3	5
Probation and Alternatives	10	0	3	1	4	0	0	1	1

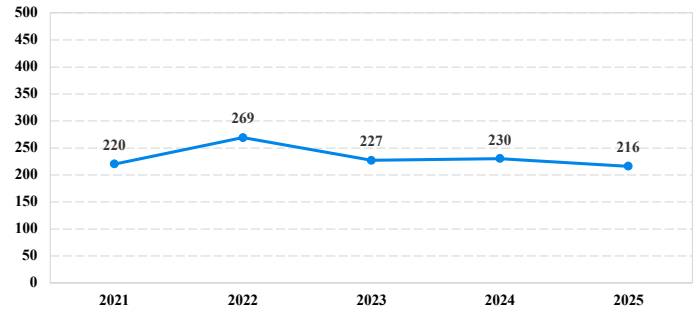
FINE ONLY

Total	0	0	0	0	0	0	0	0	0
--------------	----------	----------	----------	----------	----------	----------	----------	----------	----------

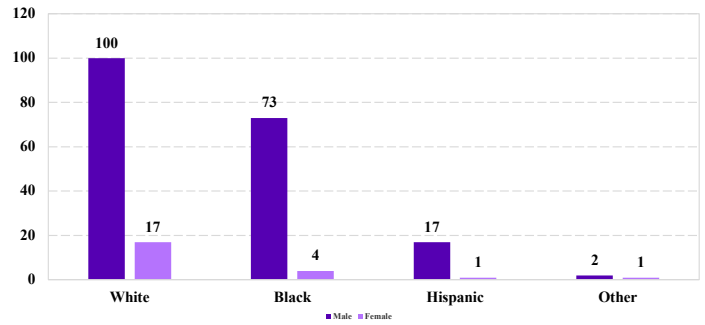
Cases with indeterminable sentence terms are excluded from the calculation of the Mean Sentence or Median Sentence category. Sentences greater than 470 months and probation were included in the sentence average computations as 470 months and zero months, respectively. Cases in the Total Receiving Imprisonment, Total Receiving Probation, and Fine Only categories total 100 percent of all cases. Cases missing information required for a specific analysis were excluded from that analysis. Descriptions of variables used in this analysis are provided in Appendix A.

SOURCE: U.S. Sentencing Commission, 2021 - 2025 Datafiles, USSCFY21 - USSCFY25.

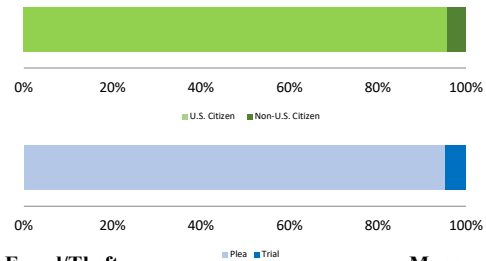
Number of Sentenced Individuals Over Time



Race and Gender



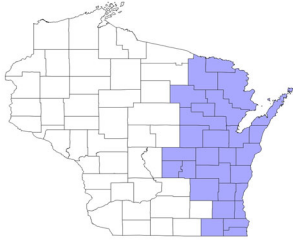
Citizenship, Guilty Pleas, and Trials



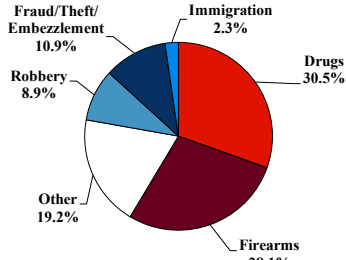
District at a Glance

Eastern District of Wisconsin

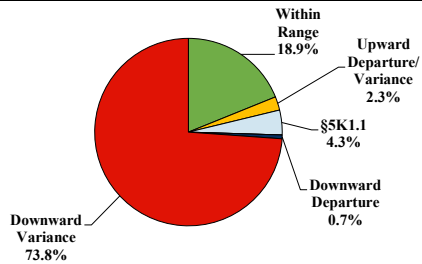
Fiscal Year 2025



Type of Crime



Sentence Imposed Relative to the Guideline Range



SENTENCING INFORMATION BY TYPE OF CRIME

	TOTAL	Immigration	Drug Trafficking	Firearms	Fraud/Theft /Embezzle	Robbery	Child Porn	Money Laundering	All Other
Total	302	7	91	85	33	27	8	10	41
Mean Sentence (months)	49	8	55	38	25	83	102	30	60
Median Sentence (months)	36	5	60	32	28	74	69	15	15

IMPRISONMENT

Total Receiving Imprisonment	258	7	81	67	26	27	7	8	35
Prison Only	256	7	79	67	26	27	7	8	35
Up to 12 Months	40	5	10	5	3	0	1	3	13
13 to 60 Months	134	2	35	47	23	9	2	4	12
61 to 120 Months	62	0	27	14	0	14	2	1	4
Over 120 Months	20	0	7	1	0	4	2	0	6
Prison and Alternatives	2	0	2	0	0	0	0	0	0

PROBATION

Total Receiving Probation	44	0	10	18	7	0	1	2	6
Probation Only	39	0	8	17	7	0	1	2	4
Probation and Alternatives	5	0	2	1	0	0	0	0	2

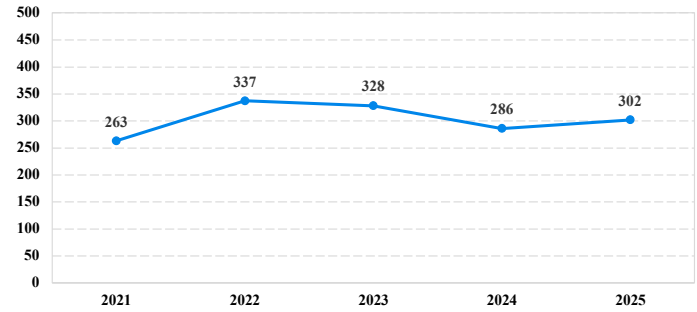
FINE ONLY

Total	0	0	0	0	0	0	0	0	0
--------------	----------	----------	----------	----------	----------	----------	----------	----------	----------

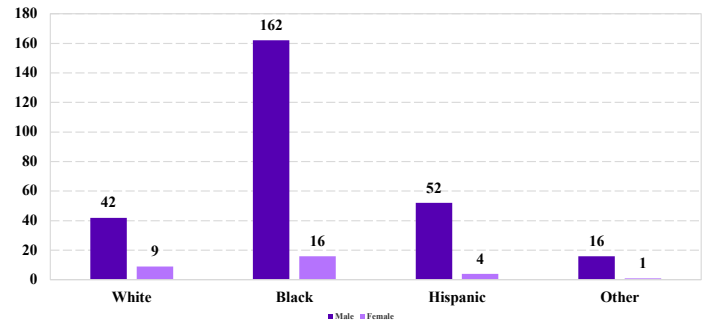
Cases with indeterminable sentence terms are excluded from the calculation of the Mean Sentence or Median Sentence category. Sentences greater than 470 months and probation were included in the sentence average computations as 470 months and zero months, respectively. Cases in the Total Receiving Imprisonment, Total Receiving Probation, and Fine Only categories total 100 percent of all cases. Cases missing information required for a specific analysis were excluded from that analysis. Descriptions of variables used in this analysis are provided in Appendix A.

SOURCE: U.S. Sentencing Commission, 2021 - 2025 Datafiles, USSCFY21 - USSCFY25.

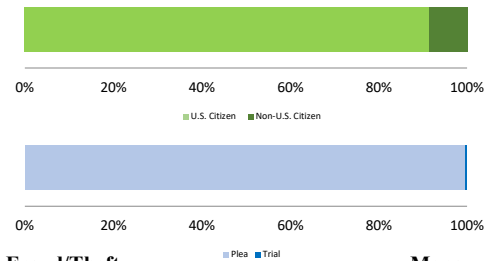
Number of Sentenced Individuals Over Time



Race and Gender



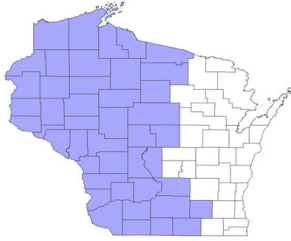
Citizenship, Guilty Pleas, and Trials



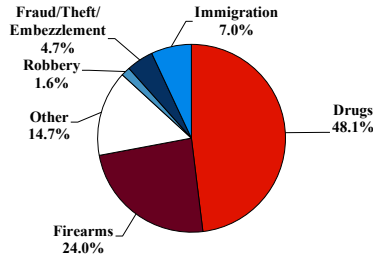
District at a Glance

Western District of Wisconsin

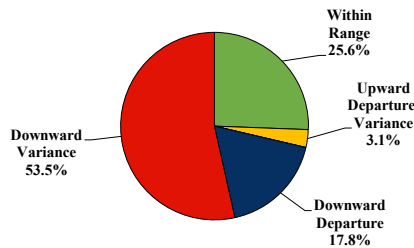
Fiscal Year 2025



Type of Crime



Sentence Imposed Relative to the Guideline Range



SENTENCING INFORMATION BY TYPE OF CRIME

	TOTAL	Immigration	Drug Trafficking	Firearms	Fraud/Theft /Embezzle	Robbery	Child Porn	Money Laundering	All Other
Total	129	9	62	31	6	2	4	2	13
Mean Sentence (months)	70	10	87	46	27	--	91	--	101
Median Sentence (months)	66	8	85	36	18	--	98	--	60

IMPRISONMENT

	TOTAL	Immigration	Drug Trafficking	Firearms	Fraud/Theft /Embezzle	Robbery	Child Porn	Money Laundering	All Other
Total Receiving Imprisonment	124	9	60	30	4	2	4	2	13
Prison Only	123	9	60	30	4	2	4	2	12
Up to 12 Months	11	6	0	3	1	0	0	1	0
13 to 60 Months	44	3	15	16	2	0	1	1	6
61 to 120 Months	52	0	34	11	1	2	3	0	1
Over 120 Months	16	0	11	0	0	0	0	0	5
Prison and Alternatives	1	0	0	0	0	0	0	0	1

PROBATION

	TOTAL	Immigration	Drug Trafficking	Firearms	Fraud/Theft /Embezzle	Robbery	Child Porn	Money Laundering	All Other
Total Receiving Probation	5	0	2	1	2	0	0	0	0
Probation Only	4	0	1	1	2	0	0	0	0
Probation and Alternatives	1	0	1	0	0	0	0	0	0

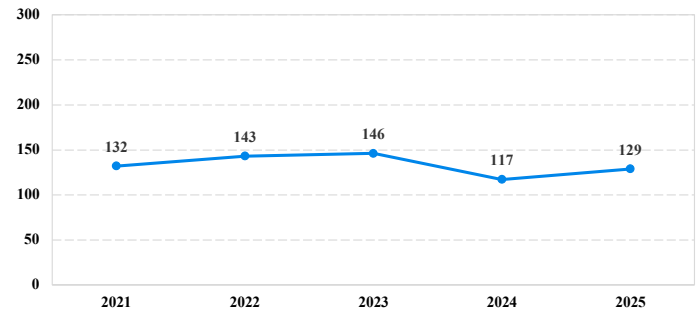
FINE ONLY

	TOTAL	Immigration	Drug Trafficking	Firearms	Fraud/Theft /Embezzle	Robbery	Child Porn	Money Laundering	All Other
Total	0	0	0	0	0	0	0	0	0

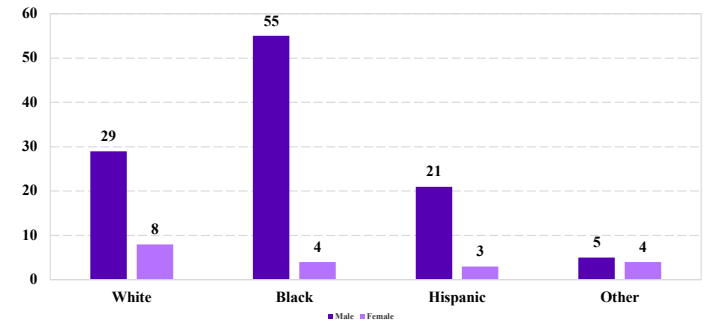
Cases with indeterminable sentence terms are excluded from the calculation of the Mean Sentence or Median Sentence category. Sentences greater than 470 months and probation were included in the sentence average computations as 470 months and zero months, respectively. Cases in the Total Receiving Imprisonment, Total Receiving Probation, and Fine Only categories total 100 percent of all cases. Cases missing information required for a specific analysis were excluded from that analysis. Descriptions of variables used in this analysis are provided in Appendix A.

SOURCE: U.S. Sentencing Commission, 2021 - 2025 Datafiles, USSCFY21 - USSCFY25.

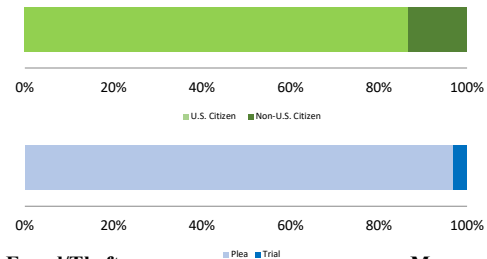
Number of Sentenced Individuals Over Time



Race and Gender



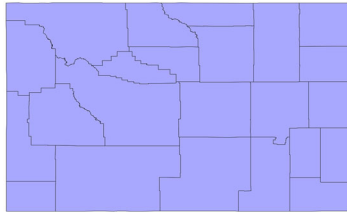
Citizenship, Guilty Pleas, and Trials



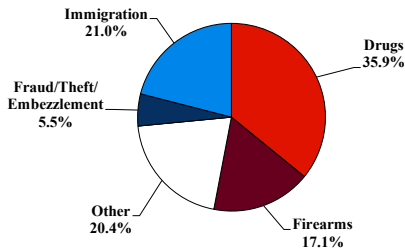
District at a Glance

District of Wyoming

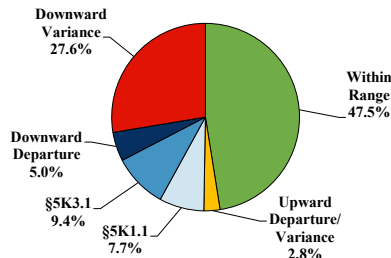
Fiscal Year 2025



Type of Crime



Sentence Imposed Relative to the Guideline Range



SENTENCING INFORMATION BY TYPE OF CRIME

	TOTAL	Immigration	Drug Trafficking	Firearms	Fraud/Theft /Embezzle	Robbery	Child Porn	Money Laundering	All Other
Total	181	38	65	31	10	0	5	0	32
Mean Sentence (months)	68	4	99	38	9	--	121	--	120
Median Sentence (months)	35	2	87	30	9	--	120	--	51

IMPRISONMENT

Total Receiving Imprisonment	171	38	65	29	6	0	5	0	28
Prison Only	166	38	62	29	6	0	5	0	26
Up to 12 Months	48	33	5	3	3	0	0	0	4
13 to 60 Months	52	5	13	23	3	0	0	0	8
61 to 120 Months	35	0	27	2	0	0	4	0	2
Over 120 Months	31	0	17	1	0	0	1	0	12
Prison and Alternatives	5	0	3	0	0	0	0	0	2

PROBATION

Total Receiving Probation	10	0	0	2	4	0	0	0	4
Probation Only	6	0	0	0	4	0	0	0	2
Probation and Alternatives	4	0	0	2	0	0	0	0	2

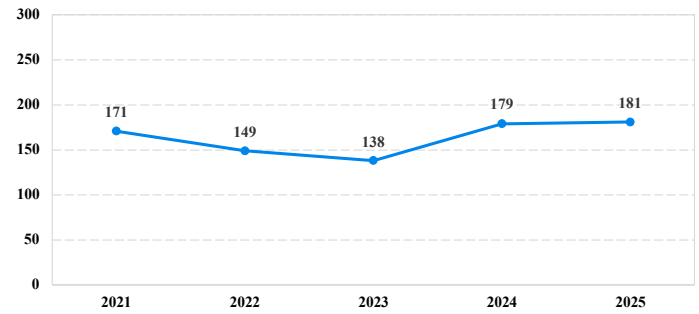
FINE ONLY

Total	0	0	0	0	0	0	0	0	0
--------------	----------	----------	----------	----------	----------	----------	----------	----------	----------

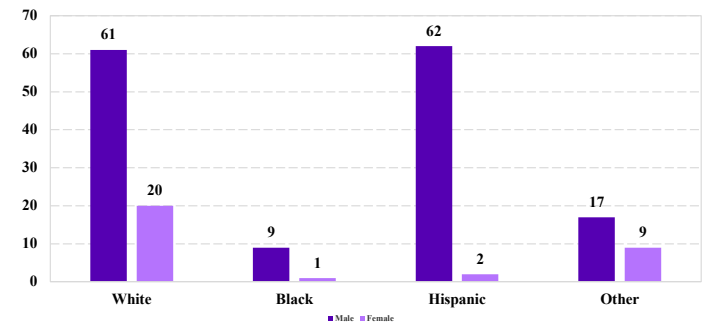
Cases with indeterminable sentence terms are excluded from the calculation of the Mean Sentence or Median Sentence category. Sentences greater than 470 months and probation were included in the sentence average computations as 470 months and zero months, respectively. Cases in the Total Receiving Imprisonment, Total Receiving Probation, and Fine Only categories total 100 percent of all cases. Cases missing information required for a specific analysis were excluded from that analysis. Descriptions of variables used in this analysis are provided in Appendix A.

SOURCE: U.S. Sentencing Commission, 2021 - 2025 Datafiles, USSCFY21 - USSCFY25.

Number of Sentenced Individuals Over Time



Race and Gender



Citizenship, Guilty Pleas, and Trials

