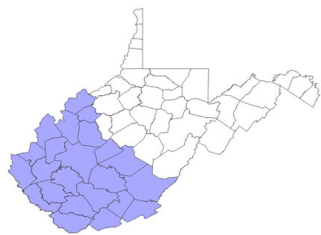


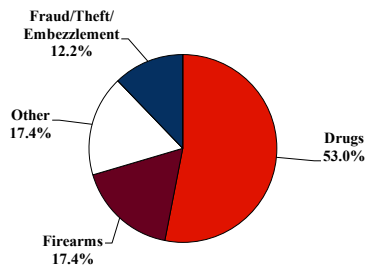
District at a Glance

Southern District of West Virginia

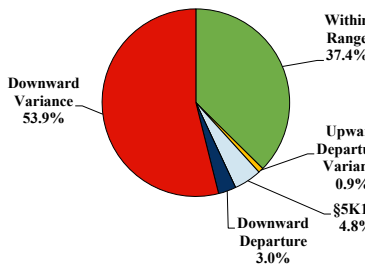
Fiscal Year 2024



Type of Crime



Sentence Imposed Relative to the Guideline Range



SENTENCING INFORMATION BY TYPE OF CRIME

	TOTAL	Immigration	Drug Trafficking	Firearms	Fraud/Theft /Embezzle	Robbery	Child Porn	Money Laundering	All Other
	230	0	122	40	28	0	9	1	30
Mean Sentence (months)	56	--	72	29	11	--	74	--	62
Median Sentence (months)	38	--	60	21	4	--	78	--	12

IMPRISONMENT

Total Receiving Imprisonment	187	0	111	31	12	0	9	1	23
Prison Only	184	0	111	30	11	0	9	1	22
Up to 12 Months	12	0	4	3	4	0	0	0	1
13 to 60 Months	93	0	47	23	7	0	3	1	12
61 to 120 Months	54	0	40	4	0	0	5	0	5
Over 120 Months	25	0	20	0	0	0	1	0	4
Prison and Alternatives	3	0	0	1	1	0	0	0	1

PROBATION

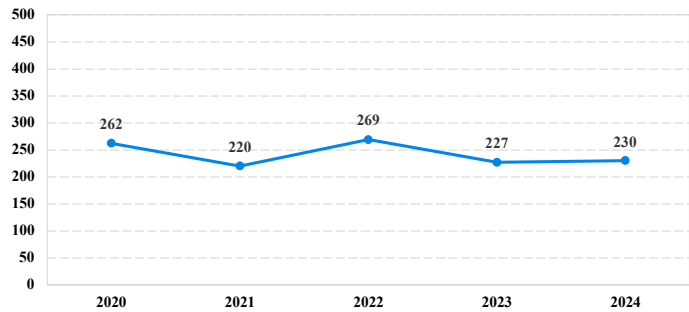
Total Receiving Probation	43	0	11	9	16	0	0	0	7
Probation Only	29	0	8	7	12	0	0	0	2
Probation and Alternatives	14	0	3	2	4	0	0	0	5

FINE ONLY	0	0	0	0	0	0	0	0	0
-----------	---	---	---	---	---	---	---	---	---

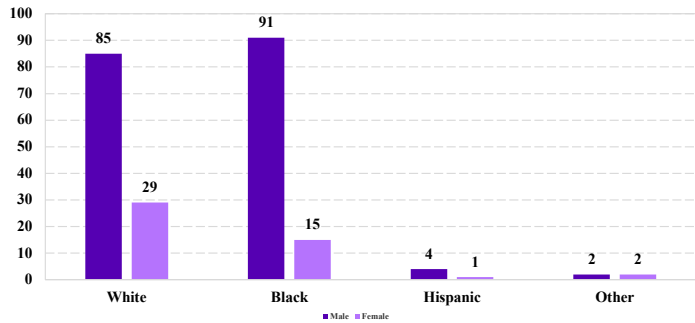
Cases with indeterminable sentence terms are excluded from the calculation of the Mean Sentence or Median Sentence category. Sentences greater than 470 months and probation were included in the sentence average computations as 470 months and zero months, respectively. Cases in the Total Receiving Imprisonment, Total Receiving Probation, and Fine Only categories total 100 percent of all cases. Cases missing information required for a specific analysis were excluded from that analysis. Descriptions of variables used in this analysis are provided in Appendix A.

SOURCE: U.S. Sentencing Commission, 2020 - 2024 Datafiles, USSCFY20 - USSCFY24.

Number of Sentenced Individuals Over Time



Race and Gender



Citizenship, Guilty Pleas, and Trials

