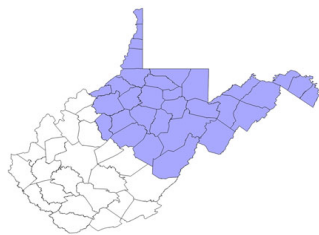


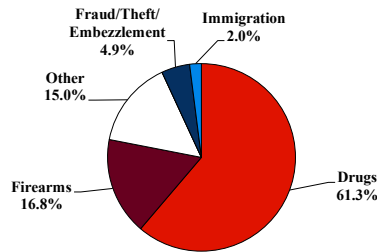
District at a Glance

Northern District of West Virginia

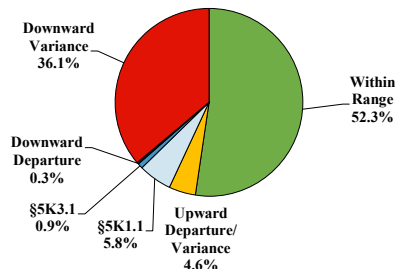
Fiscal Year 2024



Type of Crime



Sentence Imposed Relative to the Guideline Range



SENTENCING INFORMATION BY TYPE OF CRIME

	TOTAL	Immigration	Drug Trafficking	Firearms	Fraud/Theft /Embezzle	Robbery	Child Porn	Money Laundering	All Other
	346	7	210	58	17	0	4	1	49
Mean Sentence (months)	53	4	62	33	16	--	78	--	57
Median Sentence (months)	27	0	39	26	1	--	73	--	12

IMPRISONMENT

Total Receiving Imprisonment	265	6	163	39	10	0	4	1	42
Prison Only	265	6	163	39	10	0	4	1	42
Up to 12 Months	48	6	17	2	4	0	0	0	19
13 to 60 Months	110	0	64	27	5	0	1	0	13
61 to 120 Months	63	0	47	10	0	0	2	1	3
Over 120 Months	44	0	35	0	1	0	1	0	7
Prison and Alternatives	0	0	0	0	0	0	0	0	0

PROBATION

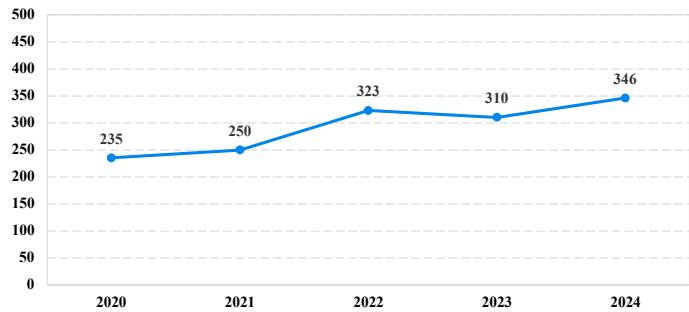
Total Receiving Probation	81	1	47	19	7	0	0	0	7
Probation Only	77	1	45	18	7	0	0	0	6
Probation and Alternatives	4	0	2	1	0	0	0	0	1

FINE ONLY	0	0	0	0	0	0	0	0	0
-----------	---	---	---	---	---	---	---	---	---

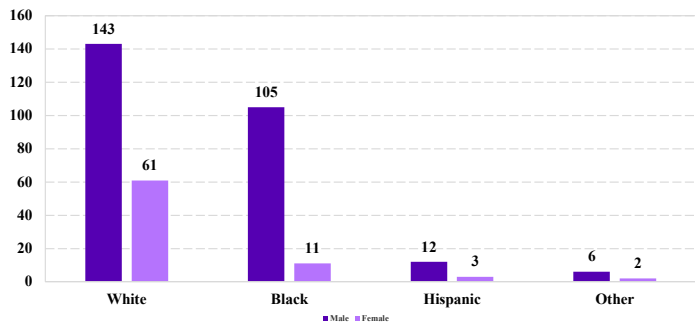
Cases with indeterminable sentence terms are excluded from the calculation of the Mean Sentence or Median Sentence category. Sentences greater than 470 months and probation were included in the sentence average computations as 470 months and zero months, respectively. Cases in the Total Receiving Imprisonment, Total Receiving Probation, and Fine Only categories total 100 percent of all cases. Cases missing information required for a specific analysis were excluded from that analysis. Descriptions of variables used in this analysis are provided in Appendix A.

SOURCE: U.S. Sentencing Commission, 2020 - 2024 Datafiles, USSCFY20 - USSCFY24.

Number of Sentenced Individuals Over Time



Race and Gender



Citizenship, Guilty Pleas, and Trials

