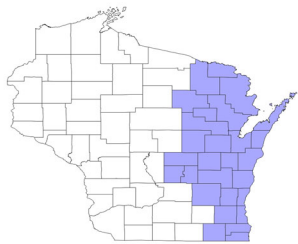


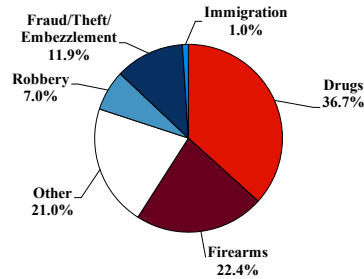
District at a Glance

Eastern District of Wisconsin

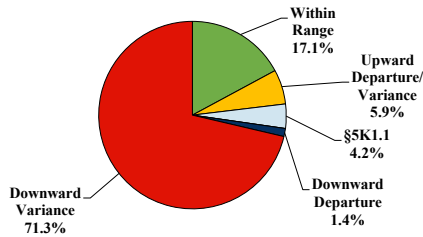
Fiscal Year 2024



Type of Crime



Sentence Imposed Relative to the Guideline Range



SENTENCING INFORMATION BY TYPE OF CRIME

	TOTAL	Immigration	Drug Trafficking	Firearms	Fraud/Theft /Embezzle	Robbery	Child Porn	Money Laundering	All Other
	286	3	105	64	34	20	18	12	30
Mean Sentence (months)	65	2	70	42	24	107	122	36	99
Median Sentence (months)	48	0	66	30	13	105	120	12	41

IMPRISONMENT

Total Receiving Imprisonment	256	3	102	53	27	20	18	8	25
Prison Only	255	3	101	53	27	20	18	8	25
Up to 12 Months	32	3	10	8	6	0	0	1	4
13 to 60 Months	108	0	37	33	19	2	4	4	9
61 to 120 Months	74	0	41	8	1	14	6	2	2
Over 120 Months	41	0	13	4	1	4	8	1	10
Prison and Alternatives	1	0	1	0	0	0	0	0	0

PROBATION

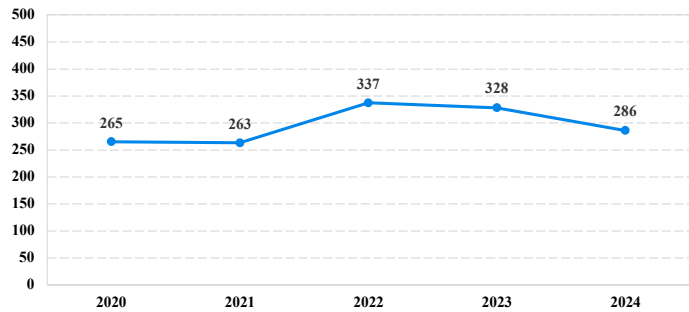
Total Receiving Probation	30	0	3	11	7	0	0	4	5
Probation Only	29	0	3	11	7	0	0	4	4
Probation and Alternatives	1	0	0	0	0	0	0	0	1

FINE ONLY	0	0	0	0	0	0	0	0	0
-----------	---	---	---	---	---	---	---	---	---

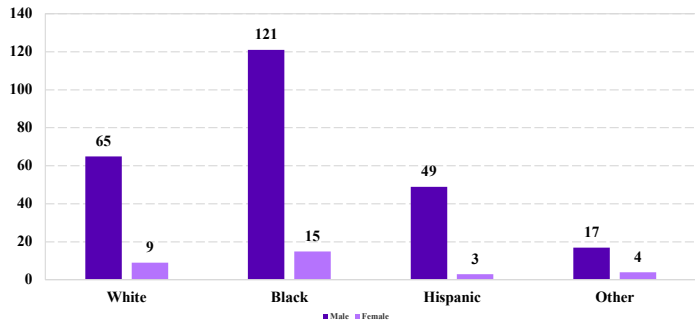
Cases with indeterminable sentence terms are excluded from the calculation of the Mean Sentence or Median Sentence category. Sentences greater than 470 months and probation were included in the sentence average computations as 470 months and zero months, respectively. Cases in the Total Receiving Imprisonment, Total Receiving Probation, and Fine Only categories total 100 percent of all cases. Cases missing information required for a specific analysis were excluded from that analysis. Descriptions of variables used in this analysis are provided in Appendix A.

SOURCE: U.S. Sentencing Commission, 2020 - 2024 Datafiles, USSCFY20 - USSCFY24.

Number of Sentenced Individuals Over Time



Race and Gender



Citizenship, Guilty Pleas, and Trials

