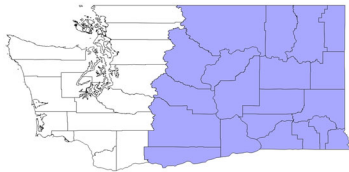


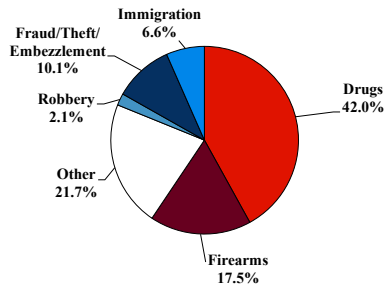
# District at a Glance

## Eastern District of Washington

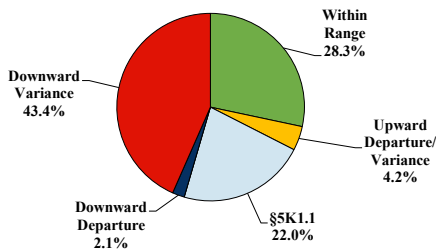
### Fiscal Year 2024



Type of Crime



Sentence Imposed Relative to the Guideline Range



SENTENCING INFORMATION BY TYPE OF CRIME

	TOTAL	Immigration	Drug Trafficking	Firearms	Fraud/Theft /Embezzle	Robbery	Child Porn	Money Laundering	All Other
	286	19	120	50	29	6	14	0	48
Mean Sentence (months)	64	6	81	35	8	136	93	--	92
Median Sentence (months)	39	4	60	30	2	117	63	--	40

IMPRISONMENT

Total Receiving Imprisonment	272	19	117	46	23	6	14	0	47
Prison Only	264	19	115	43	23	4	14	0	46
Up to 12 Months	60	15	13	6	14	0	0	0	12
13 to 60 Months	111	4	45	29	9	1	7	0	16
61 to 120 Months	49	0	31	8	0	0	4	0	6
Over 120 Months	44	0	26	0	0	3	3	0	12
Prison and Alternatives	8	0	2	3	0	2	0	0	1

PROBATION

Total Receiving Probation	14	0	3	4	6	0	0	0	1
Probation Only	14	0	3	4	6	0	0	0	1
Probation and Alternatives	0	0	0	0	0	0	0	0	0

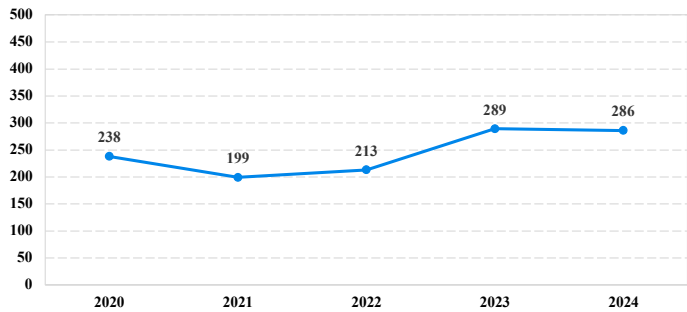
FINE ONLY

	0	0	0	0	0	0	0	0	0
--	---	---	---	---	---	---	---	---	---

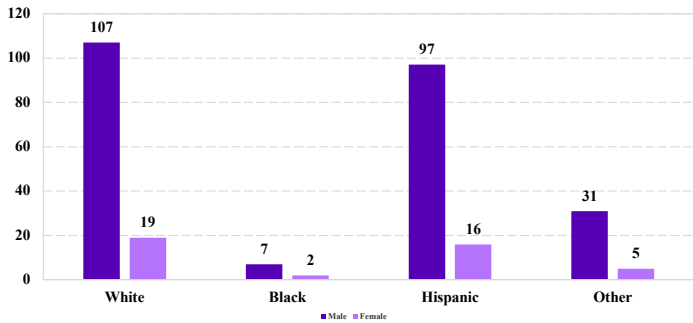
Cases with indeterminable sentence terms are excluded from the calculation of the Mean Sentence or Median Sentence category. Sentences greater than 470 months and probation were included in the sentence average computations as 470 months and zero months, respectively. Cases in the Total Receiving Imprisonment, Total Receiving Probation, and Fine Only categories total 100 percent of all cases. Cases missing information required for a specific analysis were excluded from that analysis. Descriptions of variables used in this analysis are provided in Appendix A.

SOURCE: U.S. Sentencing Commission, 2020 - 2024 Datafiles, USSCFY20 - USSCFY24.

Number of Sentenced Individuals Over Time



Race and Gender



Citizenship, Guilty Pleas, and Trials

