

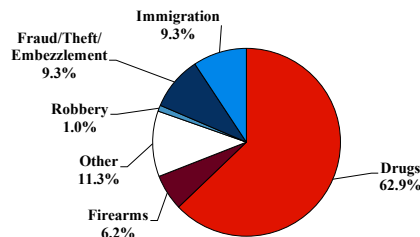
District at a Glance

Virgin Islands

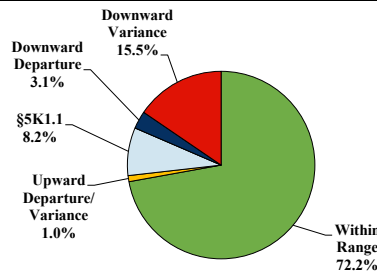
Fiscal Year 2024



Type of Crime



Sentence Imposed Relative to the Guideline Range



SENTENCING INFORMATION BY TYPE OF CRIME

	TOTAL	Immigration	Drug Trafficking	Firearms	Fraud/Theft /Embezzle	Robbery	Child Porn	Money Laundering	All Other
	97	9	61	6	9	1	1	2	8
Mean Sentence (months)	65	3	61	39	11	--	--	--	216
Median Sentence (months)	48	0	57	35	9	--	--	--	159

IMPRISONMENT

Total Receiving Imprisonment	83	9	57	5	3	1	1	2	5
Prison Only	82	9	56	5	3	1	1	2	5
Up to 12 Months	9	8	0	1	0	0	0	0	0
13 to 60 Months	39	1	29	3	3	0	0	2	1
61 to 120 Months	27	0	25	1	0	1	0	0	0
Over 120 Months	7	0	2	0	0	0	1	0	4
Prison and Alternatives	1	0	1	0	0	0	0	0	0

PROBATION

Total Receiving Probation	14	0	4	1	6	0	0	0	3
Probation Only	8	0	1	1	3	0	0	0	3
Probation and Alternatives	6	0	3	0	3	0	0	0	0

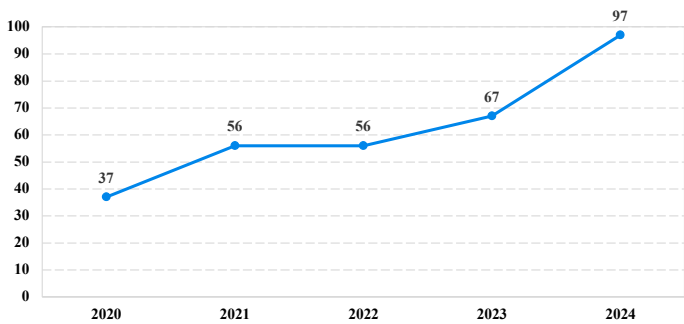
FINE ONLY

	0	0	0	0	0	0	0	0	0
--	---	---	---	---	---	---	---	---	---

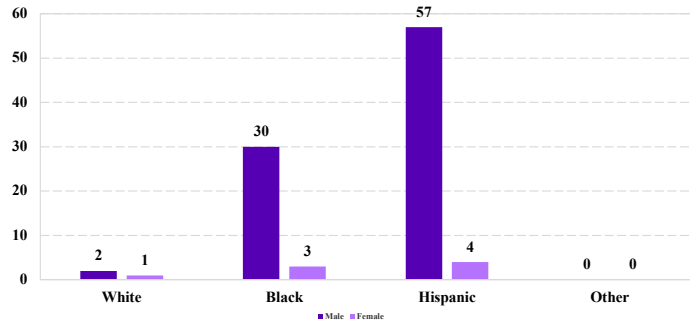
Cases with indeterminable sentence terms are excluded from the calculation of the Mean Sentence or Median Sentence category. Sentences greater than 470 months and probation were included in the sentence average computations as 470 months and zero months, respectively. Cases in the Total Receiving Imprisonment, Total Receiving Probation, and Fine Only categories total 100 percent of all cases. Cases missing information required for a specific analysis were excluded from that analysis. Descriptions of variables used in this analysis are provided in Appendix A.

SOURCE: U.S. Sentencing Commission, 2020 - 2024 Datafiles, USSCFY20 - USSCFY24.

Number of Sentenced Individuals Over Time



Race and Gender



Citizenship, Guilty Pleas, and Trials

