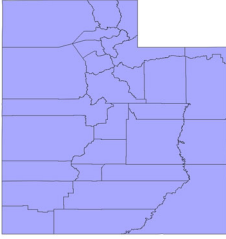


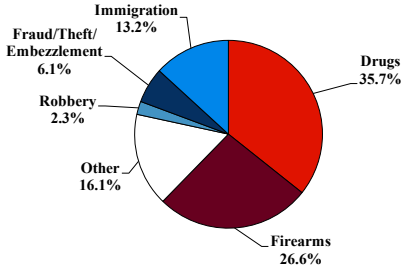
District at a Glance

District of Utah

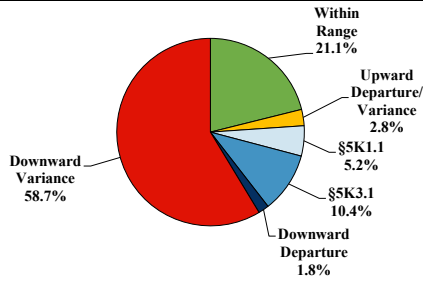
Fiscal Year 2024



Type of Crime



Sentence Imposed Relative to the Guideline Range



SENTENCING INFORMATION BY TYPE OF CRIME

	TOTAL	Immigration	Drug Trafficking	Firearms	Fraud/Theft /Embezzle	Robbery	Child Porn	Money Laundering	All Other
	653	86	232	174	40	15	18	19	69
Mean Sentence (months)	37	6	46	30	20	52	111	37	51
Median Sentence (months)	30	4	42	30	16	51	114	18	15

IMPRISONMENT

Total Receiving Imprisonment	557	62	207	153	28	14	18	14	61
Prison Only	555	62	207	153	28	14	18	14	59
Up to 12 Months	100	42	12	20	5	2	0	1	18
13 to 60 Months	348	20	144	119	21	7	3	10	24
61 to 120 Months	89	0	45	14	2	4	12	2	10
Over 120 Months	18	0	6	0	0	1	3	1	7
Prison and Alternatives	2	0	0	0	0	0	0	0	2

PROBATION

Total Receiving Probation	96	24	25	21	12	1	0	5	8
Probation Only	85	24	23	19	7	1	0	5	6
Probation and Alternatives	11	0	2	2	5	0	0	0	2

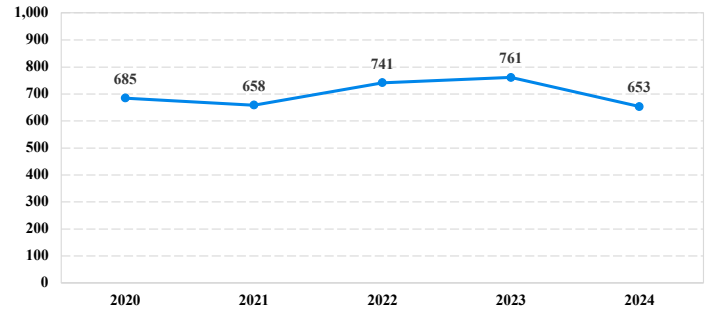
FINE ONLY

FINE ONLY	0	0	0	0	0	0	0	0	0
------------------	----------	----------	----------	----------	----------	----------	----------	----------	----------

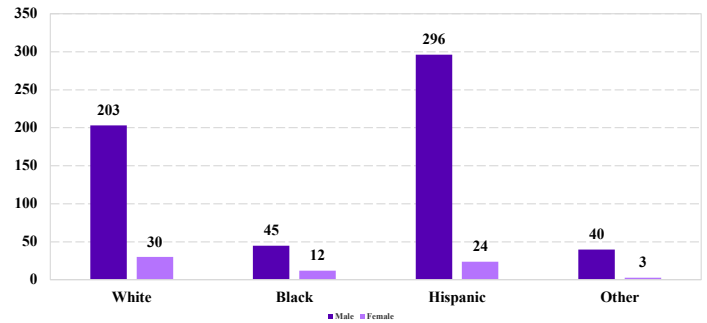
Cases with indeterminable sentence terms are excluded from the calculation of the Mean Sentence or Median Sentence category. Sentences greater than 470 months and probation were included in the sentence average computations as 470 months and zero months, respectively. Cases in the Total Receiving Imprisonment, Total Receiving Probation, and Fine Only categories total 100 percent of all cases. Cases missing information required for a specific analysis were excluded from that analysis. Descriptions of variables used in this analysis are provided in Appendix A.

SOURCE: U.S. Sentencing Commission, 2020 - 2024 Datafiles, USSCFY20 - USSCFY24.

Number of Sentenced Individuals Over Time



Race and Gender



Citizenship, Guilty Pleas, and Trials

