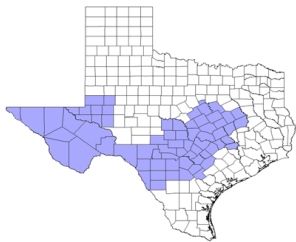


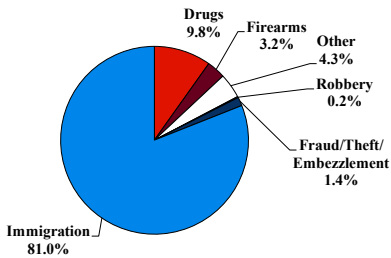
# District at a Glance

## Western District of Texas

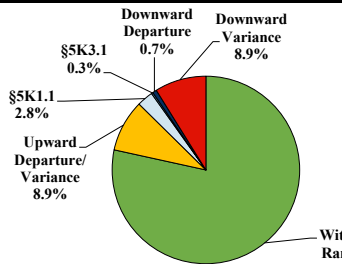
### Fiscal Year 2024



Type of Crime



Sentence Imposed Relative to the Guideline Range



SENTENCING INFORMATION BY TYPE OF CRIME

	TOTAL	Immigration	Drug Trafficking	Firearms	Fraud/Theft /Embezzle	Robbery	Child Porn	Money Laundering	All Other
	8,035	6,512	782	256	116	17	35	33	284
Mean Sentence (months)	24	13	92	44	20	116	120	25	49
Median Sentence (months)	10	8	66	37	2	102	97	12	12

IMPRISONMENT

Total Receiving Imprisonment	7,276	5,893	765	244	77	17	35	26	219
Prison Only	7,121	5,813	708	237	76	17	34	26	210
Up to 12 Months	3,614	3,447	28	19	38	1	0	9	72
13 to 60 Months	2,887	2,275	312	162	30	2	7	14	85
61 to 120 Months	347	78	177	46	5	9	16	1	15
Over 120 Months	273	13	191	10	3	5	11	2	38
Prison and Alternatives	155	80	57	7	1	0	1	0	9

PROBATION

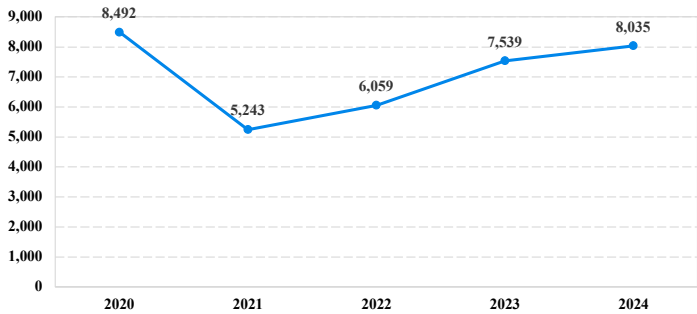
Total Receiving Probation	759	619	17	12	39	0	0	7	65
Probation Only	715	584	14	11	37	0	0	6	63
Probation and Alternatives	44	35	3	1	2	0	0	1	2

FINE ONLY	0	0	0	0	0	0	0	0	0
-----------	---	---	---	---	---	---	---	---	---

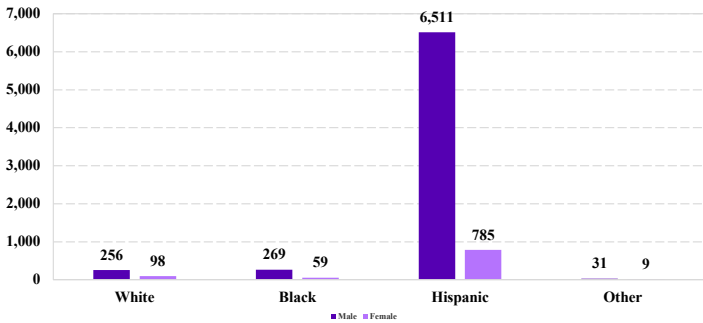
Cases with indeterminable sentence terms are excluded from the calculation of the Mean Sentence or Median Sentence category. Sentences greater than 470 months and probation were included in the sentence average computations as 470 months and zero months, respectively. Cases in the Total Receiving Imprisonment, Total Receiving Probation, and Fine Only categories total 100 percent of all cases. Cases missing information required for a specific analysis were excluded from that analysis. Descriptions of variables used in this analysis are provided in Appendix A.

SOURCE: U.S. Sentencing Commission, 2020 - 2024 Datafiles, USSCFY20 - USSCFY24.

Number of Sentenced Individuals Over Time



Race and Gender



Citizenship, Guilty Pleas, and Trials

